



Chipsmall Limited consists of a professional team with an average of over 10 year of expertise in the distribution of electronic components. Based in Hongkong, we have already established firm and mutual-benefit business relationships with customers from,Europe,America and south Asia,supplying obsolete and hard-to-find components to meet their specific needs.

With the principle of “Quality Parts,Customers Priority,Honest Operation,and Considerate Service”,our business mainly focus on the distribution of electronic components. Line cards we deal with include Microchip,ALPS,ROHM,Xilinx,Pulse,ON,Everlight and Freescale. Main products comprise IC,Modules,Potentiometer,IC Socket,Relay,Connector.Our parts cover such applications as commercial,industrial, and automotives areas.

We are looking forward to setting up business relationship with you and hope to provide you with the best service and solution. Let us make a better world for our industry!



Contact us

Tel: +86-755-8981 8866 Fax: +86-755-8427 6832

Email & Skype: info@chipsmall.com Web: www.chipsmall.com

Address: A1208, Overseas Decoration Building, #122 Zhenhua RD., Futian, Shenzhen, China





MINIATURE ENCAPSULATED TELECOMMUNICATION V.90 MODEM TRANSFORMER

REV. Status

REVISION -
04/14/05 MP

REVISION A
ADDED REFLOW
PROFILE & RoHS
11/13/07 YS

A. Electrical Specifications (@ 25° C)

1. Primary Impedance; 600Ω
 2. Secondary Impedance; 287Ω
 3. Insertion Loss: 4.0dB MAX @ 2KHz, 0dBm
 4. Frequency Response; ±0.20dB @ 200Hz to 4KHz, 0dBm
 5. Longitudinal Balance;
80dB MIN @ 200Hz to 4KHz, 0dBm
 6. Return Loss; 14dB MIN @ 200Hz to 4KHz, 0dBm
 7. Primary Inductance; 7.0H MIN @ 200Hz, 0.78Vrms, Lp
Measured (1-3)
 8. Leakage Inductance; 10mH MAX @ 1KHz, 0.78Vrms
Measured (1-3) with 6 & 4 shorted
 9. DC Resistance;
(1-3):175Ω ±15%
(6-4):175Ω ±15%
 10. Turns Ratio; (1-3):(6-4)=1:1.00 ±2%
 11. Total Harmonic Distortion;
-84dB MAX @ 600Hz, -10dBm (-90dB TYP)
 12. Dielectric Strength; 1875Vrms 1 second @ Pri-Sec
- B. Marking; TTC-5036H, TAMURA, date code and country of origin
"H" designates Safety Approved family classification.
- C. Safety; Certified to UL60950, EN60950
- D. Schematic;

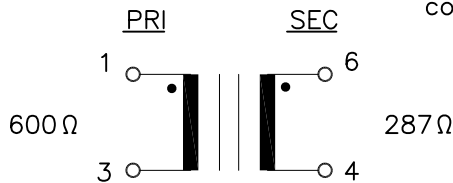
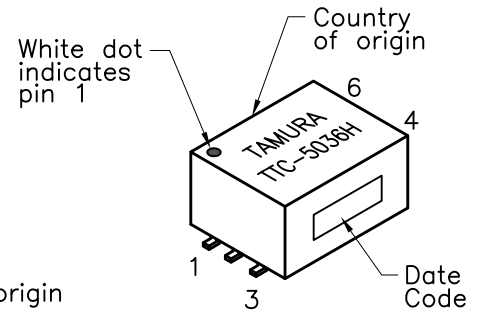


MODEL NUMBER

TTC-5036

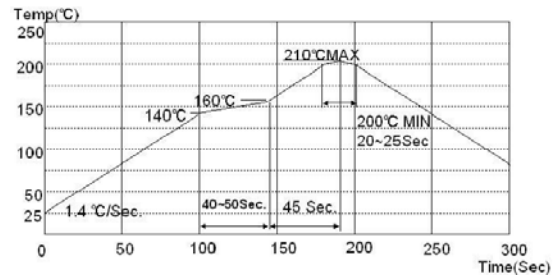


UL #E208555

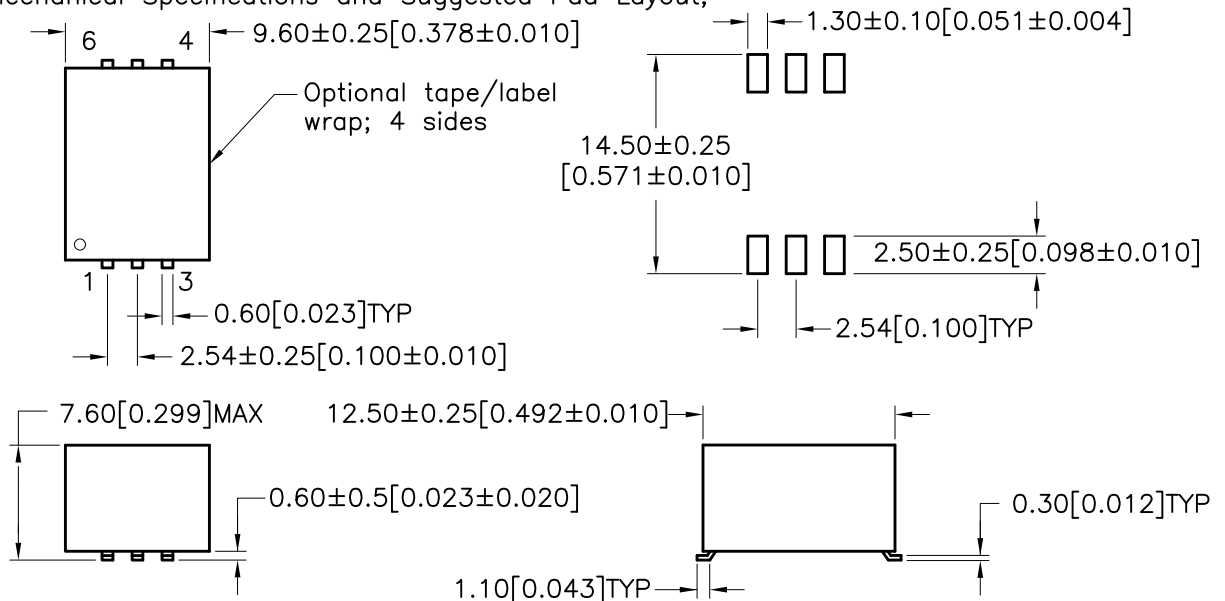


E. Suggested Reflow Profile (Terminal)

Customer to determine proper profile based on actual conditions.



F. Mechanical Specifications and Suggested Pad Layout;



PREPARED BY:

K. BRENNAN

ENGINEER:

M. PITCHAI

SAFETY ENGINEER

B. OCONNELL

APPROVED:

Y. SEKIGUCHI

DWG CONTROL NO.
P-A1-13360
ACAD\TTC\A1133601.DWG

REV
A

TELECOMMUNICATION V.90
MODEM TRANSFORMER

TAMURA CORPORATION OF AMERICA
43352 BUSINESS PARK DRIVE, TEMECULA, CA. 92590-6624
(951) 699-1270 FAX 9516769482

TTC-5036

MODEL SPECIFICATION

DIM: mm(In) SCL: 2/1 SH: 1 OF 1

PROPRIETARY NOTICE: THIS DRAWING PRINT OR DOCUMENT AND SUBJECT MATTER DISCLOSED HEREIN ARE PROPRIETARY ITEMS TO WHICH TAMURA RETAINS THE EXCLUSIVE RIGHT OF DISSEMINATION, REPRODUCTION, MANUFACTURE AND SALE. THIS DRAWING, PRINT OR DOCUMENT IS SUBMITTED IN CONFIDENCE FOR CONSIDERATION BY THE RECIPIENT ALONE UNLESS PERMISSION FOR FURTHER DISCLOSURE IS EXPRESSLY GRANTED IN WRITING.