



Chipsmall Limited consists of a professional team with an average of over 10 year of expertise in the distribution of electronic components. Based in Hongkong, we have already established firm and mutual-benefit business relationships with customers from,Europe,America and south Asia,supplying obsolete and hard-to-find components to meet their specific needs.

With the principle of “Quality Parts,Customers Priority,Honest Operation,and Considerate Service”,our business mainly focus on the distribution of electronic components. Line cards we deal with include Microchip,ALPS,ROHM,Xilinx,Pulse,ON,Everlight and Freescale. Main products comprise IC,Modules,Potentiometer,IC Socket,Relay,Connector.Our parts cover such applications as commercial,industrial, and automotives areas.

We are looking forward to setting up business relationship with you and hope to provide you with the best service and solution. Let us make a better world for our industry!



Contact us

Tel: +86-755-8981 8866 Fax: +86-755-8427 6832

Email & Skype: info@chipsmall.com Web: www.chipsmall.com

Address: A1208, Overseas Decoration Building, #122 Zhenhua RD., Futian, Shenzhen, China



TY - 301P

Description:

The TY series transformers are used for a variety of applications including impedance matching, isolation, repeat coil, line balancing, bridging and hybrid circuits.

Electrical Specifications at 25° C:

Impedance (Ohms)		Max. DC Current (mA)	Typ. Insertion Loss (dB)	Typ. Return Loss (dB)	Typ. Freq. Response (dB)
Pri	Sec				
600	900	0	1.0	26	±.5

Designed to meet FCC Part 68

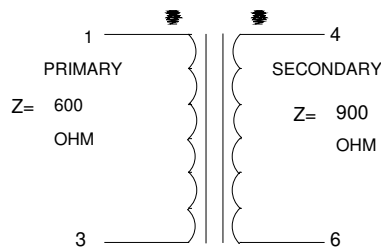
Longitudinal Balance: (FCC 68.310) – 60 dB min. 200 – 1000 Hz
 45 dB min. 1000 – 4000 Hz

Dielectric Strength: (FCC 68.304) – 1500VAC

Power Level: -45 dBm to +7 dBm

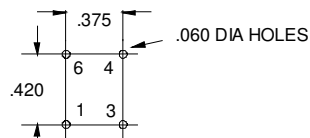
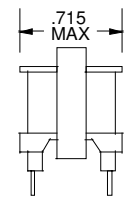
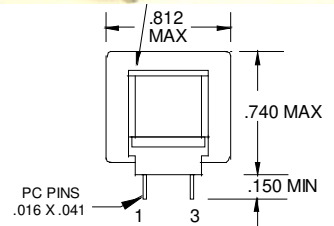

Frequency Range: Data/Voice = 300 to 3500 Hz
 Data = 800 to 3500 Hz

Schematic:



RoHS Compliance: As of manufacturing date February 2005, all standard products meet the requirements of 2011/65/EU, known as the RoHS initiative.

*Upon printing, this document is considered “uncontrolled”. Please contact Triad Magnetics website for the most current version. For soldering and washing information please see <http://www.triadmagnetics.com/faq.html>



UNIT MOUNTING PATTERN