



Chipsmall Limited consists of a professional team with an average of over 10 year of expertise in the distribution of electronic components. Based in Hongkong, we have already established firm and mutual-benefit business relationships with customers from,Europe,America and south Asia,supplying obsolete and hard-to-find components to meet their specific needs.

With the principle of “Quality Parts,Customers Priority,Honest Operation,and Considerate Service”,our business mainly focus on the distribution of electronic components. Line cards we deal with include Microchip,ALPS,ROHM,Xilinx,Pulse,ON,Everlight and Freescale. Main products comprise IC,Modules,Potentiometer,IC Socket,Relay,Connector.Our parts cover such applications as commercial,industrial, and automotives areas.

We are looking forward to setting up business relationship with you and hope to provide you with the best service and solution. Let us make a better world for our industry!



Contact us

Tel: +86-755-8981 8866 Fax: +86-755-8427 6832

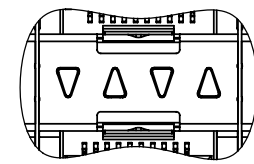
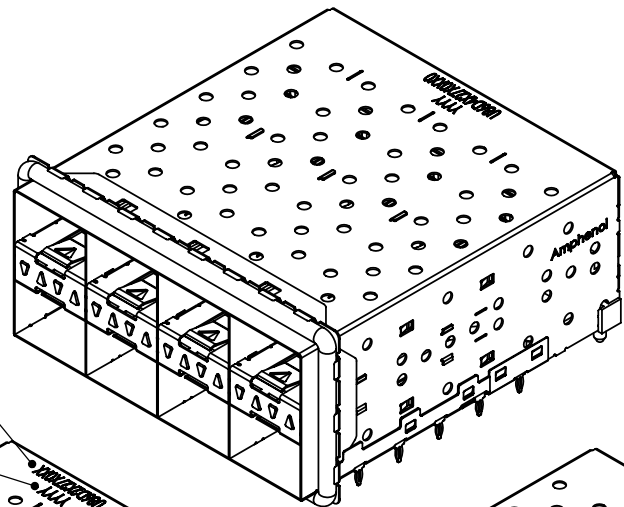
Email & Skype: info@chipsmall.com Web: www.chipsmall.com

Address: A1208, Overseas Decoration Building, #122 Zhenhua RD., Futian, Shenzhen, China

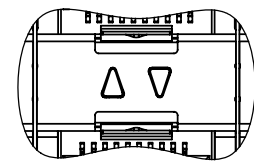




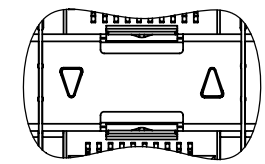
REVISIONS			
REV	DESCRIPTION	DATE	APPRD
G	LIGHT PIPE CONFIGURATION ADDED	MAY21/09	
H	PART NUMBERS UPDATED	JUL27/09	



U86-DX427-10XX1
4 LIGHT PIPES PER 2X1



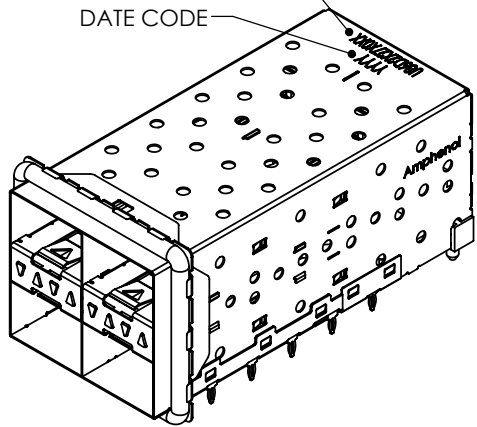
U86-DX427-20XX1
2 INNER LIGHT PIPES PER 2X1



U86-DX427-30XX1
2 OUTER LIGHT PIPES PER 2X1

PART NUMBER
(LAST DIGIT INDICATING
PACKAGING TYPE, NOT
PRINTED ON THE PART)

DATE CODE



MATERIAL: (RoHS COMPLIANT)
CAGE - PRESS FIT:
COPPER ALLOY
PLATING:
SEE AMPHENOL PART NUMBER
CONFIGURATION FOR OPTIONS.
CONNECTOR - PRESS FIT:
PLASTIC HOUSING:
LCP, FLAMMABILITY RATING UL94-0.
CONTACTS:
PHOSPHOR BRONZE
PLATING OPTION: NICKEL 2.54 μm MIN.
LIGHT PIPE:
CLEAR POLYCARBONATE, FLAMMABILITY
RATING UL94-0.
PACKAGING:
TRAY PACKAGING.
TEMPERATURE RANGE:
-40°C TO +85°C

AMPHENOL PART NUMBER CONFIGURATION

U86 - D X 4 2 7 - X 0 X X 1

NUMBER OF PORTS
2 = 2X2
4 = 2X4
6 = 2X6

LIGHT PIPE CONFIGURATION
1 = 4 LIGHT PIPES PER 2X1
2 = 2 INNER LIGHT PIPES PER 2X1
3 = 2 OUTER LIGHT PIPES PER 2X1

PACKAGING
1 = TRAY
CAGE PLATING
2 = NICKEL
PRESS FIT CONNECTOR PLATING
1 = 0.76 μm MIN. GOLD ON MATING AREA
3.81-7.62 μm TIN/LEAD ON TERMINATION
4 = 0.38 μm MIN. GOLD ON MATING AREA
3.81-7.62 μm TIN/LEAD ON TERMINATION

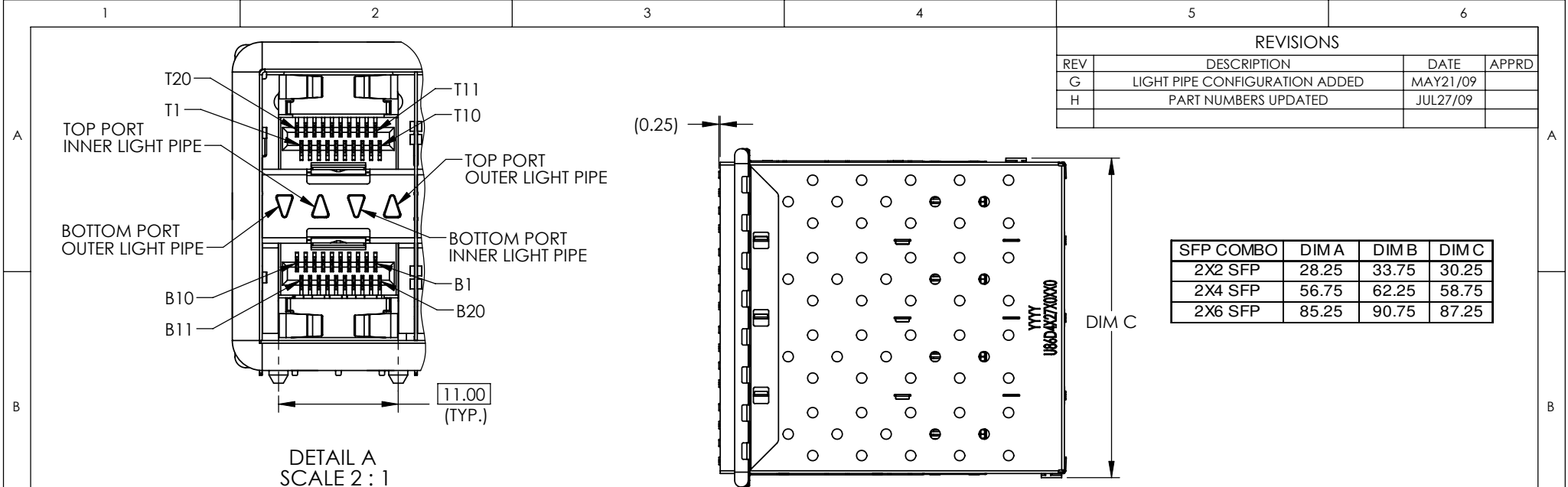
DO NOT SCALE DRAWING

THIS DOCUMENT CONTAINS PROPRIETARY INFORMATION AND SUCH INFORMATION MAY NOT BE DISCLOSED TO OTHERS FOR ANY PURPOSE OR USED FOR MANUFACTURING PURPOSES WITHOUT PERMISSION FROM AMPHENOL CANADA CORP.

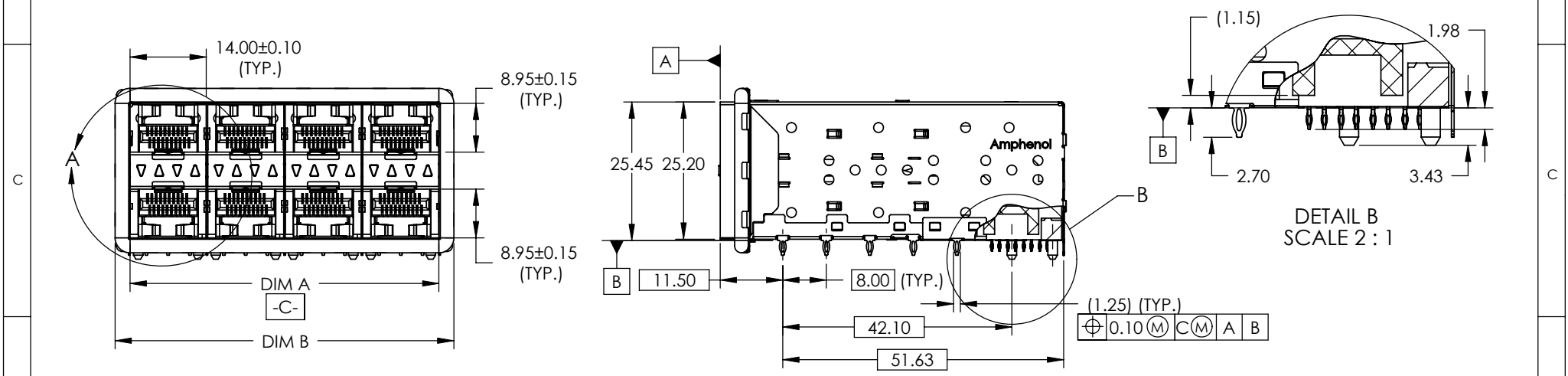
UNLESS OTHERWISE SPECIFIED DIMENSIONS ARE IN MILLIMETERS TOLERANCES ARE:		APPROVALS		DATE	
DECIMALS	ANGLES	DRAWN	J.SI	FEB23/09	
X.X ± 0.25	± 1°	DESIGNED	J.SI	FEB23/09	
X.XX ± 0.15		CHECKED	X	X	
MATERIAL AND FINISH	N/A	QA APPD	X	X	
REF.	X	IE APPD	X	X	
CODE IDENT. NO.	03554	DWG APPD			

Amphenol Canada Corp.					
TITLE					
2XN SFP+ EXPRESSPORT™ COMBO WITH LIGHT PIPE (ELASTOMERIC GASKET)					
SIZE	DWG. NO.	P-U86-DX427-X0XX1	REV.	H	
A4	SCALE	1:1	PROJECT	SHEET	1 OF 6

REVISIONS			
REV	DESCRIPTION	DATE	APPRD
G	LIGHT PIPE CONFIGURATION ADDED	MAY21/09	
H	PART NUMBERS UPDATED	JUL27/09	



SFP COMBO	DIM A	DIM B	DIM C
2X2 SFP	28.25	33.75	30.25
2X4 SFP	56.75	62.25	58.75
2X6 SFP	85.25	90.75	87.25



DO NOT SCALE DRAWING

THIS DOCUMENT CONTAINS PROPRIETARY INFORMATION AND SUCH INFORMATION MAY NOT BE DISCLOSED TO OTHERS FOR ANY PURPOSE OR USED FOR MANUFACTURING PURPOSES WITHOUT PERMISSION FROM AMPHENOL CANADA CORP.

UNLESS OTHERWISE SPECIFIED DIMENSIONS ARE IN MILLIMETERS TOLERANCES ARE:		APPROVALS		DATE	
DECIMALS	ANGLES	DRAWN	J.SI	FEB23/09	
X.X ± 0.25	± 1°	DESIGNED	J.SI	FEB23/09	
X.XX ± 0.15		CHECKED	X	X	
MATERIAL AND FINISH	N/A	QA APPD	X	X	
REF.	X	IE APPD	X	X	
CODE IDENT. NO.	03554	DWG APPD			

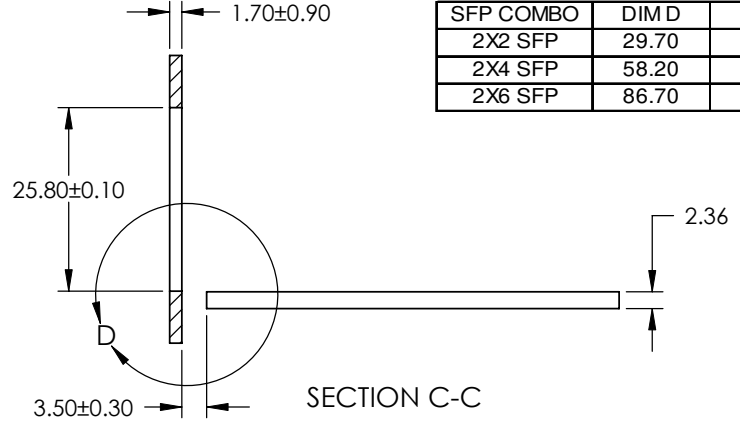
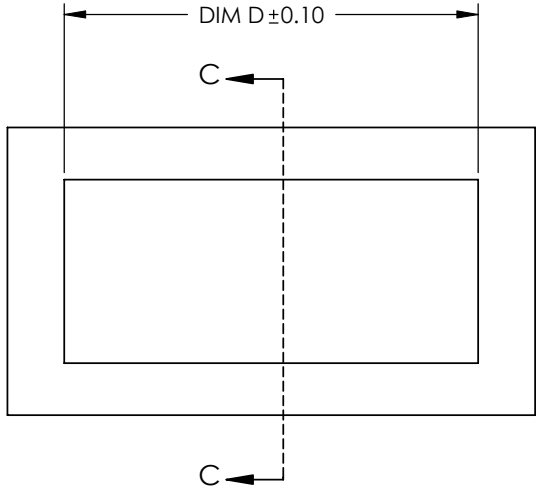
Amphenol Canada Corp.

TITLE
2XN SFP+ EXPRESSPORT™ COMBO WITH LIGHT PIPE (ELASTOMERIC GASKET)

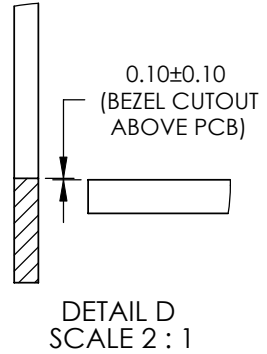
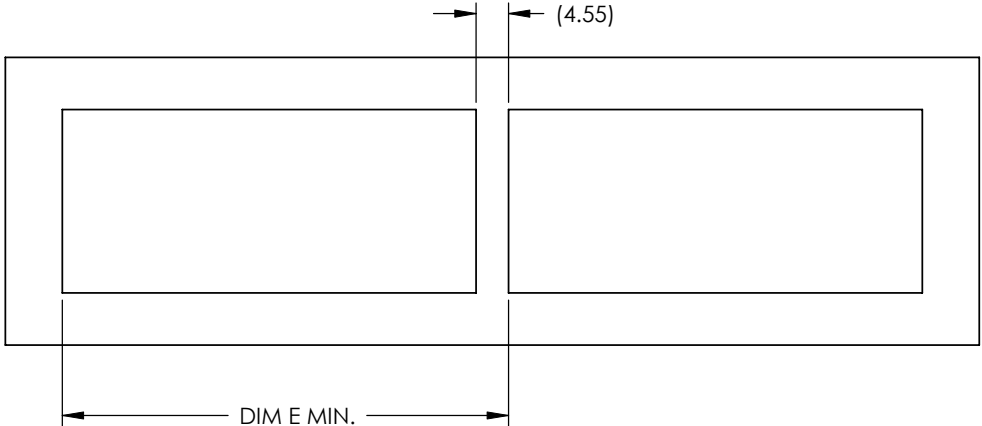
SIZE **A4** DWG. NO. **P-U86-DX427-X0XX1** REV. **H**

SCALE **1:1** PROJECT SHEET **2 OF 6**

REVISIONS			
REV	DESCRIPTION	DATE	APPRD
G	LIGHT PIPE CONFIGURATION ADDED	MAY21/09	
H	PART NUMBERS UPDATED	JUL27/09	



SFP COMBO	DIM D	DIM E
2X2 SFP	29.70	35.20
2X4 SFP	58.20	63.70
2X6 SFP	86.70	92.20



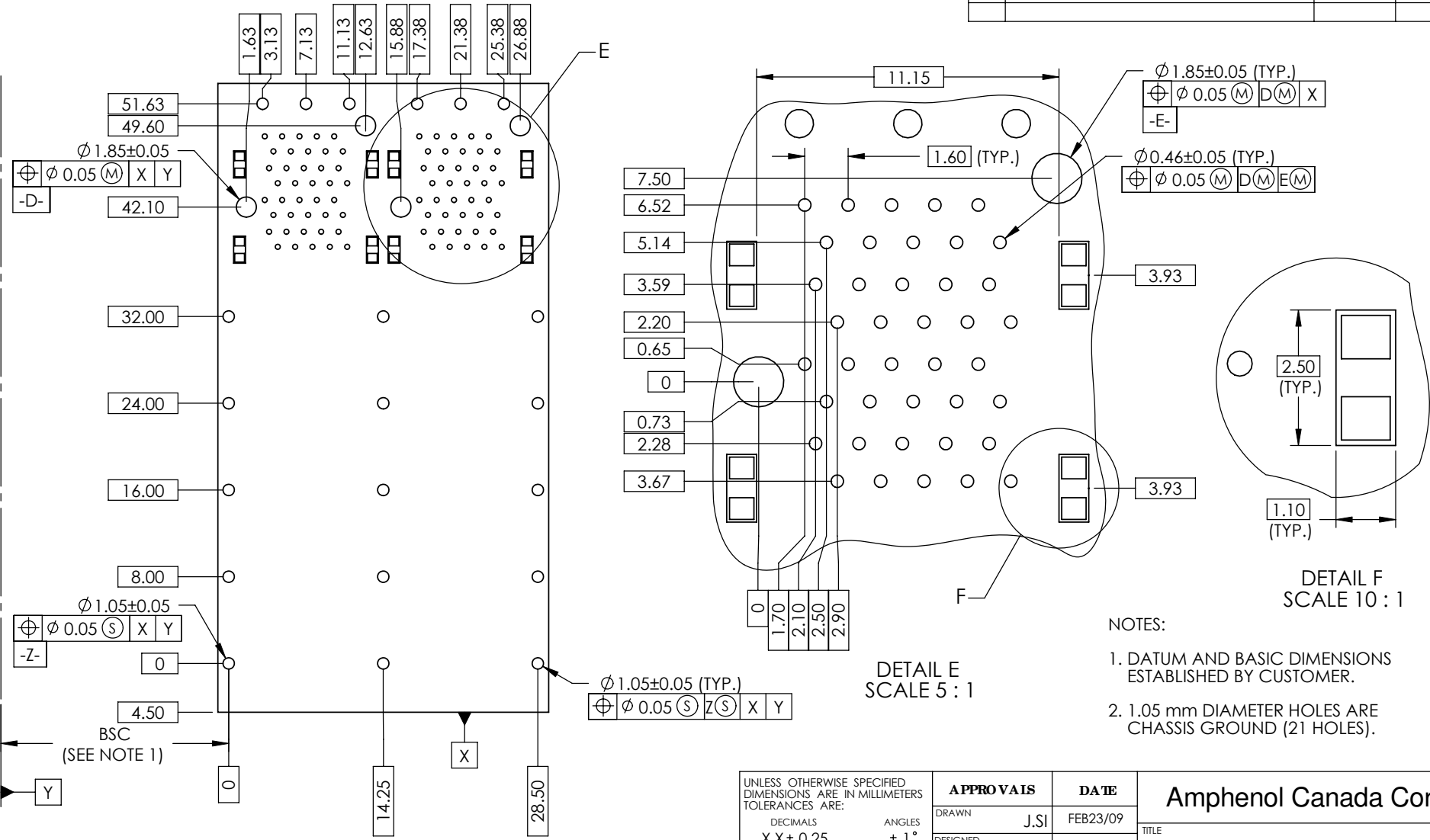
UNLESS OTHERWISE SPECIFIED DIMENSIONS ARE IN MILLIMETERS TOLERANCES ARE: DECIMALS ANGLES X.X ± 0.25 ± 1° X.XX ± 0.15	APPROVALS		DATE
	DRAWN	J.SI	FEB23/09
	DESIGNED	J.SI	FEB23/09
	CHECKED	X	X
	QA APPD	X	X
MATERIAL AND FINISH	N/A		
REF.	X		
IE APP'D	X	X	
DWG APP'D			
CODE IDENT. NO.	03554		

Amphenol Canada Corp.			
TITLE			
2XN SFP+ EXPRESSPORT™ COMBO WITH LIGHT PIPE (ELASTOMERIC GASKET)			
SIZE	DWG. NO.	P-U86-DX427-X0XX1	REV. H
SCALE	1:1	PROJECT	SHEET 3 OF 6

DO NOT SCALE DRAWING

THIS DOCUMENT CONTAINS PROPRIETARY INFORMATION AND SUCH INFORMATION MAY NOT BE DISCLOSED TO OTHERS FOR ANY PURPOSE OR USED FOR MANUFACTURING PURPOSES WITHOUT PERMISSION FROM AMPHENOL CANADA CORP.

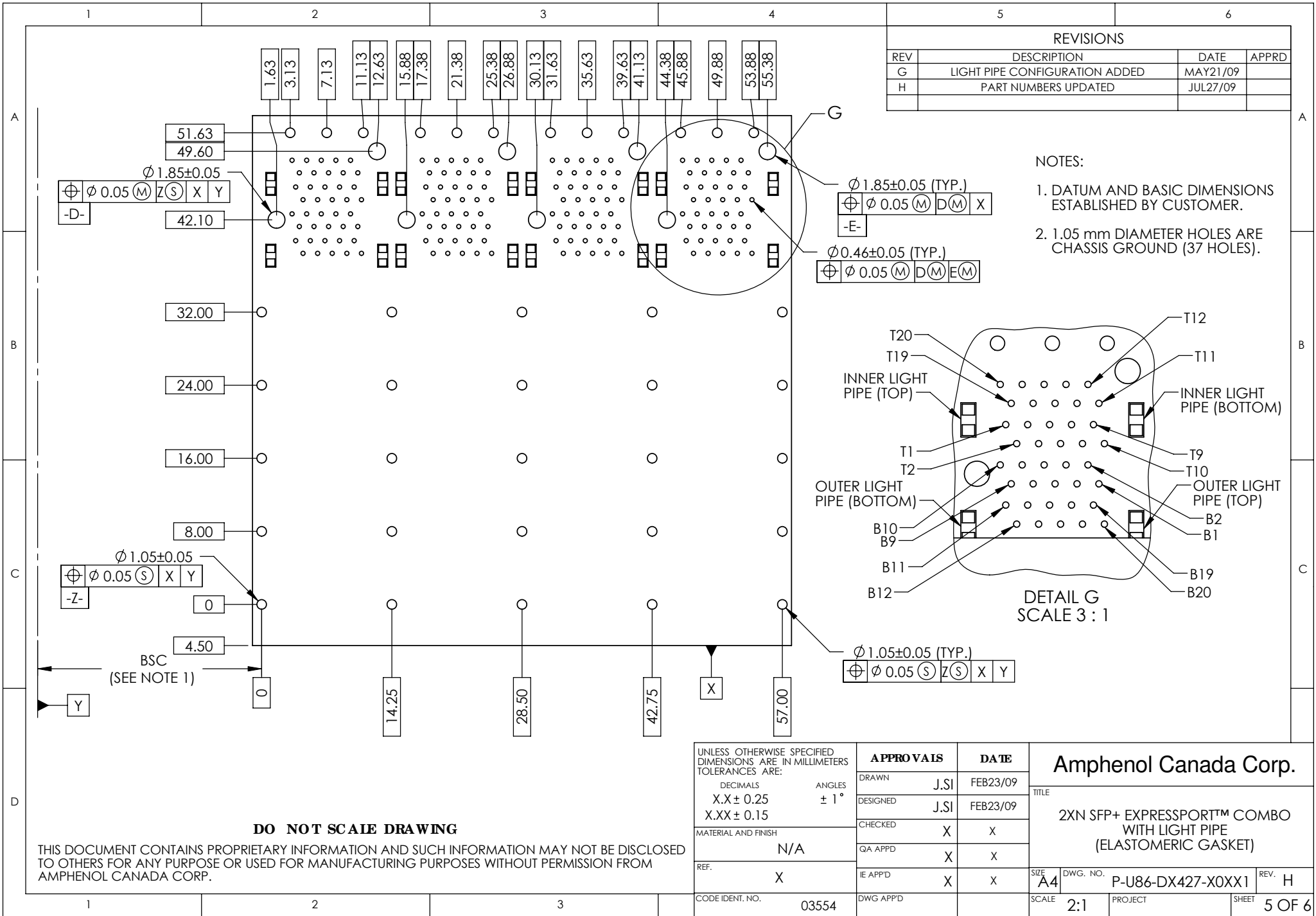
REVISIONS			
REV	DESCRIPTION	DATE	APPRD
G	LIGHT PIPE CONFIGURATION ADDED	MAY21/09	
H	PART NUMBERS UPDATED	JUL27/09	



- NOTES:
- DATUM AND BASIC DIMENSIONS ESTABLISHED BY CUSTOMER.
 - 1.05 mm DIAMETER HOLES ARE CHASSIS GROUND (21 HOLES).

UNLESS OTHERWISE SPECIFIED DIMENSIONS ARE IN MILLIMETERS TOLERANCES ARE:		APPROVALS		DATE	
DECIMALS	ANGLES	DRAWN	J.SI	FEB23/09	
X.X ± 0.25	± 1°	DESIGNED	J.SI	FEB23/09	
X.XX ± 0.15		CHECKED	X	X	
MATERIAL AND FINISH	N/A	QA APPD	X	X	
REF.	X	IE APPD	X	X	
CODE IDENT. NO.	03554	DWG APPD			

Amphenol Canada Corp.					
TITLE					
2XN SFP+ EXPRESSPORT™ COMBO WITH LIGHT PIPE (ELASTOMERIC GASKET)					
SIZE	DWG. NO.	P-U86-DX427-X0XX1	REV.	H	
A4	SCALE	2:1	PROJECT	SHEET	
			4 OF 6		

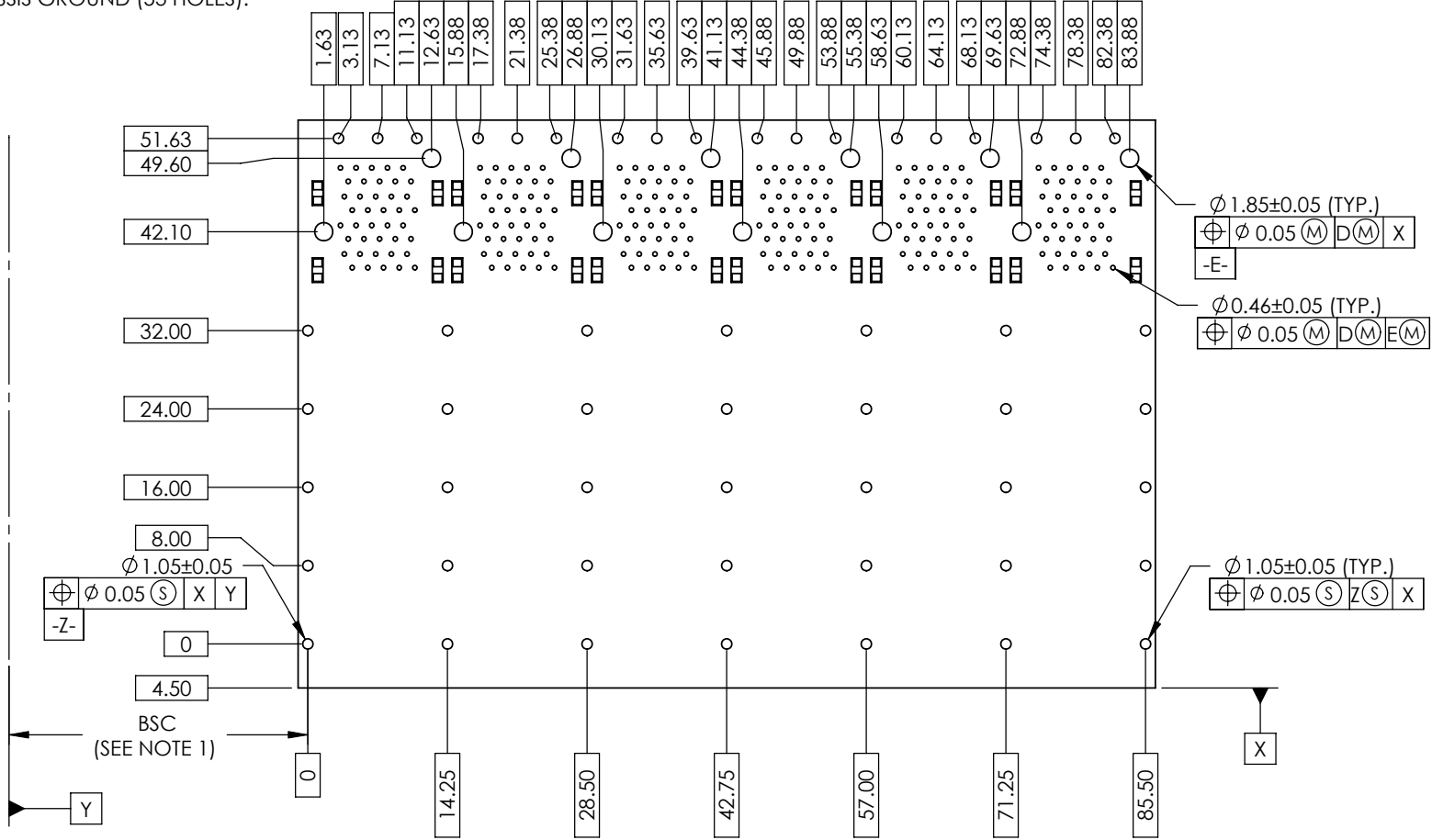


UNLESS OTHERWISE SPECIFIED DIMENSIONS ARE IN MILLIMETERS TOLERANCES ARE:		APPROVALS		DATE	
DECIMALS	ANGLES	DRAWN	J.SI	FEB23/09	
X.X ± 0.25	± 1°	DESIGNED	J.SI	FEB23/09	
X.XX ± 0.15		CHECKED	X	X	
MATERIAL AND FINISH	N/A	QA APPD	X	X	
REF.	X	IE APPD	X	X	
CODE IDENT. NO.	03554	DWG APPD			

Amphenol Canada Corp.			
TITLE			
2XN SFP+ EXPRESSPORT™ COMBO WITH LIGHT PIPE (ELASTOMERIC GASKET)			
SIZE	DWG. NO.	REV.	
A4	P-U86-DX427-X0XX1	H	
SCALE	PROJECT	SHEET	
2:1		5 OF 6	

REVISIONS			
REV	DESCRIPTION	DATE	APPRD
G	LIGHT PIPE CONFIGURATION ADDED	MAY21/09	
H	PART NUMBERS UPDATED	JUL27/09	

- NOTES:
- DATUM AND BASIC DIMENSIONS ESTABLISHED BY CUSTOMER.
 - 1.05 mm DIAMETER HOLES ARE CHASSIS GROUND (53 HOLES).



DO NOT SCALE DRAWING

THIS DOCUMENT CONTAINS PROPRIETARY INFORMATION AND SUCH INFORMATION MAY NOT BE DISCLOSED TO OTHERS FOR ANY PURPOSE OR USED FOR MANUFACTURING PURPOSES WITHOUT PERMISSION FROM AMPHENOL CANADA CORP.

UNLESS OTHERWISE SPECIFIED DIMENSIONS ARE IN MILLIMETERS TOLERANCES ARE: DECIMALS ANGLES X.X ± 0.25 ± 1° X.XX ± 0.15	APPROVALS		DATE
	DRAWN	J.SI	FEB23/09
MATERIAL AND FINISH N/A	DESIGNED	J.SI	FEB23/09
REF. X	CHECKED	X	X
CODE IDENT. NO. 03554	QA APPD	X	X
	IE APPD	X	X
	DWG APPD		

Amphenol Canada Corp.			
TITLE 2XN SFP+ EXPRESSPORT™ COMBO WITH LIGHT PIPE (ELASTOMERIC GASKET)			
SIZE A4	DWG. NO. P-U86-DX427-X0XX1	REV. H	
SCALE 3:2	PROJECT	SHEET 6 OF 6	