



Chipsmall Limited consists of a professional team with an average of over 10 year of expertise in the distribution of electronic components. Based in Hongkong, we have already established firm and mutual-benefit business relationships with customers from,Europe,America and south Asia,supplying obsolete and hard-to-find components to meet their specific needs.

With the principle of “Quality Parts,Customers Priority,Honest Operation,and Considerate Service”,our business mainly focus on the distribution of electronic components. Line cards we deal with include Microchip,ALPS,ROHM,Xilinx,Pulse,ON,Everlight and Freescale. Main products comprise IC,Modules,Potentiometer,IC Socket,Relay,Connector.Our parts cover such applications as commercial,industrial, and automotives areas.

We are looking forward to setting up business relationship with you and hope to provide you with the best service and solution. Let us make a better world for our industry!



Contact us

Tel: +86-755-8981 8866 Fax: +86-755-8427 6832

Email & Skype: info@chipsmall.com Web: www.chipsmall.com


Address: A1208, Overseas Decoration Building, #122 Zhenhua RD., Futian, Shenzhen, China



Glass Passivated High Efficient Rectifiers

FEATURES

- Glass passivated chip junction
- Excellent high temperature switching
- Ideally suited for use in very high frequency switching power supplies, inverters and as free wheeling diodes
- Ultrafast recovery time for high efficiency
- Soft recovery characteristics
- Compliant to RoHS Directive 2011/65/EU and in accordance to WEEE 2002/96/EC
- Halogen-free according to IEC 61249-2-21 definition



DO-204AL (DO-41)



MECHANICAL DATA

Case: DO-204AL (DO-41)

Molding compound, UL flammability classification rating 94V-0

Base P/N with suffix "G" on packing code - green compound (halogen-free)

Base P/N with prefix "H" on packing code - AEC-Q101 qualified

Terminal: Matte tin plated leads, solderable per JESD22-B102

Meet JESD 201 class 1A whisker test,

with prefix "H" on packing code meet JESD 201 class 2 whisker test

Weight: 0.33g (approximately)

| MAXIMUM RATINGS AND ELECTRICAL CHARACTERISTICS (T _A =25°C unless otherwise noted) | | | | | | | | | |
|--|--------------------------------------|--------------|------|------|------|------|------|------|------|
| PARAMETER | SYMBOL | UF1A | UF1B | UF1D | UF1G | UF1J | UF1K | UF1M | UNIT |
| Maximum repetitive peak reverse voltage | V _{RRM} | 50 | 100 | 200 | 400 | 600 | 800 | 1000 | V |
| Maximum RMS voltage | V _{RMS} | 35 | 70 | 140 | 280 | 420 | 560 | 700 | V |
| Maximum DC blocking voltage | V _{DC} | 50 | 100 | 200 | 400 | 600 | 800 | 1000 | V |
| Maximum average forward rectified current | I _{F(AV)} | 1 | | | | | | | A |
| Peak forward surge current, 8.3 ms single half sine-wave superimposed on rated load | I _{FSM} | 30 | | | | | | | A |
| Maximum instantaneous forward voltage (Note 1) @ 1 A | V _F | 1.0 | | | | 1.7 | | | V |
| Maximum reverse current @ rated VR T _J =25 °C T _J =125 °C | I _R | 5 150 | | | | | | | μA |
| Maximum reverse recovery time (Note 2) | T _{rr} | 50 | | | | 75 | | | ns |
| Typical junction capacitance (Note 3) | C _j | 17 | | | | | | | pF |
| Typical thermal resistance | R _{θJL} R _{θJA} | 15 60 | | | | | | | °C/W |
| Operating junction temperature range | T _J | - 55 to +150 | | | | | | | °C |
| Storage temperature range | T _{STG} | - 55 to +150 | | | | | | | °C |

Note 1: Pulse test with PW=300μs, 1% duty cycle

Note 2: Reverse Recovery Test Conditions: I_F=0.5A, I_R=1.0A, I_{RR}=0.25A

Note 3: Measured at 1 MHz and Applied Reverse Voltage of 4.0V D.C.

| ORDERING INFORMATION | | | | | |
|----------------------|--------------------|--------------|---------------------|---------|----------------------------------|
| PART NO. | AEC-Q101 QUALIFIED | PACKING CODE | GREEN COMPOUND CODE | PACKAGE | PACKING |
| UF1x (Note 1) | Prefix "H" | A0 | Suffix "G" | DO-41 | 3,000 / Ammo box (52mm taping) |
| | | R0 | | DO-41 | 5,000 / 13" Paper reel |
| | | R1 | | DO-41 | 5,000 / 13" Paper reel (Reverse) |
| | | B0 | | DO-41 | 1,000 / Bulk packing |

Note 1: "x" defines voltage from 50V (UF1A) to 1000V (UF1M)

| EXAMPLE | | | | | |
|---------------|----------|--------------------|--------------|---------------------|--------------------|
| PREFERRED P/N | PART NO. | AEC-Q101 QUALIFIED | PACKING CODE | GREEN COMPOUND CODE | DESCRIPTION |
| UF1M A0 | UF1M | | A0 | | |
| UF1M A0G | UF1M | | A0 | G | Green compound |
| UF1MHA0 | UF1M | H | A0 | | AEC-Q101 qualified |

RATINGS AND CHARACTERISTICS CURVES

(TA=25°C unless otherwise noted)

FIG.1- MAXIMUM FORWARD CURRENT DERATING CURVE

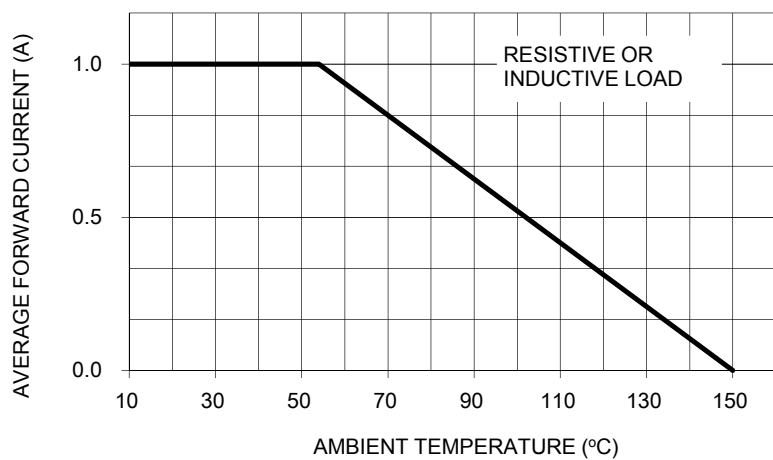


FIG. 2- TYPICAL FORWARD CHARACTERISTICS

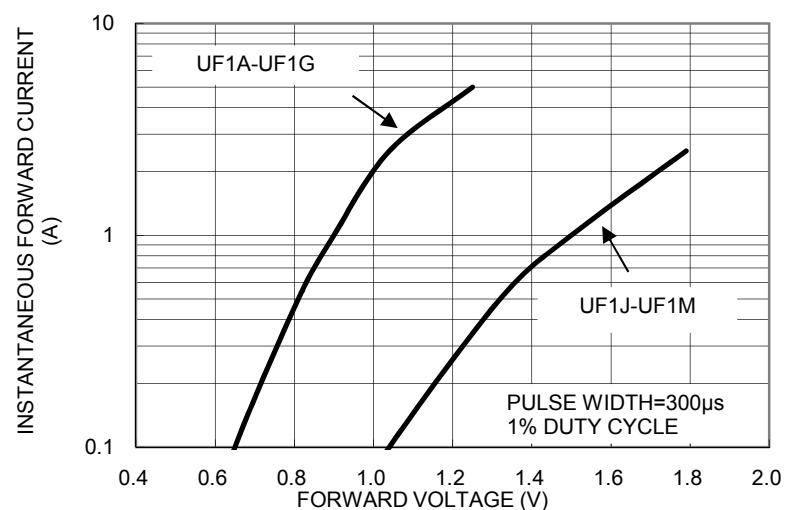


FIG. 3- MAXIMUM NON-REPETITIVE PEAK FORWARD SURGE CURRENT

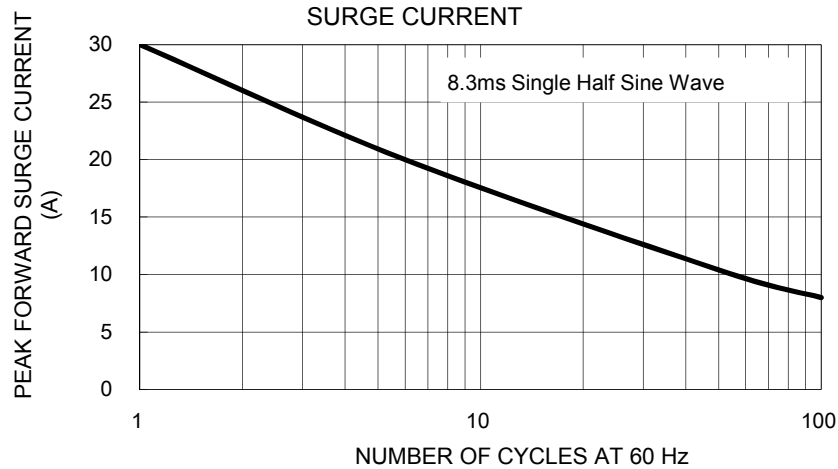


FIG. 4- TYPICAL REVERSE CHARACTERISTICS

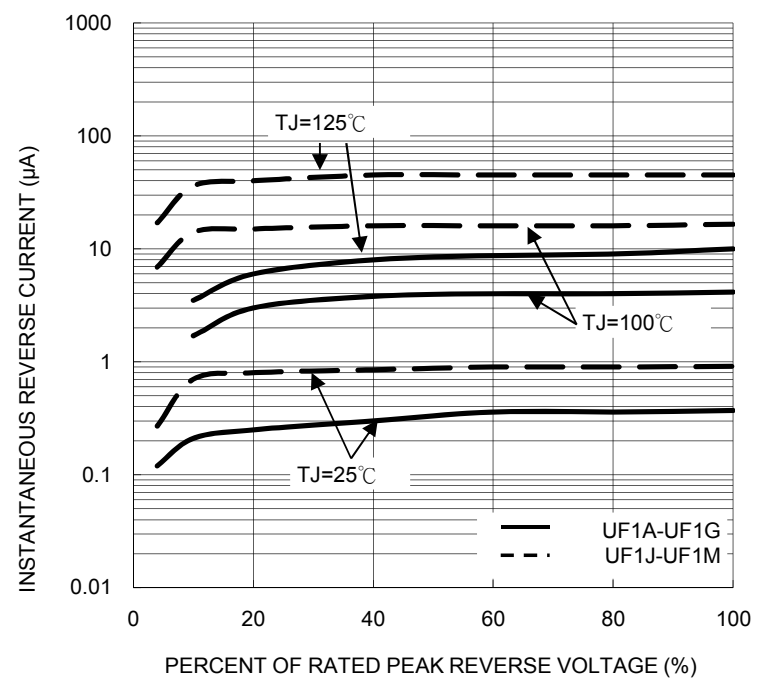


FIG. 5- TYPICAL JUNCTION CAPACITANCE

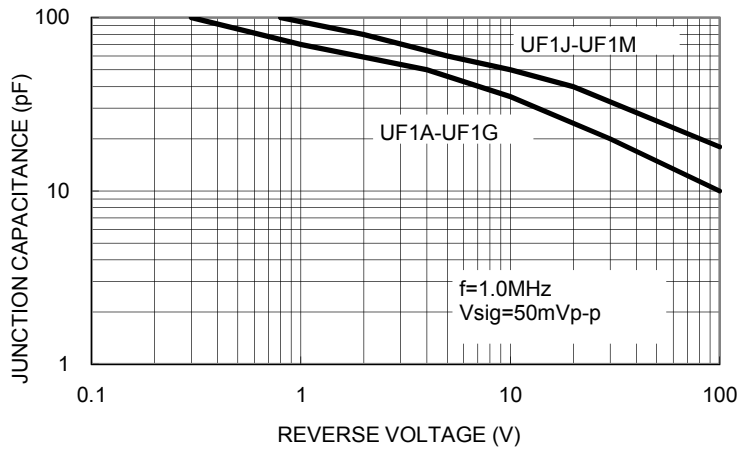
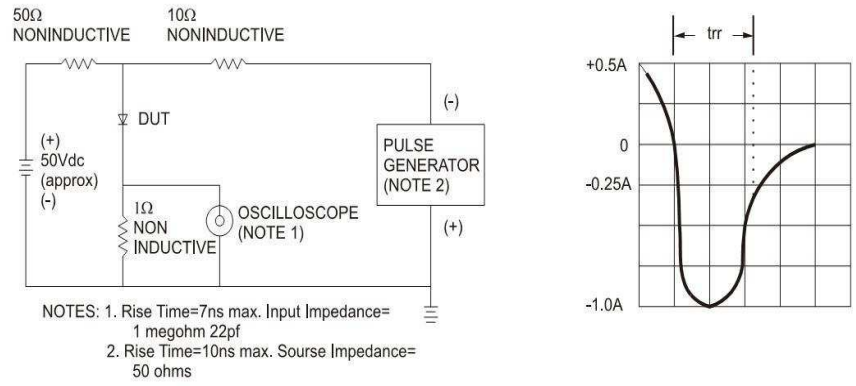
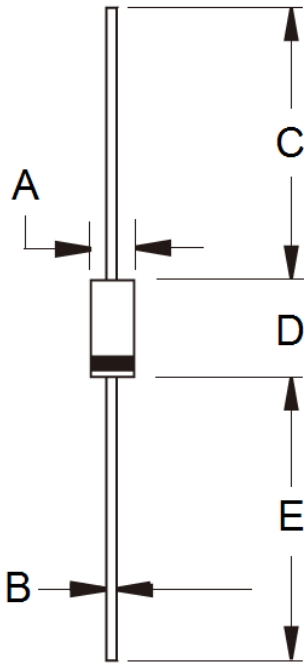


FIG.6- REVERSE RECOVERY TIME CHARACTERISTIC AND TEST CIRCUIT DIAGRAM



PACKAGE OUTLINE DIMENSIONS



| DIM. | Unit (mm) | | Unit (inch) | |
|------|-----------|------|-------------|-------|
| | Min | Max | Min | Max |
| A | 2.00 | 2.70 | 0.079 | 0.106 |
| B | 0.71 | 0.86 | 0.028 | 0.034 |
| C | 25.40 | - | 1.000 | - |
| D | 4.20 | 5.20 | 0.165 | 0.205 |
| E | 25.40 | - | 1.000 | - |

MARKING DIAGRAM



P/N = Specific Device Code
 G = Green Compound
 YWW = Date Code
 F = Factory Code

Notice

Specifications of the products displayed herein are subject to change without notice. TSC or anyone on its behalf, assumes no responsibility or liability for any errors inaccuracies.

Information contained herein is intended to provide a product description only. No license, express or implied, to any intellectual property rights is granted by this document. Except as provided in TSC's terms and conditions of sale for such products, TSC assumes no liability whatsoever, and disclaims any express or implied warranty, relating to sale and/or use of TSC products including liability or warranties relating to fitness for a particular purpose, merchantability, or infringement of any patent, copyright, or other intellectual property right.

The products shown herein are not designed for use in medical, life-saving, or life-sustaining applications. Customers using or selling these products for use in such applications do so at their own risk and agree to fully indemnify TSC for any damages resulting from such improper use or sale.