



Chipsmall Limited consists of a professional team with an average of over 10 year of expertise in the distribution of electronic components. Based in Hongkong, we have already established firm and mutual-benefit business relationships with customers from,Europe,America and south Asia,supplying obsolete and hard-to-find components to meet their specific needs.

With the principle of “Quality Parts,Customers Priority,Honest Operation,and Considerate Service”,our business mainly focus on the distribution of electronic components. Line cards we deal with include Microchip,ALPS,ROHM,Xilinx,Pulse,ON,Everlight and Freescale. Main products comprise IC,Modules,Potentiometer,IC Socket,Relay,Connector.Our parts cover such applications as commercial,industrial, and automotives areas.

We are looking forward to setting up business relationship with you and hope to provide you with the best service and solution. Let us make a better world for our industry!



Contact us

Tel: +86-755-8981 8866 Fax: +86-755-8427 6832

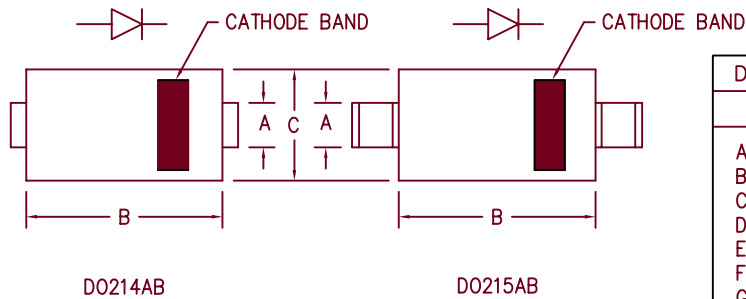
Email & Skype: info@chipsmall.com Web: www.chipsmall.com

Address: A1208, Overseas Decoration Building, #122 Zhenhua RD., Futian, Shenzhen, China

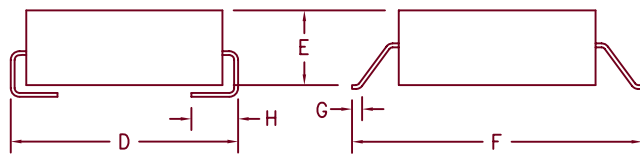


Ultra Fast Recovery Rectifiers

UFS360 — UFS380



Dim.	Inches		Millimeter		Notes
	Minimum	Maximum	Minimum	Maximum	
A	.117	.123	2.97	3.12	
B	.260	.280	6.60	7.11	
C	.220	.245	5.59	6.22	
D	.307	.322	7.80	8.18	
E	.075	.095	1.91	2.41	
F	.380	.400	9.65	10.16	
G	.025	.040	.640	1.02	
H	.030	.060	.760	1.52	



Microsemi Catalog Number	Industry Part Number	Working Peak Reverse Voltage	Repetitive Peak Reverse Voltage
*UFS360	ER3J	600V	600V
*UFS370		700V	700V
*UFS380	ER3K	800V	800V

*Add Suffix J For J Lead or G For Gull Wing Lead Configuration

- Ultra Fast Recovery
- 175°C Junction Temperature
- VRRM 600 to 800 Volts
- 3 Amp Current Rating
- ^tRR 60ns Max.

Electrical Characteristics

Average forward current	I _{F(AV)} 3.0 Amps	Square wave
Maximum surge current	I _{FSM} 100 Amps	8.3ms, half sine, T _J = 175°C
Max peak forward voltage	V _{FM} 1.2 Volts	I _{FM} = 3.0A; T _J = 25°C*
Max reverse recovery time	^t RR 60 ns	1/2A, 1A, 1/4A, T _J = 25°C
Max peak reverse current	I _{RM} 10 μA	VRRM, T _J = 25°C
Typical junction capacitance	C _J 19 pF	V _R = 10V, T _J = 25°C

*Pulse test: Pulse width 300 μsec, Duty cycle 2%

Thermal and Mechanical Characteristics

Storage temperature range	T _{STG}	-55°C to 175°C
Operating junction temp range	T _J	-55°C to 175°C
Maximum thermal resistance	RθJL	25°C/W Junction to lead
Weight		.008 ounces (0.22 grams) typical



SCOTTSDALE

8700 East Thomas Road, P.O. Box 1390
 Scottsdale, AZ 85252
 PH: (480) 941-6300
 FAX: (480) 947-1503
www.microsemi.com

05-08-07 Rev. 3

UFS360 — UFS380

Figure 1
Typical Forward Characteristics

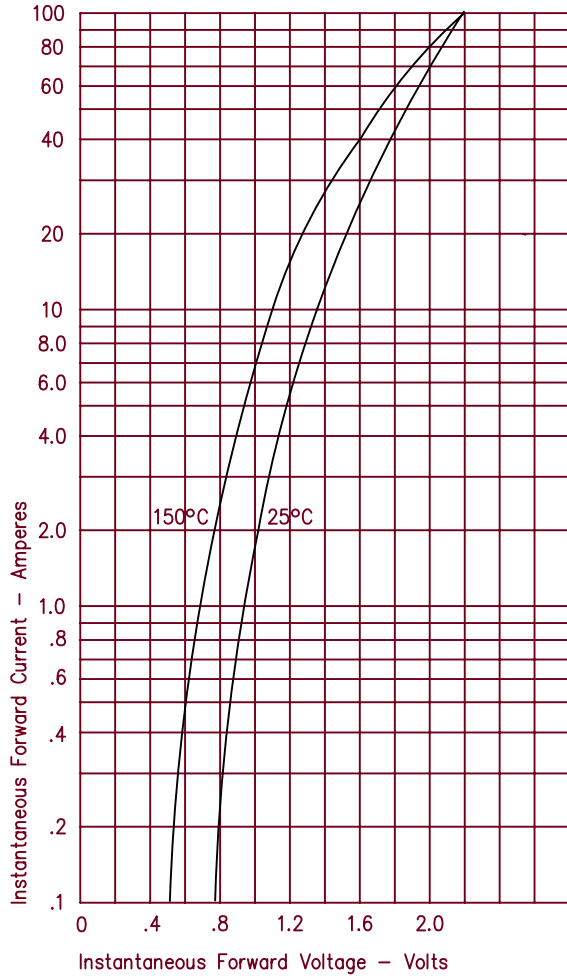


Figure 3
Typical Junction Capacitance

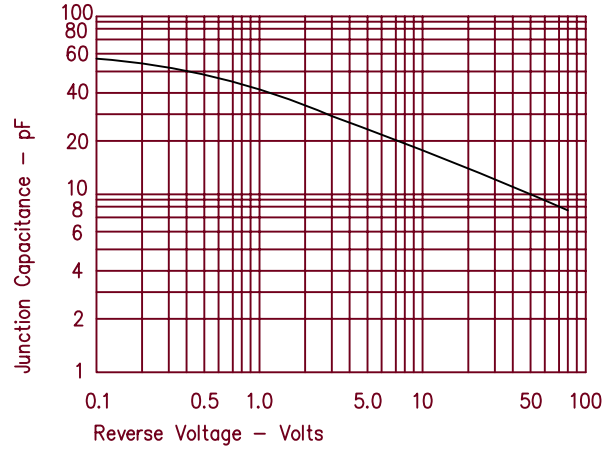


Figure 2
Typical Reverse Characteristics

