



Chipsmall Limited consists of a professional team with an average of over 10 year of expertise in the distribution of electronic components. Based in Hongkong, we have already established firm and mutual-benefit business relationships with customers from,Europe,America and south Asia,supplying obsolete and hard-to-find components to meet their specific needs.

With the principle of "Quality Parts,Customers Priority,Honest Operation,and Considerate Service",our business mainly focus on the distribution of electronic components. Line cards we deal with include Microchip,ALPS,ROHM,Xilinx,Pulse,ON,Everlight and Freescale. Main products comprise IC,Modules,Potentiometer,IC Socket,Relay,Connector.Our parts cover such applications as commercial,industrial, and automotives areas.

We are looking forward to setting up business relationship with you and hope to provide you with the best service and solution. Let us make a better world for our industry!



## Contact us

Tel: +86-755-8981 8866 Fax: +86-755-8427 6832

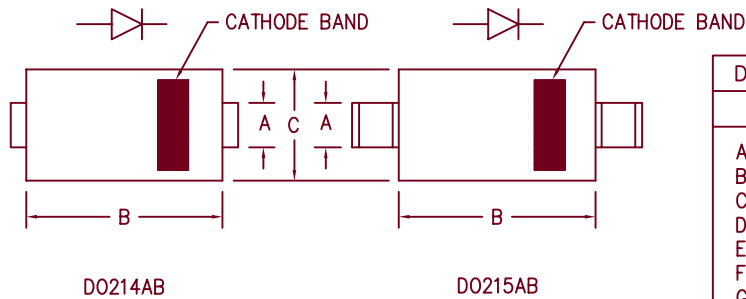
Email & Skype: info@chipsmall.com Web: www.chipsmall.com

Address: A1208, Overseas Decoration Building, #122 Zhenhua RD., Futian, Shenzhen, China

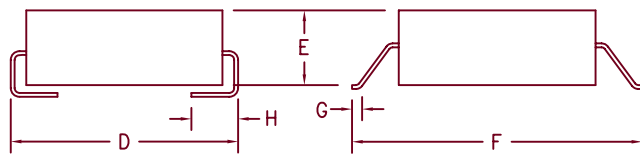


# Ultra Fast Recovery Rectifiers

## UFS530 — UFS550



Dim.	Inches		Millimeter		Notes
	Minimum	Maximum	Minimum	Maximum	
A	.117	.123	2.97	3.12	
B	.260	.280	6.60	7.11	
C	.220	.245	5.59	6.22	
D	.307	.322	7.80	8.18	
E	.075	.095	1.91	2.41	
F	.380	.400	9.65	10.16	
G	.025	.040	.640	1.02	
H	.030	.060	.760	1.52	



Microsemi Catalog Number	Working Peak Reverse Voltage	Repetitive Peak Reverse Voltage
*UFS530	300V	300V
*UFS540	400V	400V
*UFS550	500V	500V

\* Add Suffix J for J Lead or G for Gull Wing Lead Configuration

- Ultra Fast Recovery
- 175°C Junction Temperature
- VRRM 300 to 500 Volts
- 5 Amp current rating
- $t_{RR}$  50nS Max.

Electrical Characteristics		
Average forward current	I <sub>F(AV)</sub> 5.0 Amps	Square wave
Maximum surge current	I <sub>FSM</sub> 175 Amps	8.3ms, half sine, T <sub>J</sub> = 175°C
Max peak forward voltage	V <sub>FM</sub> 1.2 Volts	I <sub>FM</sub> = 5.0A: T <sub>J</sub> = 25°C*
Max reverse recovery time	t <sub>RR</sub> 50 nS	1/2A, 1A, 1/4A, T <sub>J</sub> = 25°C
Max peak reverse current	I <sub>RM</sub> 10 μA	V <sub>R</sub> = 10V, T <sub>J</sub> = 25°C
Typical junction capacitance	C <sub>J</sub> 28 pF	

\*Pulse test: Pulse width 300 μsec, Duty cycle 2%

Thermal and Mechanical Characteristics		
Storage temperature range	T <sub>STG</sub>	-55°C to 175°C
Operating junction temp range	T <sub>J</sub>	-55°C to 175°C
Maximum thermal resistance	R <sub>θJL</sub>	22°C/W Junction to lead
Weight		.008 ounces (.22 grams) typical



8700 East Thomas Road, P.O. Box 1390  
 Scottsdale, AZ 85252  
 PH: (480) 941-6300  
 FAX: (480) 947-1503  
[www.microsemi.com](http://www.microsemi.com)

05-08-07 Rev. 2

# UFS530 — UFS550

Figure 1  
Typical Forward Characteristics

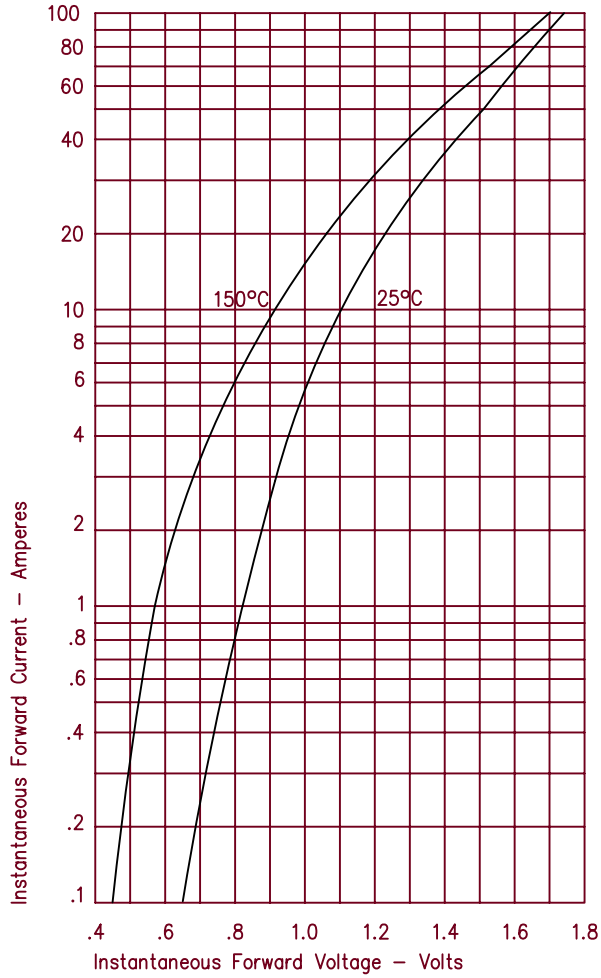


Figure 3  
Typical Junction Capacitance

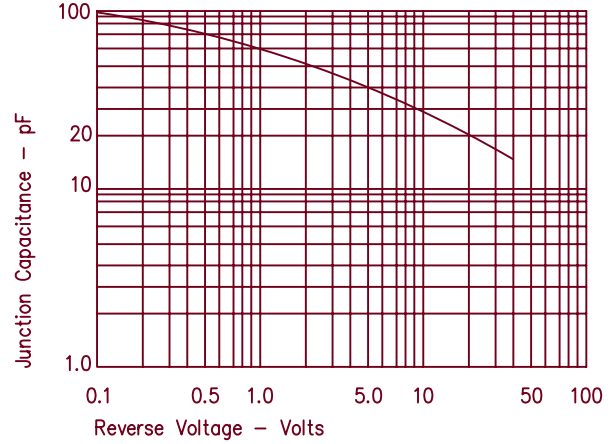


Figure 2  
Typical Reverse Characteristics

