



Chipsmall Limited consists of a professional team with an average of over 10 year of expertise in the distribution of electronic components. Based in Hongkong, we have already established firm and mutual-benefit business relationships with customers from,Europe,America and south Asia,supplying obsolete and hard-to-find components to meet their specific needs.

With the principle of “Quality Parts,Customers Priority,Honest Operation,and Considerate Service”,our business mainly focus on the distribution of electronic components. Line cards we deal with include Microchip,ALPS,ROHM,Xilinx,Pulse,ON,Everlight and Freescale. Main products comprise IC,Modules,Potentiometer,IC Socket,Relay,Connector.Our parts cover such applications as commercial,industrial, and automotives areas.

We are looking forward to setting up business relationship with you and hope to provide you with the best service and solution. Let us make a better world for our industry!



Contact us

Tel: +86-755-8981 8866 Fax: +86-755-8427 6832

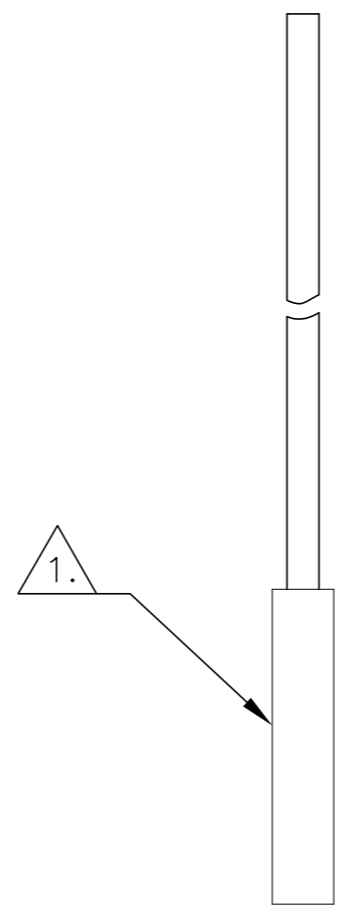
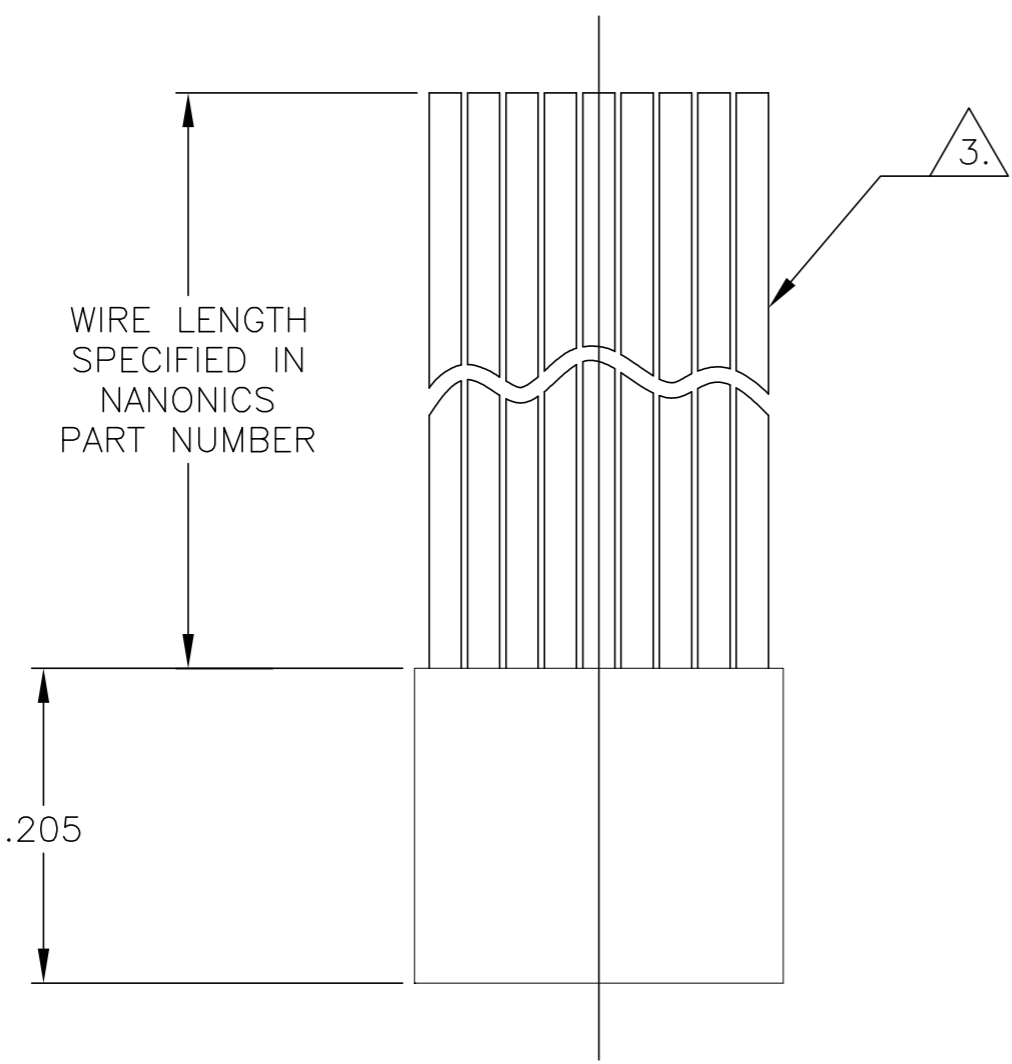
Email & Skype: info@chipsmall.com Web: www.chipsmall.com

Address: A1208, Overseas Decoration Building, #122 Zhenhua RD., Futian, Shenzhen, China



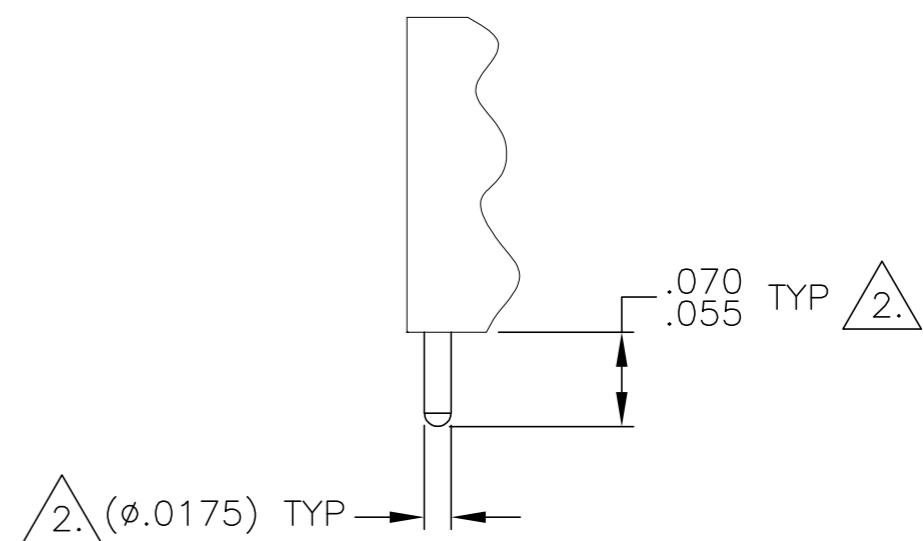
THIS DRAWING IS UNPUBLISHED. RELEASED FOR PUBLICATION
 © COPYRIGHT - By - ALL RIGHTS RESERVED.

LOC	DIST	REVISIONS					
DF	DO	P	LTR	DESCRIPTION	DATE	DWN	APVD
		K1		REVISED PER ECO-11-005139	21MAR11	RK	HMR



SIZE	C DIM	(L DIM)
04	.115	(.075)
09	.240	(.200)
15	.390	(.350)

4.	25	.640	(.600)
4.	37	.940	(.900)
4.	51	1.290	(1.250)



DETAIL A
 POSITION "T" SHOWN FOR REFERENCE

- T ●○○○○○○○○○ POSITION 1
- U ○●○○○○○○○○○ POSITION 2
- V ○○○●○○○○○○○ POSITION 3
- W ●○○○○○○○○●○ POSITION 1, AND SECOND TO LAST POSITION
- Y ●○○○○○○●○○○ POSITION 1, AND THIRD TO LAST POSITION
- Z ○●○○○○○○●○○○ POSITION 2, AND THIRD TO LAST POSITION

- 1. INSULATOR MATERIAL: LCP (LIQUID CRYSTAL POLYMER) PER ASTM D5138
- 2. OPTIONAL POLARIZATION GUIDE POST SHOWN FOR REFERENCE ONLY. IF GUIDE POST(S) ARE REQUIRED, THE LOCATION MUST BE SPECIFIED IN THE NANONICS PART NUMBER. GUIDE POST MATERIAL IS 303 STAINLESS STEEL, PASSIVATED PER SAE-AMS-QQ-P-35.
- 3. THIS CONFIGURATION MAY BE TERMINATED WITH 28 AWG SOLID, 30 AWG STRANDED OR SMALLER WIRE. CONDUCTOR TYPE AND LENGTH MUST BE SPECIFIED IN NANONICS PART NUMBER.
- 4. WHEN ORDERING THESE SIZES, FIRST CONSULT TE CONNECTIVITY/NANONICS FOR ADDITIONAL INFORMATION.
- 5. THIS DRAWING PREVIOUSLY IDENTIFIED AS NANONICS N10138/001

THIS DRAWING IS A CONTROLLED DOCUMENT.		DWN D RYAN 16 APR 92																				
DIMENSIONS: INCHES		CHK E BURGER 16 FEB 93																				
TOLERANCES UNLESS OTHERWISE SPECIFIED:		APVD M STORRY 25 APR 01	NAME																			
<table border="0"> <tr><td>0 PLC</td><td>±</td><td>-</td></tr> <tr><td>1 PLC</td><td>±</td><td>-</td></tr> <tr><td>2 PLC</td><td>±</td><td>.010</td></tr> <tr><td>3 PLC</td><td>±</td><td>.005</td></tr> <tr><td>4 PLC</td><td>±</td><td>-</td></tr> <tr><td>ANGLES</td><td></td><td>± 1°</td></tr> </table>		0 PLC	±	-	1 PLC	±	-	2 PLC	±	.010	3 PLC	±	.005	4 PLC	±	-	ANGLES		± 1°	PRODUCT SPEC	PLUG ASSEMBLY, UNSHROUDED STRIP, FLYING LEADS, PLASTIC	
0 PLC	±	-																				
1 PLC	±	-																				
2 PLC	±	.010																				
3 PLC	±	.005																				
4 PLC	±	-																				
ANGLES		± 1°																				
MATERIAL SEE NOTES		FINISH SEE NOTES	APPLICATION SPEC	RESTRICTED TO																		
		WEIGHT -	SIZE A2	CAGE CODE 00779																		
		CUSTOMER DRAWING	DRAWING NO. 1589448	SCALE 8:1																		
			SHEET 1 OF 1	REV K1																		

1589448