



Chipsmall Limited consists of a professional team with an average of over 10 year of expertise in the distribution of electronic components. Based in Hongkong, we have already established firm and mutual-benefit business relationships with customers from,Europe,America and south Asia,supplying obsolete and hard-to-find components to meet their specific needs.

With the principle of “Quality Parts,Customers Priority,Honest Operation,and Considerate Service”,our business mainly focus on the distribution of electronic components. Line cards we deal with include Microchip,ALPS,ROHM,Xilinx,Pulse,ON,Everlight and Freescale. Main products comprise IC,Modules,Potentiometer,IC Socket,Relay,Connector.Our parts cover such applications as commercial,industrial, and automotives areas.

We are looking forward to setting up business relationship with you and hope to provide you with the best service and solution. Let us make a better world for our industry!



Contact us

Tel: +86-755-8981 8866 Fax: +86-755-8427 6832

Email & Skype: info@chipsmall.com Web: www.chipsmall.com

Address: A1208, Overseas Decoration Building, #122 Zhenhua RD., Futian, Shenzhen, China



UNIDIRECTIONAL INTEGRATED TAP MONITOR ARRAY

UTMA Series

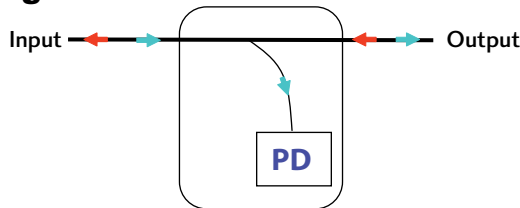
Product Description

Oplink's Unidirectional Integrated Tap Monitor Array (UTMA) is assembled using individual Unidirectional Integrated Tap Monitor (UTMS) to guarantee no optical or electrical cross-talk among different channels. UTMS is a hybrid component that integrates a flat spectral response of a thin-film tap with a high sensitivity PIN photodiode for power monitoring applications. The Unidirectional feature allows power monitoring from input port only. UTMA minimizes component assembly costs and module footprint while increasing module design efficiency by facilitating fiber management.

Each UTMS in the UTMA integrates the functionality of an optical coupler and a photodiode while delivering low insertion loss and low dark current with high temperature stability over a wide wavelength range. It is compact and easy to mount on a PCB board for module and network system use. Applications include DWDM channel power monitoring, optical network switching/protection monitoring, re-configurable optical add/drop multiplexers, and gain/attenuation monitoring in amplifier systems.

Oplink can provide customized designs to meet specialized feature applications. Also, Oplink offers modular assemblies that integrate other components to form a full function module or subsystem.

Functional Diagram



Performance Specification

Parameters		Specification		Unit	
Operating Wavelength Range		1260 ~ 1360	1510~1610	nm	
Through	Insertion Loss (@λop, Top, All SOP, exclude connectors)	2%	≤ 0.5	dB	
		5%	≤ 0.7		
		10%	≤ 1.0		
	Polarization Dependent Responsivity	≤ 0.1		dB	
Return Loss (exclude connector)		≥ 45		dB	
Tapped Monitoring	Responsivity (relative to nominal power at input port)	2%	10 ~ 23	mA/W	
		5%	26 ~ 59		
		10%	52 ~ 110		
	Responsivity Polarization Dependence		≤ 0.15		dB
Directivity ¹		≥ 33		dB	
PD	PD Dark Current (@ -5V bias, 70°C)		≤ 5		nA
	Bandwidth (50ohm, 5V, -3dB)		≥ 1		nA
	Reverse Voltage		≤ 20		V
	Forward Current		≤ 5		mA
Conditions	Input Optical Power	2%	≤ 21	dBm	
		5%	≤ 16		
		10%	≤ 12		
	Operating Temperature Range (<85%RH, Non-condensing)		-0	+70	°C
Storage Temperature Range (<85%RH, Non-condensing)		-40	+85	°C	
Fiber Type		Corning SMF-28			



Features

- ◆ Flat and broad operating wavelength range
- ◆ Low insertion loss and PDL
- ◆ Low dark current
- ◆ Various tap ratio available
- ◆ High temperature stability with hermetically sealed photodiode
- ◆ Monitor optical signal from one direction only

Applications

- ◆ EDFA and Raman amplifiers
- ◆ Add/Drop and optical protection monitoring
- ◆ DWDM/CWDM systems

Notes:

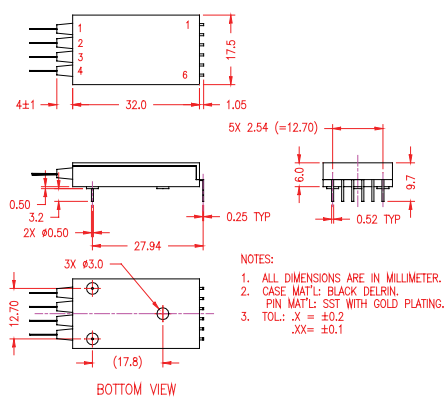
1. Directivity is defined as $-10 \log(\mathfrak{R}_{OUT \rightarrow PD} / \mathfrak{R}_{IN \rightarrow PD})$ where \mathfrak{R} stands for responsivity.

* All spec excluding connectors.

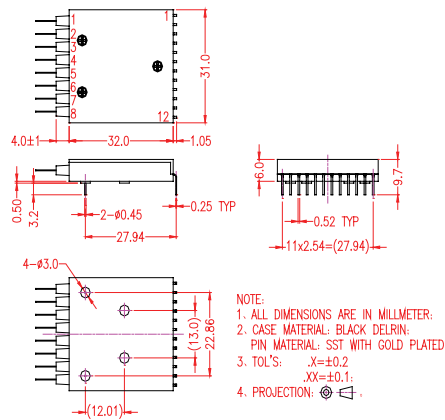
* The maximum IL is under all states of polarization and within the full operating temperature and wavelength ranges specified.

Mechanical Drawing / Package Dimensions (dimension in mm)

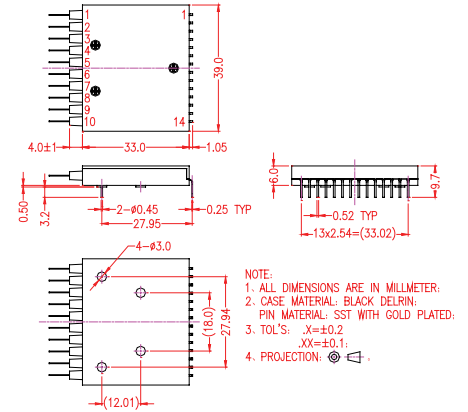
1) 4-ch UTMA



2) 8-ch UTMA



3) 10-ch UTMA



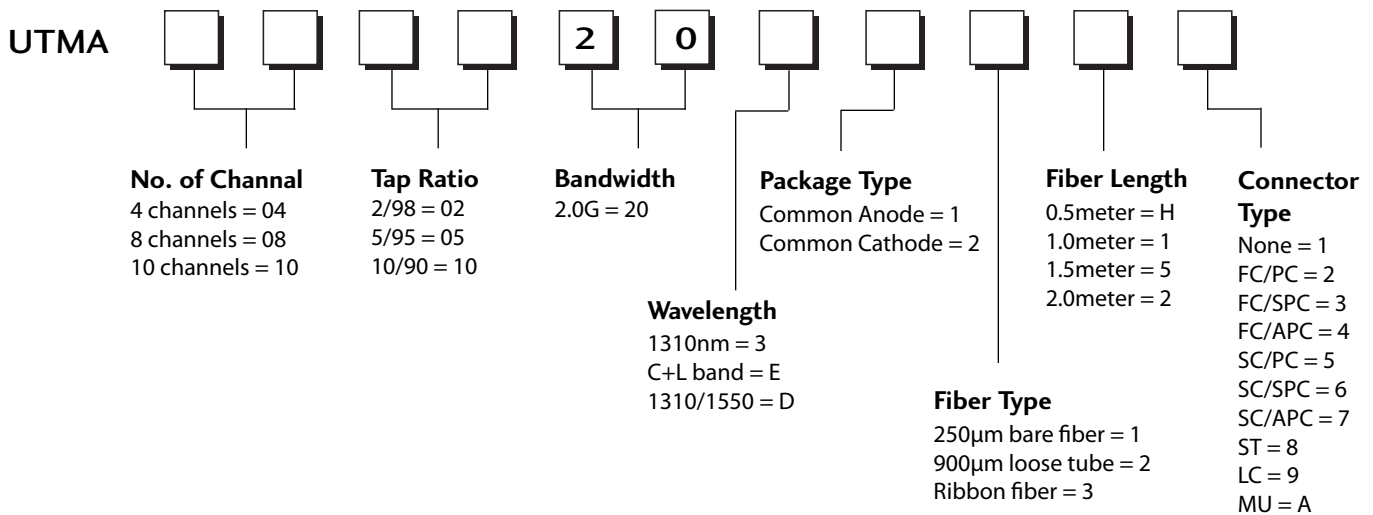
Electrical Pin Assignment	
Pin#:	Common Cathode Assignment
Pin1:	Common Cathode for Ch1 & 2
Pin2:	Anode Ch1
Pin3:	Anode Ch2
Pin4:	Common Cathode for Ch3 & 4
Pin5:	Anode Ch3
Pin6:	Anode Ch4

Electrical Pin Assignment	
Pin#:	Common Cathode Assignment
Pin1:	Common Cathode for Ch1 & 2
Pin2:	Anode Ch1
Pin3:	Anode Ch2
Pin4:	Common Cathode for Ch3 & 4
Pin5:	Anode Ch3
Pin6:	Anode Ch4
Pin7:	Anode Ch5
Pin8:	Common Cathode for Ch5 & 6
Pin9:	Anode Ch6
Pin10:	Anode Ch7
Pin11:	Common Cathode for Ch7 & 8
Pin12:	Anode Ch8

Electrical Pin Assignment	
Pin#:	Common Cathode Assignment
Pin1:	Common Cathode for Ch1 to 4
Pin2:	Anode Ch1
Pin3:	Anode Ch2
Pin4:	Anode Ch3
Pin5:	Anode Ch4
Pin6:	Anode Ch5
Pin7:	Common Cathode for Ch5 to 8
Pin8:	Anode Ch6
Pin9:	Anode Ch7
Pin10:	Anode Ch8
Pin11:	Anode Ch9
Pin12:	Common Cathode for Ch9 & 10
Pin13:	Anode Ch10
Pin14:	Not connected

Ordering Information

Oplink can provide a remarkable range of customized optical solutions. For detail, please contact Oplink's OEM design team or account manager for your requirements and ordering information (510) 933-7200.



RoHS:

1. UTMA is RoHS 5 compliant (RoHS permitted Lead in solder exemption is applied).
2. Add "G" to the end of the above PN for RoHS 6 Requirement.