



Chipsmall Limited consists of a professional team with an average of over 10 year of expertise in the distribution of electronic components. Based in Hongkong, we have already established firm and mutual-benefit business relationships with customers from,Europe,America and south Asia,supplying obsolete and hard-to-find components to meet their specific needs.

With the principle of "Quality Parts,Customers Priority,Honest Operation,and Considerate Service",our business mainly focus on the distribution of electronic components. Line cards we deal with include Microchip,ALPS,ROHM,Xilinx,Pulse,ON,Everlight and Freescale. Main products comprise IC,Modules,Potentiometer,IC Socket,Relay,Connector.Our parts cover such applications as commercial,industrial, and automotives areas.

We are looking forward to setting up business relationship with you and hope to provide you with the best service and solution. Let us make a better world for our industry!



Contact us

Tel: +86-755-8981 8866 Fax: +86-755-8427 6832

Email & Skype: info@chipsmall.com Web: www.chipsmall.com


Address: A1208, Overseas Decoration Building, #122 Zhenhua RD., Futian, Shenzhen, China



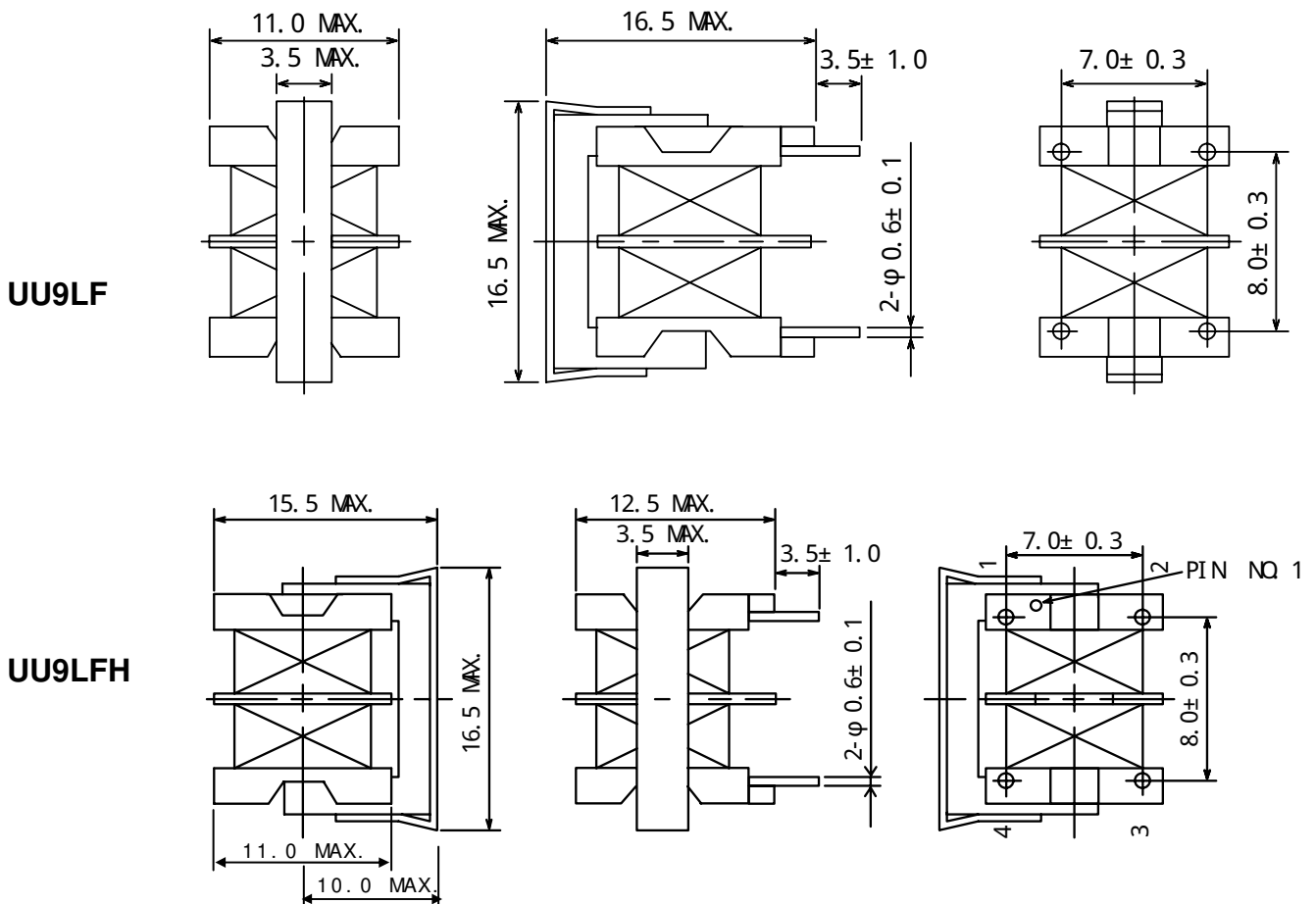
Type: UU9LF, UU9LFH

◆ Product Description

- 16.5× 11.0mm Max.(L× W), 16.5mm Max. Height. (UU9LF)
- 16.5× 15.5mm Max.(L× W), 12.5mm Max. Height. (UU9LFH)
- Inductance range: 0.47mH ~ 10mH
- Rated current range: 0.2 ~ 1.0A
- In addition to the standard versions of parameters shown here, custom designs are available to meet your exact requirements.

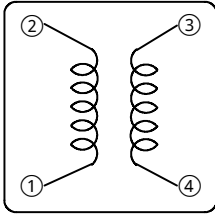

◆ Feature

- Ideally used in Multi-function telephone, AC adapter, Fax, Small size fluorescent light, VCR, TV as AC line common mode chokes.
- RoHS Compliance

◆ Dimensions (mm)


- * Dimension does not include solder used on coil.
- * Terminal pitch is measured at the base.(not from tip of the pin)

Type: UU9LF, UU9LFH

◆ Schematics (Bottom)


- * Winding start is #1, #4 or #2, #3 .
- * #1, #2 : should be same polarity.

◆ Specification(UU9LF)

NO.	Part No.	Stamp	Inductance(mH) (1-2)(4-3) Min. 1kHz	Inductance Balance [MAX.] (μ H)	D.C.R. (Ω) [MAX.] (1-2)(4-3) (at 20°C)	Rated current (mA)※ 1
01	UU9LFNP-B-B471	B471	0.47	25	0.15	1000
02	UU9LFNP-B-B681	B681	0.68	25	0.25	850
03	UU9LFNP-B-B102	B102	1.0	50	0.35	700
04	UU9LFNP-B-B222	B222	2.2	50	0.7	500
05	UU9LFNP-B-B392	B392	3.9	100	1.2	380
06	UU9LFNP-B-B472	B472	4.7	100	1.6	340
07	UU9LFNP-B-B682	B682	6.8	150	2.5	250
08	UU9LFNP-B-B103	B103	10.0	200	4.0	200

◆ Specification(UU9LFH)

NO.	Part No.	Stamp	Inductance [MIN.](mH) (1-2)(4-3) 1kHz	Inductance Balance [MAX.] (μ H)	D.C.R. (Ω) [MAX.] (1-2)(4-3) (at 20°C)	Rated current (mA)※ 1
01	UU9LFHNP-HB471	HB471	0.47	25	0.15	1000
02	UU9LFHNP-HB681	HB681	0.68	25	0.25	850
03	UU9LFHNP-HB102	HB102	1.0	50	0.35	700
04	UU9LFHNP-HB222	HB222	2.2	50	0.7	500
05	UU9LFHNP-HB392	HB392	3.9	100	1.2	380
06	UU9LFHNP-HB472	HB472	4.7	100	1.6	340
07	UU9LFHNP-HB682	HB682	6.8	150	2.5	250
08	UU9LFHNP-HB103	HB103	10.0	200	4.0	200

 ※ 1. Rated current: The DC current at which the temperature rise is $\Delta t = 40^{\circ}\text{C}$. ($T_a = 20^{\circ}\text{C}$).