

Chipsmall Limited consists of a professional team with an average of over 10 year of expertise in the distribution of electronic components. Based in Hongkong, we have already established firm and mutual-benefit business relationships with customers from,Europe,America and south Asia,supplying obsolete and hard-to-find components to meet their specific needs.

With the principle of “Quality Parts,Customers Priority,Honest Operation,and Considerate Service”,our business mainly focus on the distribution of electronic components. Line cards we deal with include Microchip,ALPS,ROHM,Xilinx,Pulse,ON,Everlight and Freescale. Main products comprise IC,Modules,Potentiometer,IC Socket,Relay,Connector.Our parts cover such applications as commercial,industrial, and automotives areas.

We are looking forward to setting up business relationship with you and hope to provide you with the best service and solution. Let us make a better world for our industry!



Contact us

Tel: +86-755-8981 8866 Fax: +86-755-8427 6832


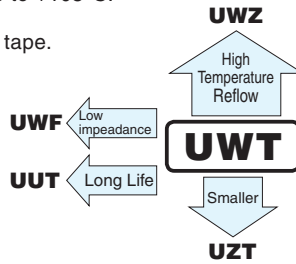
Email & Skype: info@chipsmall.com Web: www.chipsmall.com

Address: A1208, Overseas Decoration Building, #122 Zhenhua RD., Futian, Shenzhen, China

UWT Chip Type, Wide Temperature Range



- Chip type operating over wide temperature range of to -55 to $+105^{\circ}\text{C}$.
- Designed for surface mounting on high density PC board.
- Applicable to automatic mounting machine fed with carrier tape.
- Compliant to the RoHS directive (2011/65/EU).

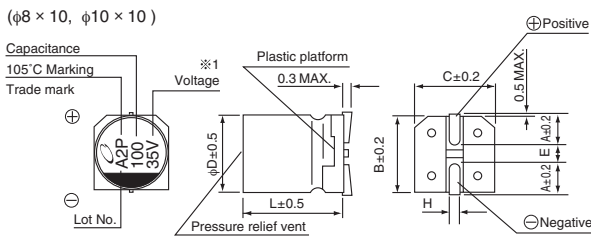
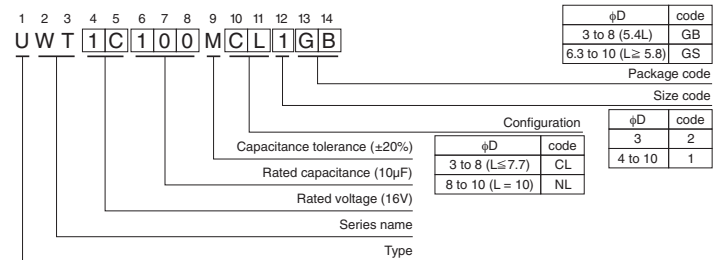
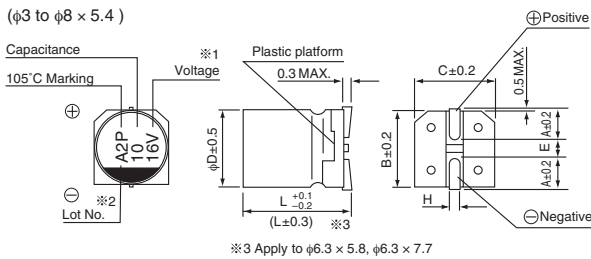


Specifications

Item	Performance Characteristics	
Category Temperature Range	-55 to $+105^{\circ}\text{C}$	
Rated Voltage Range	4 to 50V	
Rated Capacitance Range	1 to $1500\mu\text{F}$	
Capacitance Tolerance	$\pm 20\%$ at 120Hz, 20°C	
Leakage Current	After 2 minutes' application of rated voltage, leakage current is not more than 0.01CV or $3(\mu\text{A})$, whichever is greater.	
Tangent of loss angle (tan δ)	Measurement frequency : 120Hz at 20°C	
	Rated voltage (V)	4 6.3 10 16 25 35 50
Stability at Low Temperature	Measurement frequency : 120Hz	
	Impedance ratio	Z -25°C / Z $+20^{\circ}\text{C}$ 7 4 3 2 2 2 2
Endurance	Measurement frequency : 120Hz	
	Leakage current	Z -40°C / Z $+20^{\circ}\text{C}$ 15 8 8 4 4 3 3
Shelf Life	The specifications listed at right shall be met when the capacitors are restored to 20°C after the rated voltage is applied for 1000 hours at 105°C .	
	Capacitance change	Within $\pm 25\%$ of the initial capacitance value for capacitors of $\phi 3\text{mm}$ unit, and 16V or less. Within $\pm 20\%$ of the initial capacitance value for capacitors of 25V or more.
Resistance to soldering heat	The capacitors are kept on a hot plate for 30 seconds, which is maintained at 250°C . The capacitors shall meet the characteristic requirements listed at right when they are removed from the plate and restored to 20°C .	
	tan δ	200% or less than the initial specified value
Marking	Black print on the case top.	
	Leakage current	Less than or equal to the initial specified value

Chip Type

Type numbering system (Example : 16V $10\mu\text{F}$)



	(mm)								
$\phi D \times L$	3 × 5.4	4 × 5.4	5 × 5.4	6.3 × 5.4	6.3 × 5.8	6.3 × 7.7	8 × 5.4	8 × 10	10 × 10
A	1.5	1.8	2.1	2.4	2.4	2.4	3.3	2.9	3.2
B	3.3	4.3	5.3	6.6	6.6	6.6	8.3	8.3	10.3
C	3.3	4.3	5.3	6.6	6.6	6.6	8.3	8.3	10.3
E	0.8	1.0	1.3	2.2	2.2	2.2	2.3	3.1	4.5
L	5.4	5.4	5.4	5.4	5.8	7.7	5.4	10	10
H	0.5 to 0.8	0.5 to 0.8	0.5 to 0.8	0.5 to 0.8	0.5 to 0.8	0.5 to 0.8	0.5 to 0.8	0.8 to 1.1	0.8 to 1.1

※1. Voltage mark for 6.3V is "6V". In case of marking for $\phi 3$ units, "V" for rated voltage is omitted.
 ※2. In case of marking for $\phi 3$ units. Lot No is expressed by a digit (month code).

● Dimension table in next page.



■ Dimensions

V		4		6.3		10		16		25		35		50		
Cap. (μF)	Code	0G		0J		1A		1C		1E		1V		1H		
1	010													4 × 5.4 (3)	6.3 (5.9)	
2.2	2R2											3 × 5.4	7.5	4 × 5.4 (3)	11 (9)	
3.3	3R3											3 × 5.4	9	4 × 5.4	14	
4.7	4R7										4 × 5.4 (3)	13 (10)	4 × 5.4	15	5 × 5.4	19
10	100							4 × 5.4 (3)	18 (14)	5 × 5.4	23	5 × 5.4	25	6.3 × 5.4	30	
22	220	4 × 5.4	22	4 × 5.4	22	5 × 5.4	27	5 × 5.4	30	6.3 × 5.4	38	6.3 × 5.4	42	• 8 × 5.4	51 (45)	
33	330	5 × 5.4	30	5 × 5.4	30	5 × 5.4	35	6.3 × 5.4	40	6.3 × 5.4	48	• 8 × 5.4	59 (52)	6.3 × 7.7	60	
47	470	5 × 5.4	36	5 × 5.4	36	6.3 × 5.4	46	6.3 × 5.4	50	• 8 × 5.4	66 (59)	6.3 × 5.8	63	6.3 × 7.7	63	
100	101	6.3 × 5.4	60	6.3 × 5.4	60	6.3 × 5.4	60	6.3 × 5.4	60	6.3 × 7.7	91	6.3 × 7.7	84	8 × 10	140	
150	151	6.3 × 5.8	86	6.3 × 5.8	86	6.3 × 5.8	86	6.3 × 7.7	95	8 × 10	140	8 × 10	155	10 × 10	180	
220	221	• 8 × 5.4	102 (91)	• 8 × 5.4	102 (91)	6.3 × 7.7	105	6.3 × 7.7	105	8 × 10	155	8 × 10	190	10 × 10	220	
330	331	6.3 × 7.7	105	6.3 × 7.7	105	8 × 10	195	8 × 10	195	8 × 10	190	10 × 10	300			
470	471	8 × 10	210	8 × 10	210	8 × 10	210	8 × 10	230	10 × 10	300					
680	681	8 × 10	210	8 × 10	210	10 × 10	310	10 × 10	310							
1000	102	8 × 10	230	8 × 10	230	10 × 10	310							Case size φ D × L (mm)	Rated ripple	
1500	152	10 × 10	310	10 × 10	310											

Rated ripple current (mArms) at 105°C 120Hz

() is also available with φ3mm upon request. In such a case, [2] will be put at 12th digit of type numbering system.

Size φ6.3 × 5.8 is available for capacitors marked. " • " In such a case, [6] will be put at 12th digit of type numbering system.

● Frequency coefficient of rated ripple current

Frequency	50 Hz	120 Hz	300 Hz	1 kHz	10 kHz or more
Coefficient	0.70	1.00	1.17	1.36	1.50

- Taping specifications are given in page 23.
- Recommended land size, soldering by reflow are given in page 18, 19.
- Please select UUX(p.152), UUU(p.158) series if high C/V products are required.
- Please refer to page 3 for the minimum order quantity.