



Chipsmall Limited consists of a professional team with an average of over 10 year of expertise in the distribution of electronic components. Based in Hongkong, we have already established firm and mutual-benefit business relationships with customers from,Europe,America and south Asia,supplying obsolete and hard-to-find components to meet their specific needs.

With the principle of “Quality Parts,Customers Priority,Honest Operation,and Considerate Service”,our business mainly focus on the distribution of electronic components. Line cards we deal with include Microchip,ALPS,ROHM,Xilinx,Pulse,ON,Everlight and Freescale. Main products comprise IC,Modules,Potentiometer,IC Socket,Relay,Connector.Our parts cover such applications as commercial,industrial, and automotives areas.

We are looking forward to setting up business relationship with you and hope to provide you with the best service and solution. Let us make a better world for our industry!



## Contact us

Tel: +86-755-8981 8866 Fax: +86-755-8427 6832

Email & Skype: info@chipsmall.com Web: www.chipsmall.com

Address: A1208, Overseas Decoration Building, #122 Zhenhua RD., Futian, Shenzhen, China



# NON-ISOLATED DC/DC CONVERTERS

12V Input 0.9V-3.63V/2A Output



## X7AH-02A1A0

## PRELIMINARY

- Non-Isolated
- High Efficiency
- High Power Density
- Excellent Thermal Performance
- Low Cost
- Remote On/Off
- Input Under Voltage Lockout
- OCP/SCP
- Wide Range Trim

### Description

The Bel X7AH-02AXX0 modules are a series of non-isolated, step down DC/DC power converters that operate from a nominal 12V source. These converters are available in a range of output voltages from 0.9V to 3.63V. It is packaged in a compact, overmolded package rated at 2A. Optional lead forming provides a vertical mount product for minimal footprint or a surface mount option for a very low profile. The output is closely regulated and the efficiency is typically 88% at full load. Typical features include remote on/off, input under voltage lockout, over current protection and short circuit protection.

### Part Selection

Output Voltage	Input Voltage	Max. Output Current	Max. Output Power	Typical Efficiency	Part Number Surface Mount	Part Number Vertical Mount
0.9 – 3.63V	12V	2A	7W	88%	S7AH-02A1A0	V7AH-02A1A0

### Absolute Maximum Ratings

Parameter	Min	Typ	Max	Notes
Input Voltage (continuous)	-0.3V	-	15V	
Output Enable Terminal Voltage	-0.3V	-	15V	
Ambient Temperature	-40°C	-	85°C	
Storage Temperature	-55°C	-	125°C	

### Input Specifications

Parameter	Min	Typ	Max	Notes
Input Voltage	10.8V	-	13.2V	
Input Current (no load)	-	-	50mA	
Input Current (full load)				
Vo=3.3V	-	-	0.85A	
Vo=2.5V	-	-	0.70A	
Vo=1.8V	-	-	0.50A	
Vo=1.5V	-	-	0.45A	
Vo=1.2V	-	-	0.40A	
Vo=0.9V	-	-	0.35A	
Remote Off Input Current	-	3mA	10mA	
Input Reflected Ripple Current (pk-pk)	-	300mA	-	Use a 10nF/25V ceramic cap. at the input.
Input Reflected Ripple Current (RMS)	-	100mA	-	
I <sup>2</sup> t Inrush Current Transient	-	0.01A <sup>2</sup> s	0.02A <sup>2</sup> s	
Turn on Voltage Threshold	-	9.6V	-	
Turn off Voltage Threshold	8.8V	-	9.8V	

# NON-ISOLATED DC/DC CONVERTERS

12V Input 0.9V-3.63V/2A Output



## Output Specifications

Parameter	Min	Typ	Max	Notes
Output Voltage Set Point				Test conditions: Vin=12V, Io=50% full load
Vo=3.3V	3.247V	3.3V	3.353V	
Vo=2.5V	2.460V	2.5V	2.540V	
Vo=1.8V	1.771V	1.8V	1.829V	
Vo=1.5V	1.476V	1.5V	1.524V	
Vo=1.2V	1.181V	1.2V	1.219V	
Vo=0.9V	0.886V	0.9V	0.914V	
Line Regulation				
Vo=3.3V	-	2mV	5mV	
Vo=2.5V	-	2mV	5mV	
Vo=1.8V	-	1mV	5mV	
Vo=1.5V	-	1mV	5mV	
Vo=1.2V	-	1mV	5mV	
Vo=0.9V	-	1mV	5mV	
Load Regulation				
Vo=3.3V	-	10mV	30mV	
Vo=2.5V	-	8mV	20mV	
Vo=1.8V	-	5mV	10mV	
Vo=1.5V	-	5mV	10mV	
Vo=1.2V	-	4mV	10mV	
Vo=0.9V	-	3mV	10mV	
Regulation Over Temperature (-40°C to +85°C)				
Vo=3.3V	-	35mV	45mV	
Vo=2.5V	-	20mV	30mV	
Vo=1.8V	-	15mV	25mV	
Vo=1.5V	-	10mV	20mV	
Vo=1.2V	-	8mV	15mV	
Vo=0.9V	-	2mV	5mV	
Output Current	0A	-	2A	
Current Limit Threshold	2.5A	-	6A	
Short Circuit Surge Transient				
Vo=3.3V	-	0.4A <sup>2</sup> s	0.8A <sup>2</sup> s	
Vo=2.5V	-	0.4A <sup>2</sup> s	0.8A <sup>2</sup> s	
Vo=1.8V	-	0.5A <sup>2</sup> s	1.0A <sup>2</sup> s	
Vo=1.5V	-	0.5A <sup>2</sup> s	1.0A <sup>2</sup> s	
Vo=1.2V	-	0.5A <sup>2</sup> s	1.0A <sup>2</sup> s	
Vo=0.9V	-	0.55A <sup>2</sup> s	1.1A <sup>2</sup> s	
Ripple and Noise (RMS)				Test condition: 0-20MHz BW; with 10uF Tan Cap and 1uF Ceramic Cap.
Vo=3.3V	-	20mV	35mV	
Vo=2.5V	-	15mV	25mV	
Vo=1.8V	-	15mV	25mV	
Vo=1.5V	-	15mV	25mV	
Vo=1.2V	-	10mV	20mV	
Vo=0.9V	-	10mV	20mV	
Ripple and Noise (pk-pk)				
Vo=3.3V	-	60mV	80mV	
Vo=2.5V	-	50mV	70mV	
Vo=1.8V	-	40mV	60mV	
Vo=1.5V	-	35mV	60mV	
Vo=1.2V	-	35mV	60mV	
Vo=0.9V	-	35mV	60mV	
Turn on Time	-	70mS	100mS	
Overshoot at Turn on	-	0%	3%	
Output Capacitance	0uF	-	1000uF	



# NON-ISOLATED DC/DC CONVERTERS

12V Input 0.9V-3.63V/2A Output



## Output Specifications (continued)

Parameter		Min	Typ	Max	Notes
<b>Transient Response</b>					
50% ~ 100% Max Load	Overshoot	Vo=3.3V	-	120mV	150mV
	Settling Time		-	40uS	60uS
100% ~ 50% Max Load	Overshoot	Vo=3.3V	-	120mV	150mV
	Settling Time		-	40uS	60uS
50% ~ 100% Max Load	Overshoot	Vo=2.5V	-	100mV	130mV
	Settling Time		-	40uS	60uS
100% ~ 50% Max Load	Overshoot	Vo=2.5V	-	100mV	130mV
	Settling Time		-	40uS	60uS
50% ~ 100% Max Load	Overshoot	Vo=1.8V	-	90mV	120mV
	Settling Time		-	40uS	60uS
100% ~ 50% Max Load	Overshoot	Vo=1.8V	-	90mV	120mV
	Settling Time		-	40uS	60uS
50% ~ 100% Max Load	Overshoot	Vo=1.5V	-	80mV	110mV
	Settling Time		-	40uS	60uS
100% ~ 50% Max Load	Overshoot	Vo=1.5V	-	80mV	110mV
	Settling Time		-	40uS	60uS
50% ~ 100% Max Load	Overshoot	Vo=1.2V	-	70mV	100mV
	Settling Time		-	40uS	60uS
100% ~ 50% Max Load	Overshoot	Vo=1.2V	-	70mV	100mV
	Settling Time		-	40uS	60uS
50% ~ 100% Max Load	Overshoot	Vo=0.9V	-	60mV	90mV
	Settling Time		-	40uS	60uS
100% ~ 50% Max Load	Overshoot	Vo=0.9V	-	60mV	90mV
	Settling Time		-	40uS	60uS

Test conditions:  
Vin=12V; di/dt=0.1A/uS,  
with 220uF/6.3V Tan Cap.

**Note:** All specifications are typical at nominal input, full load at 25°C unless otherwise stated.

## General Specifications

Parameter	Min	Typ	Max	Notes
Efficiency				Measured at Vin=12V, full load and Ta=25°C
Vo=3.3V	85%	88%	-	
Vo=2.5V	83%	86%	-	
Vo=1.8V	79%	82%	-	
Vo=1.5V	75%	78%	-	
Vo=1.2V	71%	74%	-	
Vo=0.9V	67%	70%	-	
Switching Frequency	-	250KHz	-	
Output Trim Range (wide trim)		-	403%Vo	Vo=0.9V
Output Trim Range (narrow trim)				
Vo=1.2V-5.0V	90%Vo	-	110%Vo	
Vo=0.9V	-	-	110%Vo	
MTBF	TBD			Calculated Per Bell Core TR-332 (Io = Nominal; Ta = 25°C)
Dimensions (surface mount)				
Inches (L x W x H)	0.78 x 0.70 x 0.32			
Millimeters (L x W x H)	19.81 x 17.78 x 8.13			
Dimensions (vertical)				
Inches (L x W x H)	0.70 x 0.308 x 0.65			
Millimeters (L x W x H)	17.78 x 7.82 x 16.51			
Weight	-	4.9g	-	

## NON-ISOLATED DC/DC CONVERTERS

12V Input 0.9V-3.63V/2A Output



### Control Specifications

Parameter	Min	Typ	Max	Notes
Signal Low (Unit Off)	-0.3V	-	1V	Remote on/off pin open, unit on.
Signal High (Unit On)	2.5V	-	13.2V	

### Output Trim Equations

Equations for calculating the trim resistor (in k $\Omega$ ) given the desired adjusted voltage ( $V_{adj}$ ) and the nominal output voltage of the converter ( $V_{nom}$ ) are shown below. The Trim Down resistor should be connected between the Trim pin and  $V_{out}$ . The Trim Up resistor should be connected between the Trim pin and Ground. Only one of the resistors should be used for any given application.

$$R_{TrimUp} = \frac{3.712}{V_{adj} - V_{nom}}$$

**Note:** Output voltage  $V_{nom}=0.903V$  when  $R_{trim\_up}$  is not connected.


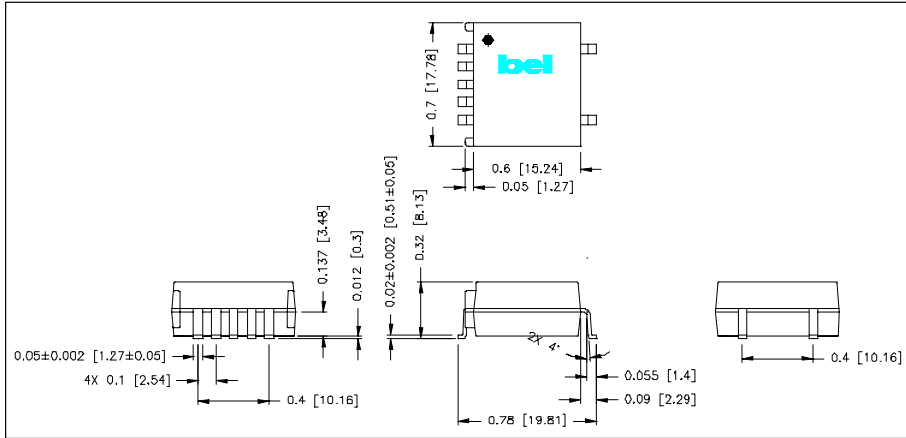
### Voltage Trim:

$$R_t(K\Omega) = \frac{R_s(4.64V_t - 3.712)}{3.712 - R_s(V_{out} - 0.903)}$$

**Note:** Output voltage  $V_{nom}=0.903V$  when  $R_{trim}$  is not connected.

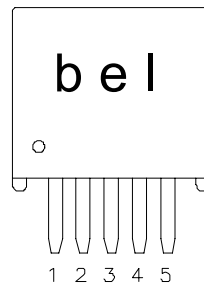
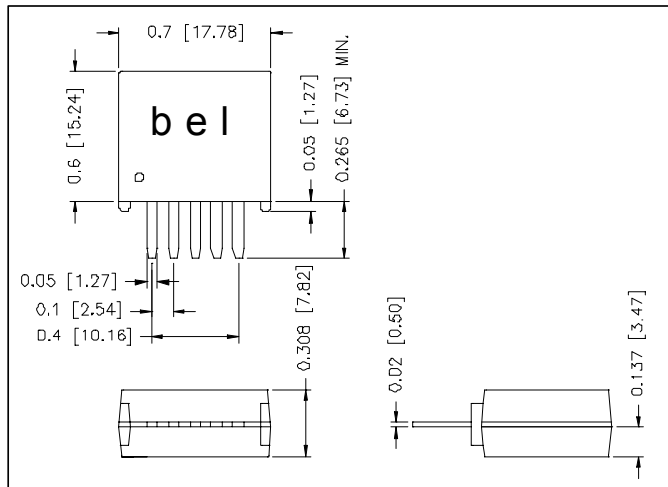
# NON-ISOLATED DC/DC CONVERTERS

12V Input 0.9V-3.63V/2A Output



## Pin Connections

Pin	Function
1	Remote On/Off (option)
2	Vin
3	Ground
4	Vout
5	Trim (option)
6	N/A
7	N/A



## Pin Connections

Pin	Function
1	Remote On/Off (option)
2	Vin
3	Ground
4	Vout
5	Trim (option)

©2004 Bel Fuse Inc. Specifications subject to change without notice. 011404

### CORPORATE

**Bel Fuse Inc.**  
 206 Van Vorst Street  
 Jersey City, NJ 07302  
 Tel 201-432-0463  
 Fax 201-432-9542  
[www.belfuse.com](http://www.belfuse.com)

### FAR EAST

**Bel Fuse Ltd.**  
 8F/ 8 Luk Hop Street  
 San Po Kong  
 Kowloon, Hong Kong  
 Tel 852-2328-5515  
 Fax 852-2352-3706  
[www.belfuse.com](http://www.belfuse.com)

### EUROPE

**Bel Fuse Europe Ltd.**  
 Preston Technology Management Centre  
 Marsh Lane, Suite G7, Preston  
 Lancashire, PR1 8UD, U.K.  
 Tel 44-1772-556601  
 Fax 44-1772-888366  
[www.belfuse.com](http://www.belfuse.com)