



Chipsmall Limited consists of a professional team with an average of over 10 year of expertise in the distribution of electronic components. Based in Hongkong, we have already established firm and mutual-benefit business relationships with customers from,Europe,America and south Asia,supplying obsolete and hard-to-find components to meet their specific needs.

With the principle of “Quality Parts,Customers Priority,Honest Operation,and Considerate Service”,our business mainly focus on the distribution of electronic components. Line cards we deal with include Microchip,ALPS,ROHM,Xilinx,Pulse,ON,Everlight and Freescale. Main products comprise IC,Modules,Potentiometer,IC Socket,Relay,Connector.Our parts cover such applications as commercial,industrial, and automotives areas.

We are looking forward to setting up business relationship with you and hope to provide you with the best service and solution. Let us make a better world for our industry!




## Contact us

Tel: +86-755-8981 8866 Fax: +86-755-8427 6832

Email & Skype: info@chipsmall.com Web: www.chipsmall.com

Address: A1208, Overseas Decoration Building, #122 Zhenhua RD., Futian, Shenzhen, China





**Product :**  
**0.7" DOT-MATRIX DISPLAY**

**Part Number :**  
**VAOM-C07573G9-BW/32**  
**VAOM-A07573G9-BW/32**

**Description**

Chip Material-G: GaP/GaP.  
Emitted Color: Yellow Green.  
Black Face & White Dot.

**VAOM-C07573G9-BW/32**  
Column Cathode, Row Anode.

**VAOM-A07573G9-BW/32**  
Column Anode, Row Cathode.

Absolute Maximum Ratings at Ta=25°C

| Parameter   | Symbol | Yellow Green | Unit |
|---|--------|--------------|------|
| Power dissipation per dice  | PAD    | 70           | mW   |
| Derating Liner from 25°C per dice                                       | -      | 0.33         | mA°C |
| Continuous forward current per dice                                     | IAF    | 25           | mA   |
| Peak current per dice (duty cycle 1/10, 1kHz)                           | IPF    | 90           | mA   |
| Reverse voltage per dice  | VR     | 5            | V    |
| Operating temperature   | Topr   | -25 to +85   | °C   |
| Storage temperature   | Tstg   | -25 to +85   | °C   |
| Solder temperature 1/16 inch below seating plane for 3 seconds at 260°C |        |              |      |

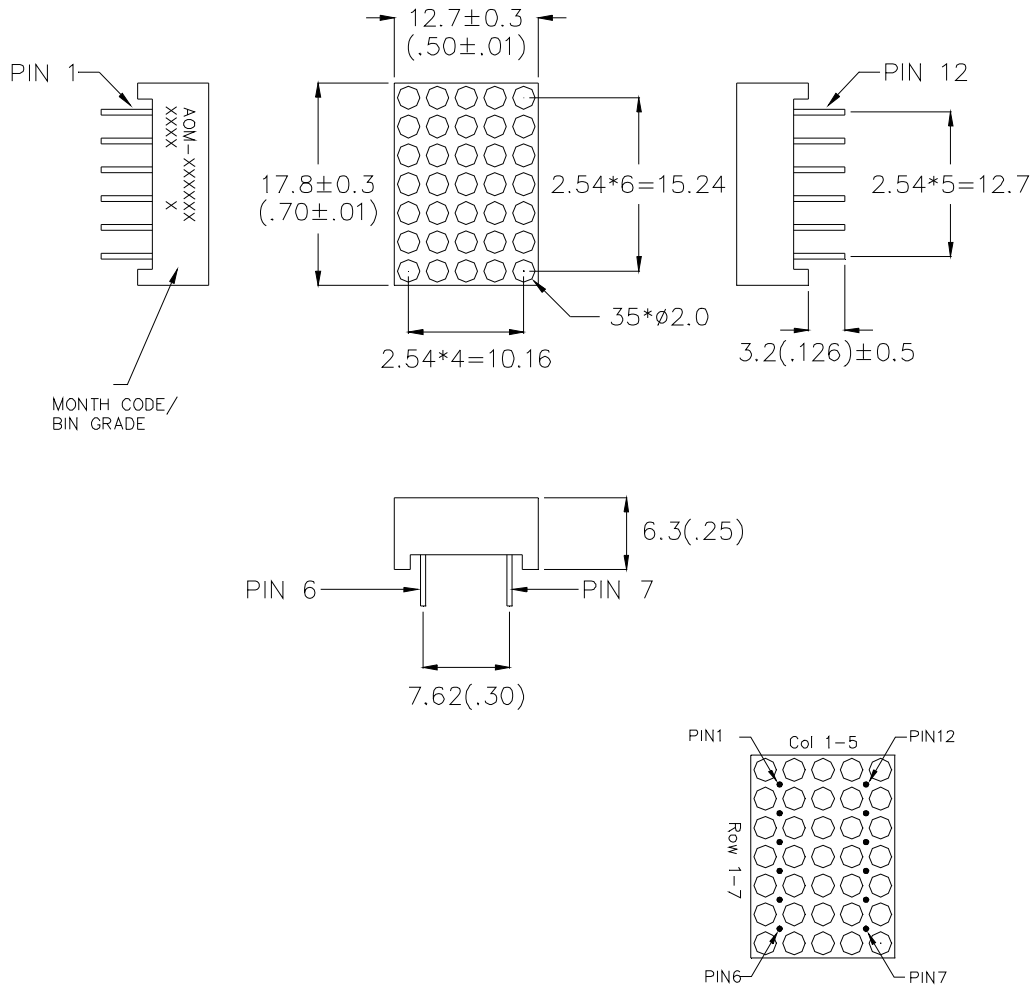
Electrical / Optical Characteristics and Curves at Ta=25°C

| Parameter                    | Symbol           | Test Condition | Min. | Typ. | Max. | Unit    |
|------------------------------|------------------|----------------|------|------|------|---------|
| Forward Voltage per dot      | VF               | IF=20 mA       |      | 2.1  | 2.8  | V       |
| Luminous intensity per dot   | IV               | IF=20 mA       |      | 9    |      | mcd.    |
| Peak emission wavelength     | $\lambda d$      | IF=20 mA       |      | 565  |      | nm      |
| Spectrum radiation bandwidth | $\Delta \lambda$ | IF=20 mA       |      | 30   |      | nm      |
| Reverse Current              | IR               | VR=5 V         |      |      | 100  | $\mu A$ |

\* Tolerance :  $\pm 20\%$ .

## Package Dimension & Internal Circuit

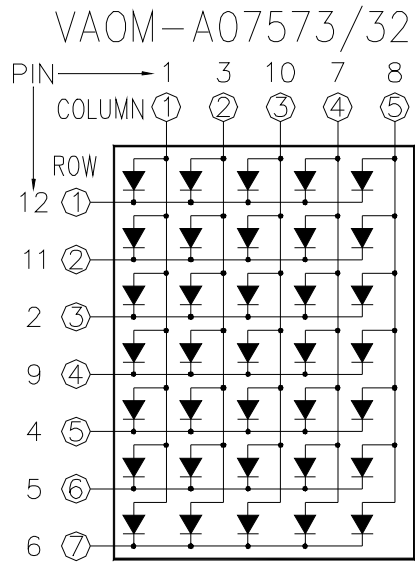
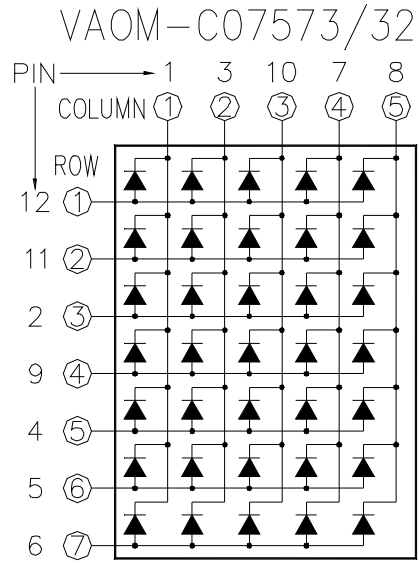
- \* 0.7 inch (17.2mm) Matrix height.
- \* 5\*7 array.
- \* Description: VAOM-C07573. Column Cathode, Row Anode.
- \* Description: VAOM-A07573. Column Anode, Row Cathode .



- NOTE:
1. All pins are  $\phi 0.45 (.018)$  .
  2. Dimension in millimeter (inch), and tolerance is  $\pm 0.30 (.01)$  unless otherwise noted.

VER\_A-09-04-P32

Internal Circuit



Cathode(-) ← Anode(+)

VER\_A-09-04-P32

# GREEN

## Typical Electro-optical Characteristic Curves (25°C Free Air Temperature Unless Otherwise Specified)

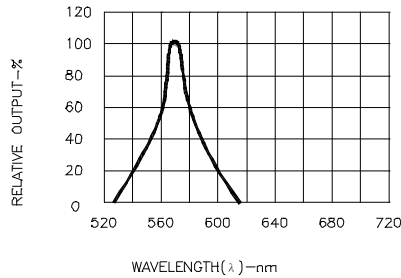


Fig.1 SPECTRAL RESPONSE

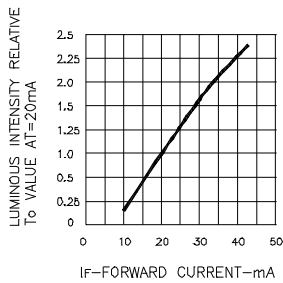


Fig.2 RELATIVE LUMINOUS INTENSITY VS. FORWARD CURRENT

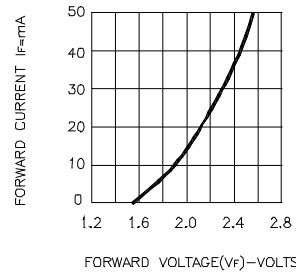


Fig.3 FORWARD CURRENT VS FORWARD VOLTAGE

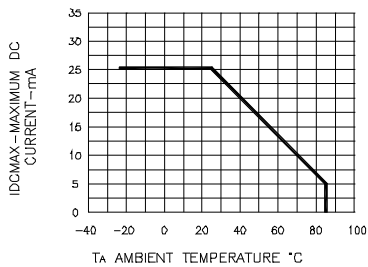


Fig.4 MAXIMUM ALLOWABLE DC CURRENT PER SEGMENT VS. AMBIENT TEMPERATURE

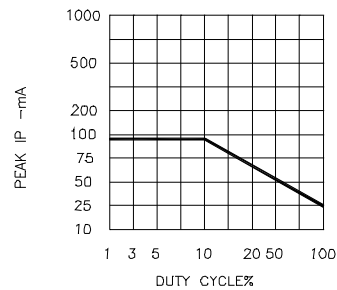


Fig.5 MAX PEAK CURRENT VS. DUTY CYCLE % (REFRESH RATE f=1KHz)