



Chipsmall Limited consists of a professional team with an average of over 10 year of expertise in the distribution of electronic components. Based in Hongkong, we have already established firm and mutual-benefit business relationships with customers from,Europe,America and south Asia,supplying obsolete and hard-to-find components to meet their specific needs.

With the principle of “Quality Parts,Customers Priority,Honest Operation,and Considerate Service”,our business mainly focus on the distribution of electronic components. Line cards we deal with include Microchip,ALPS,ROHM,Xilinx,Pulse,ON,Everlight and Freescale. Main products comprise IC,Modules,Potentiometer,IC Socket,Relay,Connector.Our parts cover such applications as commercial,industrial, and automotives areas.

We are looking forward to setting up business relationship with you and hope to provide you with the best service and solution. Let us make a better world for our industry!



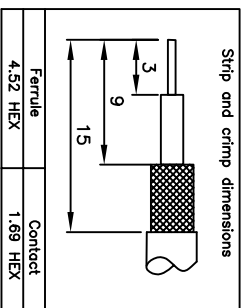
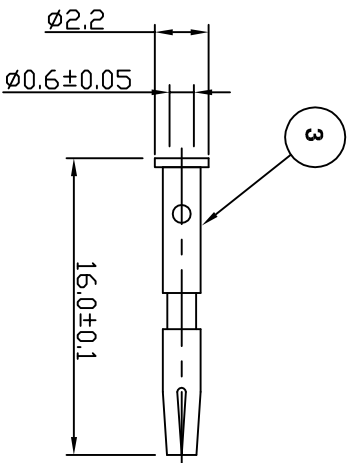
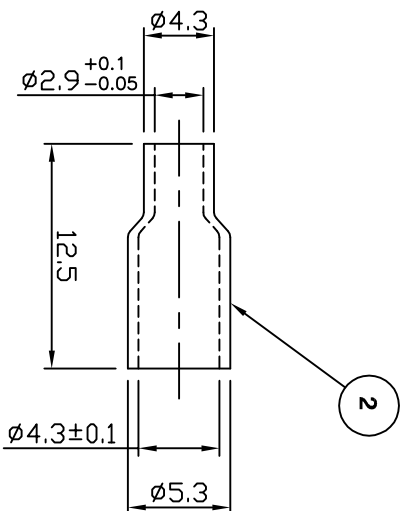
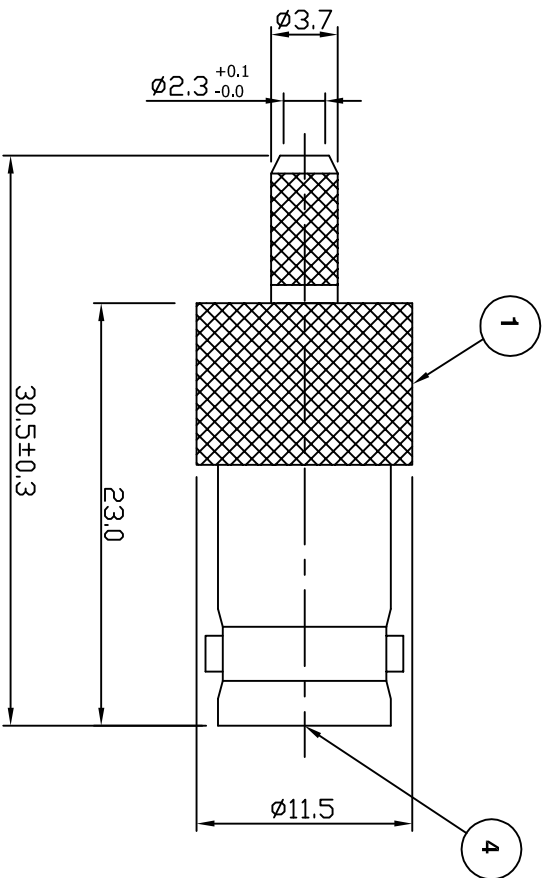
Contact us

Tel: +86-755-8981 8866 Fax: +86-755-8427 6832

Email & Skype: info@chipsmall.com Web: www.chipsmall.com

Address: A1208, Overseas Decoration Building, #122 Zhenhua RD., Futian, Shenzhen, China





Electrical Characteristics

Nominal Impedance: 50 ohms
 Frequency Range: DC to 4 GHz
 VSWR: 1.3:1 maximum
 Insertion Loss: 0.2 dB at 3 GHz
 Operating Voltage (rms): 500 V maximum at sea level
 Dielectric Withstand Voltage (rms): 1500 V maximum at sea level
 Contact Resistance: 1.5 milliohms maximum
 Insulation Resistance: 5000 megohms minimum

Mechanical Characteristics

Mating Cycles: 500 cycles minimum
 Interface Dimensions: Conform to MIL-C-39012


Environmental Characteristics

Temperature Range: -65 °C to +165 °C

PART	DESCRIPTION
1	Body Brass, nickel plated 1.78µm
2	Ferrule Brass, nickel plated 1.78µm
3	Contact Brass, gold plated 0.076µm - 0.127µm
4	Dielectric PTFE

Drawing update	JT	5	15 April 10
Measurements updated	KA	4	17 Oct 08
Measurements and drawing updated	KA	3	14 Aug 07
CAD Issue	SN	2	21 Jan 02
First Issue	YL	1	10 June 94

For stripping and assembly instructions see Drawing Number: VAIB3101



EMERSON
Network Power

Connectivity Solutions
 7-13 Russel Way,
 Widford Industrial Estate,
 Chelmsford, Essex,
 CM1 3AA, UK.
 Tel: +44 (0) 1245 359515
 Fax: +44 (0) 1245 359938

SCALE: Not To Scale
 DIMENSIONS: mm
 TOLERANCES:
 ± 0.2mm unless
 otherwise stated

DRAWN BY: S Nash
 CHECKED BY: S Nash
 APPROVED BY: M Nielsen
 DATE: 21 Jan 02

TITLE:
BNC Crimp Jack for RG174

PART NUMBER:

VB30-2071

PAGE: 1 of 1