



Chipsmall Limited consists of a professional team with an average of over 10 year of expertise in the distribution of electronic components. Based in Hongkong, we have already established firm and mutual-benefit business relationships with customers from,Europe,America and south Asia,supplying obsolete and hard-to-find components to meet their specific needs.

With the principle of “Quality Parts,Customers Priority,Honest Operation,and Considerate Service”,our business mainly focus on the distribution of electronic components. Line cards we deal with include Microchip,ALPS,ROHM,Xilinx,Pulse,ON,Everlight and Freescale. Main products comprise IC,Modules,Potentiometer,IC Socket,Relay,Connector.Our parts cover such applications as commercial,industrial, and automotives areas.

We are looking forward to setting up business relationship with you and hope to provide you with the best service and solution. Let us make a better world for our industry!



Contact us

Tel: +86-755-8981 8866 Fax: +86-755-8427 6832

Email & Skype: info@chipsmall.com Web: www.chipsmall.com

Address: A1208, Overseas Decoration Building, #122 Zhenhua RD., Futian, Shenzhen, China



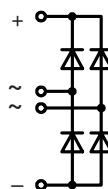
Single Phase Rectifier Bridge with Fast Recovery Epitaxial Diodes (FRED)

$$I_{dAV} = 60 \text{ A}$$

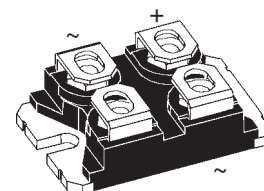
$$V_{RRM} = 600 \text{ V}$$

$$t_{rr} = 35 \text{ ns}$$

V_{RSM}	V_{RRM}	Type
V	V	
600	600	VBE 60-06A



miniBLOC, SOT-227 B



Symbol	Conditions	Maximum Ratings	
I_{FRMS}		70	A
I_{dAV} ①	rect., $d = 0.5$; $T_C = 90^\circ\text{C}$	60	A
I_{FSM}	$T_{VJ} = 45^\circ\text{C}$; $V_R = 0$;	250	A
I^2t	$t_p = 10 \text{ ms}$ (50 Hz), sine	315	A^2s
E_{AS}	$T_{VJ} = 25^\circ\text{C}$; non-repetitive $I_{AS} = 1.3 \text{ A}$; $L = 180 \mu\text{H}$	0.2	mJ
I_{AR}	$V_A = 1.5 \cdot V_R$ typ.; $f = 10 \text{ kHz}$; repetitive	0.1	A
T_{VJ}		-40...+150	$^\circ\text{C}$
T_{VJM}		150	$^\circ\text{C}$
T_{stg}		-40...+150	$^\circ\text{C}$
P_{tot}	$T_C = 25^\circ\text{C}$	140	W
V_{ISOL}	50/60 Hz, RMS $I_{ISOL} \leq 1 \text{ mA}$	2500	V~
M_d	mounting torque (M4)	1.1-1.5/9-13	Nm/lb.in.
	terminal connection torque (M4)	1.1-1.5/9-13	Nm/lb.in.
Weight	typical	30	g

Features

- International standard package miniBLOC
- Isolation voltage 2500 V~
- single Phase Rectifier Bridge with FREDs
- Planar passivated chips
- Very short recovery time
- Extremely low switching losses
- Low I_{RM} -values
- Soft recovery behaviour

Applications

- Supplies for DC power equipment
- Input and output rectifiers for high frequency
- Battery DC power supplies
- Field supply for DC motors

Advantages

- Avalanche voltage rated for reliable operation
- Soft reverse recovery for low EMI/RFI
- Low I_{RM} reduces:
 - Power dissipation within the diode
 - Turn-on loss in the commutating switch

Dimensions see Outlines.pdf

Symbol	Conditions	Characteristic max. Values	
I_R ②	$V_R = V_{RRM}$; $T_{VJ} = 25^\circ\text{C}$ $V_R = V_{RRM}$; $T_{VJ} = 125^\circ\text{C}$	0.15 1	mA mA
V_F ③	$I_F = 30 \text{ A}$; $T_{VJ} = 125^\circ\text{C}$ $T_{VJ} = 25^\circ\text{C}$	1.26 1.54	V V
R_{thJC}		1.15	K/W
R_{thCH}		typ. 0.1	K/W
t_{rr}	$I_F = 1 \text{ A}$; $-di/dt = 200 \text{ A}/\mu\text{s}$; $V_R = 30 \text{ V}$; $T_{VJ} = 25^\circ\text{C}$	typ. 35	ns
I_{RM}	$V_R = 100 \text{ V}$; $I_F = 50 \text{ A}$; $-di_f/dt = 100 \text{ A}/\mu\text{s}$ $T_{VJ} = 100^\circ\text{C}$	typ. 5.5	A

Pulse test: ① for resistive load at bridge output.

② Pulse Width = 5 ms, Duty Cycle < 2.0 %

③ Pulse Width = 300 μs , Duty Cycle < 2.0 %

Data according to IEC 60747 and per diode unless otherwise specified

IXYS reserves the right to change limits, Conditions and dimensions.

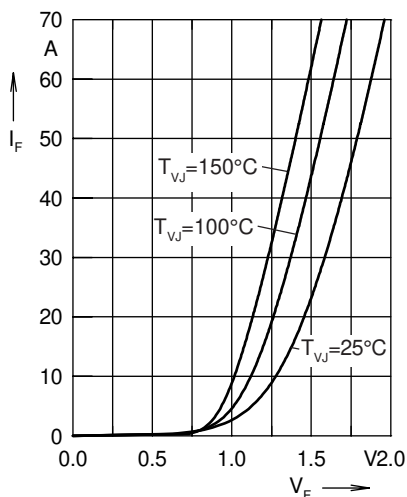


Fig. 1 Forward current I_F versus V_F

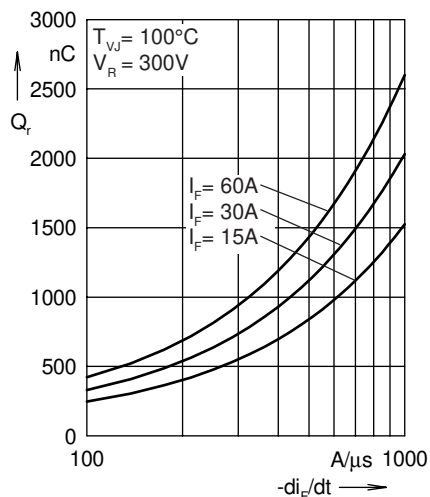


Fig. 2 Reverse recovery charge Q_r versus $-di_F/dt$

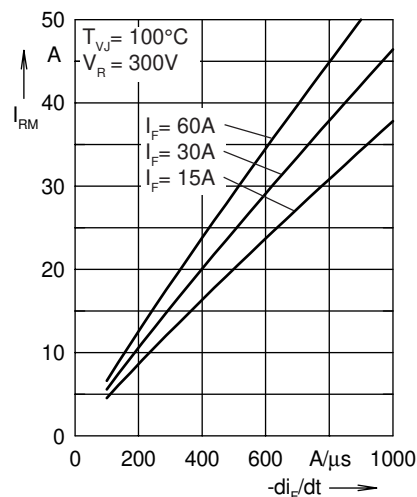


Fig. 3 Peak reverse current I_{RM} versus $-di_F/dt$

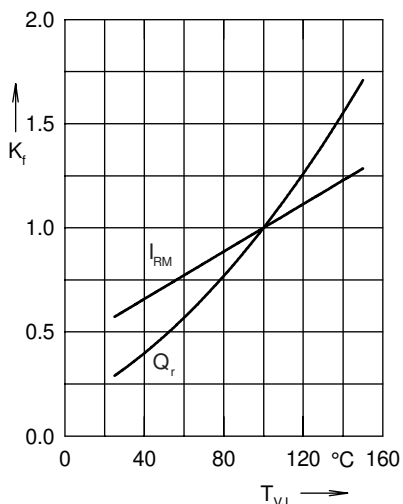


Fig. 4 Dynamic parameters Q_r , I_{RM} versus T_{VJ}

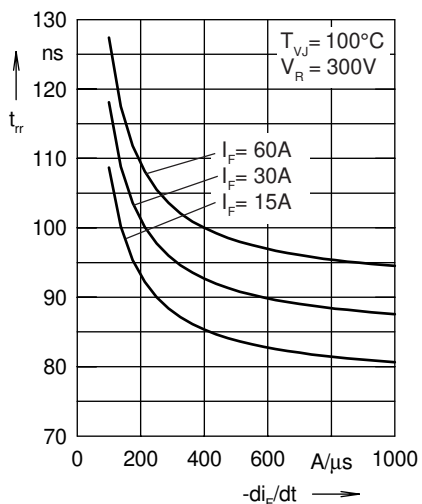


Fig. 5 Recovery time t_{tr} versus $-di_F/dt$

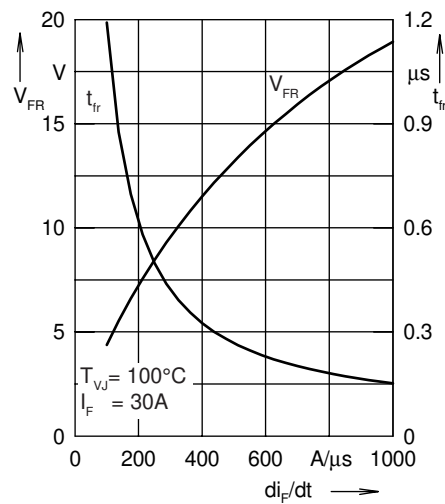


Fig. 6 Peak forward voltage V_{FR} and t_{tr} versus di_F/dt

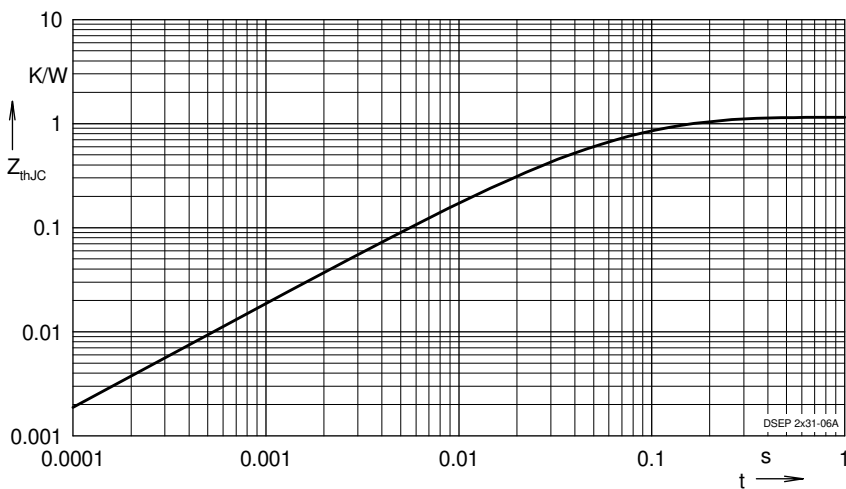


Fig. 7 Transient thermal resistance junction to case

Constants for Z_{thJC} calculation:

i	R_{thi} (K/W)	t_i (s)
1	0.436	0.0055
2	0.482	0.0092
3	0.117	0.0007
4	0.115	0.0418

NOTE: Fig. 2 to Fig. 6 shows typical values