



Chipsmall Limited consists of a professional team with an average of over 10 year of expertise in the distribution of electronic components. Based in Hongkong, we have already established firm and mutual-benefit business relationships with customers from,Europe,America and south Asia,supplying obsolete and hard-to-find components to meet their specific needs.

With the principle of “Quality Parts,Customers Priority,Honest Operation,and Considerate Service”,our business mainly focus on the distribution of electronic components. Line cards we deal with include Microchip,ALPS,ROHM,Xilinx,Pulse,ON,Everlight and Freescale. Main products comprise IC,Modules,Potentiometer,IC Socket,Relay,Connector.Our parts cover such applications as commercial,industrial, and automotives areas.

We are looking forward to setting up business relationship with you and hope to provide you with the best service and solution. Let us make a better world for our industry!



Contact us

Tel: +86-755-8981 8866 Fax: +86-755-8427 6832

Email & Skype: info@chipsmall.com Web: www.chipsmall.com

Address: A1208, Overseas Decoration Building, #122 Zhenhua RD., Futian, Shenzhen, China



VOLTAGE-CONTROLLED CRYSTAL OSCILLATOR (VCXO)

OUTPUT : LV-PECL



Product Number (Please contact us)

VG-4513CB: X1G004151xxxxxx

VG-4513CA: X1G004141xxxxxx


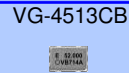
VG-4513CB
VG-4513CA

- Frequency range : 100 MHz to 250 MHz
- Supply voltage : 3.3 V
- Absolute pull range : $\pm 30 \times 10^{-6}$ Min, $\pm 50 \times 10^{-6}$ Min, $\pm 100 \times 10^{-6}$ Min
- Function : Output Enable(OE)
Active High or Low
- Output : LV-PECL

VG-4513CB
(5.0 × 3.2 × 1.3 mm)

VG-4513CA
(7.0 × 5.0 × 1.6 mm)

Actual size



Specifications (characteristics)

Item	Symbol	Specifications	Conditions / Remarks
Output frequency range	f_o	100.000 MHz to 250.000 MHz	Please contact us about available frequencies.
Supply voltage	V_{cc}	3.3 V \pm 0.165 V	
Storage temperature range	T_{stg}	-55 °C to +125 °C	
Operating temperature range	T_{use}	-40 °C to +85 °C	
Current consumption	I_{cc}	65 mA Max.	
Frequency tolerance	f_{tol}	100 MHz $\leq f_o \leq$ 200 MHz : $\pm 50 \times 10^{-6}$ Max. 200 MHz $< f_o \leq$ 250 MHz : $\pm 70 \times 10^{-6}$ Max.	Includes initial tolerance, temperature change, V_{cc} change and 10years aging
Absolute pull range	APR	120 MHz $\leq f_o \leq$ 200 MHz $\pm 30 \times 10^{-6}$ Min. $\pm 50 \times 10^{-6}$ Min. $\pm 100 \times 10^{-6}$ Min. 100 MHz $\leq f_o <$ 120 MHz, 200 MHz $< f_o \leq$ 250 MHz $\pm 30 \times 10^{-6}$ Min. $\pm 50 \times 10^{-6}$ Min.	$V_c = 1.65$ V ± 1.65 V
Input resistance	R_{in}	100 k Ω Min.	DC level
Output load condition	L_{ECL}	50 Ω at V_{cc} -2.0V	
High output voltage	V_{OH}	V_{cc} -1.1 V Min.	
Low output voltage	V_{OL}	V_{cc} -1.5 V Max.	
Symmetry	SYM	40 % to 60 %	at V_{cc} -1.30 V, $V_c=1/2V_{cc}$
Rise/Fall times	t_r/t_f	0.5 ns Max.	at 20 % to 80 % output swing
High input voltage	V_{IH}	70% V_{cc} Min.	
Low input voltage	V_{IL}	30% V_{cc} Max.	
Oscillation start up time	t_{str}	10ms Max.	

Item	Offset frequency	122.88 MHz	153.6 MHz	245.76 MHz
Phase noise (Typical value) APR $\pm 50 \times 10^{-6}$ Min.	10 Hz	-75 dBc/Hz	-70 dBc/Hz	-64 dBc/Hz
	100 Hz	-105 dBc/Hz	-100 dBc/Hz	-94 dBc/Hz
	1 kHz	-129 dBc/Hz	-124 dBc/Hz	-118 dBc/Hz
	10 kHz	-147 dBc/Hz	-143 dBc/Hz	-138 dBc/Hz
	100 kHz	-151 dBc/Hz	-152 dBc/Hz	-149 dBc/Hz

Product Name VG-4513 CA - 122.880000 - G F C T

(Standard form) ① ② ③ ④⑤⑥⑦

①Model ②Package type ③Frequency(MHz) ④Operating temperature range ⑤Absolute pull range

⑥Supply voltage (C: 3.3V Typ.) ⑦OE function

④Operating temperature	
G	-40 to +85°C
J	-20 to +70°C
K	0 to +70°C

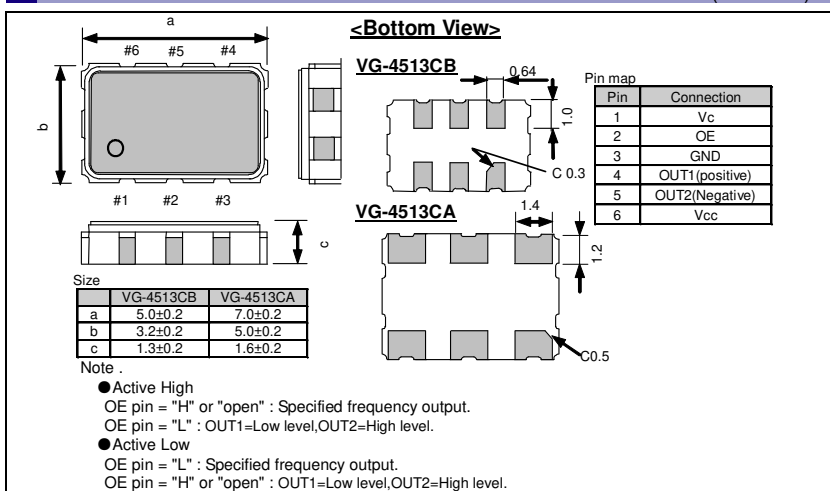
⑤Absolute pull range	
H*	$\pm 100 \times 10^{-6}$ Min.
G	$\pm 50 \times 10^{-6}$ Min.
F	$\pm 30 \times 10^{-6}$ Min.

⑦OE function	
T	Active High
L	Active Low

*Only 120 MHz $\leq f_o \leq$ 200 MHz are available.

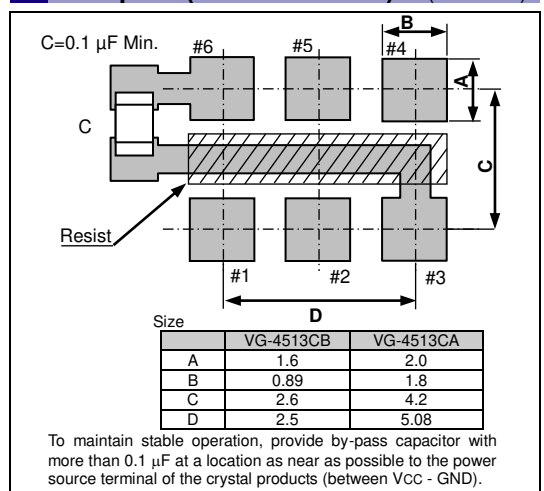
External dimensions

(Unit : mm)



Footprint (Recommended)

(Unit : mm)



PROMOTION OF ENVIRONMENTAL MANAGEMENT SYSTEM CONFORMING TO INTERNATIONAL STANDARDS

At Seiko Epson, all environmental initiatives operate under the Plan-Do-Check-Action (PDCA) cycle designed to achieve continuous improvements. The environmental management system (EMS) operates under the ISO 14001 environmental management standard.

All of our major manufacturing and non-manufacturing sites, in Japan and overseas, completed the acquisition of ISO 14001 certification.

ISO 14000 is an international standard for environmental management that was established by the International Standards Organization in 1996 against the background of growing concern regarding global warming, destruction of the ozone layer, and global deforestation.





WORKING FOR HIGH QUALITY

In order provide high quality and reliable products and services than meet customer needs,

Seiko Epson made early efforts towards obtaining ISO9000 series certification and has acquired ISO9001 for all business establishments in Japan and abroad. We have also acquired ISO/TS 16949 certification that is requested strongly by major automotive manufacturers as standard.

ISO/TS16949 is the international standard that added the sector-specific supplemental requirements for automotive industry based on ISO9001.

► Explanation of the mark that are using it for the catalog

	► Pb free.
	► Complies with EU RoHS directive. *About the products without the Pb-free mark. Contains Pb in products exempted by EU RoHS directive. (Contains Pb in sealing glass, high melting temperature type solder or other.)
	► Designed for automotive applications such as Car Multimedia, Body Electronics, Remote Keyless Entry etc.
	► Designed for automotive applications related to driving safety (Engine Control Unit, Air Bag, ESC etc).

Notice

- This material is subject to change without notice.
- Any part of this material may not be reproduced or duplicated in any form or any means without the written permission of Seiko Epson.
- The information about applied data, circuitry, software, usage, etc. written in this material is intended for reference only. Seiko Epson does not assume any liability for the occurrence of customer damage or infringing on any patent or copyright of a third party. This material does not authorize the licensing for any patent or intellectual copyrights.
- When exporting the products or technology described in this material, you should comply with the applicable export control laws and regulations and follow the procedures required by such laws and regulations.
- You are requested not to use the products (and any technical information furnished, if any) for the development and/or manufacture of weapon of mass destruction or for other military purposes. You are also requested that you would not make the products available to any third party who may use the products for such prohibited purposes.
- These products are intended for general use in electronic equipment. When using them in specific applications that require extremely high reliability, such as the applications stated below, you must obtain permission from Seiko Epson in advance.
/ Space equipment (artificial satellites, rockets, etc.) / Transportation vehicles and related (automobiles, aircraft, trains, vessels, etc.) / Medical instruments to sustain life / Submarine transmitters / Power stations and related / Fire work equipment and security equipment / traffic control equipment / and others requiring equivalent reliability.
- All brands or product names mentioned herein are trademarks and/or registered trademarks of their respective.