



Chipsmall Limited consists of a professional team with an average of over 10 year of expertise in the distribution of electronic components. Based in Hongkong, we have already established firm and mutual-benefit business relationships with customers from,Europe,America and south Asia,supplying obsolete and hard-to-find components to meet their specific needs.

With the principle of “Quality Parts,Customers Priority,Honest Operation,and Considerate Service”,our business mainly focus on the distribution of electronic components. Line cards we deal with include Microchip,ALPS,ROHM,Xilinx,Pulse,ON,Everlight and Freescale. Main products comprise IC,Modules,Potentiometer,IC Socket,Relay,Connector.Our parts cover such applications as commercial,industrial, and automotives areas.

We are looking forward to setting up business relationship with you and hope to provide you with the best service and solution. Let us make a better world for our industry!



Contact us

Tel: +86-755-8981 8866 Fax: +86-755-8427 6832


Email & Skype: info@chipsmall.com Web: www.chipsmall.com

Address: A1208, Overseas Decoration Building, #122 Zhenhua RD., Futian, Shenzhen, China



BayCat

PC/104-Plus Single Board Computer



Overview

The BayCat is a low-power / high-performance single board computer (SBC) with a traditional PC/104-Plus™ expansion interface. This combination makes it easy to upgrade existing systems to a powerful 4th generation Atom processor, while preserving plug-in expansion to existing specialty I/O boards. In addition, it also contains a full complement of on-board I/O interfaces, including USB 3.0, mini PCIe expansion socket, TPM chip, and a 24 bit digital I/O port.

Driven by the low power E3800 (Bay Trail) processor, with clock rates up to 1.9 GHz, the BayCat features quad, dual, and single-core processor options. Based on the industry-standard PC/104™ format (4.2 x 3.8 inches), this SBC is an excellent solution for size, weight and power (SWaP) sensitive applications.

BayCat is built on the PC/104 form factor. It includes legacy ISA and PCI connectors to interface directly with PC/104-Plus plug-in boards.

As with all VersaLogic products, the BayCat is designed to support OEM applications where high reliability and long-term availability are required. From application design-in support, to its 10+ year extended life programs, the BayCat provides a durable embedded computer solution with an excellent cost of ownership.

Highlights

- PC/104-Plus expansion site (ISA + PCI)
- 4th Generation Intel® Atom™ processor (“Bay Trail”)
- Single, dual, and quad-core models
- TPM (Trusted Platform Module) security chip
- Up to 8 GB RAM
- Gigabit Ethernet (2 ports)
- VGA and DisplayPort video
- Mini PCIe Socket / with mSATA support
- USB 3.0 and USB 2.0 ports
- Fanless versions
- -40° to +85°C Operating Temperature
- MIL-STD-202G shock & vibration
- PC/104 form factor (with ISA and PCI buses)
- Serial I/O
- SATA
- Digital I/O (24 lines)
- VersaAPI software support
- Customization available in quantities as low as 100 pcs.



Features

- 1 Intel Atom “Bay Trail” Processor**
Up to 1.9 GHz clock rate. Quad, dual or single core options. Low power consumption.
- 2 High-performance Video**
Integrated Intel Gen 7 graphics core supports DirectX 11, OpenGL 4, and H.264, MPEG-2 encoding/decoding. Analog VGA (2a) and mini DisplayPort video output (2b); both outputs support multiple display modes including Extended Desktop and Clone.
- 3 Trusted Platform Module (on back side)**
On-board TPM security chip can lock out unauthorized hardware and software
- 4 RAM (on back side)**
Up to 8 GB DDR3L socketed memory (one SO-DIMM).
- 5 Network**
Dual Ethernet interfaces, autodetect 10BaseT / 100BaseTX / 1000BaseT with remote boot support.
- 6 Industrial I/O**
One USB 3.0 port (6a on back side); Dual RS-232/422/485 serial ports (6b); four USB 2.0 ports support keyboard, mouse, and other devices, three 8254 timer/counters, I²C, and audio support (6c).
- 7 Digital I/O**
Twenty-four 3.3V digital I/O lines.
- 8 SATA**
3 Gb/s SATA port. Supports rotating or solid state SATA drive.
- 9 Mini PCIe socket**
Supports Wi-Fi modems, GPS receivers, flash data storage with auto-detect mSATA flash storage support, and other mini PCIe modules.
- 10 MicroSD Socket**
Supports removable microSD card solid-state drives.
- 11 SPI Interface**

Supports SPI and SPX devices, including low cost analog and digital modules.

- 12 Main Power Input**
5V Input ±5%
- 13 PC/104 Expansion (on back side)**
Legacy PCI connector, stack-down
- 14 PC/104 Expansion (on back side)**
Legacy ISA connector, stack-down

- Industrial Temperature**
-40° to +85°C operation for harsh environments
- PC/104 Form Factor**
Industry-standard PC/104-Plus expansion
- MIL-STD-202G**
Qualified for high shock/vibration environments



Back side

Tailor BayCat to Your Exact Requirements

Customization options are available in quantities as low as 100 pieces.

- Conformal Coating
- Custom Labeling
- Custom Screening
- Custom Cabling
- BGA Underfill
- Storage device installation
- Connector & I/O Changes
- BIOS Modifications
- Software and Drivers
- Software pre-load
- Custom Testing
- Revision Locks
- And more –

Specifications

General				
Board Size	PC/104 standard: 108 mm x 96 mm (4.23" x 3.77")			
Weight	140 grams (4.93 oz.)			
Processor	Intel 4th Generation "Bay Trail" Atom E3845 (quad core), E3826 (dual core), or E3815 (single core). 512K L2 cache per core. Supports Intel 64-bit instructions, AES Instructions, Execute Disable Bit, and Virtualization Technology.			
Battery	Connector for external 3.0V RTC backup battery			
Power Requirements (+5V) †	<i>Model</i>	<i>Idle</i>	<i>Typical</i>	<i>Max.</i>
	VL-EPM-31EAP	4.8W	5.15W	5.5W
	VL-EPM-31EBP	4.9W	5.2W	5.5W
	VL-EPM-31ECP	5.0W	6.5W	8.0W
Input Voltage	5V +/- 5%			
System Reset & Hardware Monitors	Major voltage rails monitored. Watchdog timer with programmable timeout. CPU temperature and fan speed monitoring. Push-button reset and power.			
Stackable Bus	PC/104-Plus format. Legacy ISA and PCI connectors.			
RoHS	Compliant			
Environmental				
Cooling Options	Bolt-down heat plate standard. Optional Heat sink, Heat sink with fan, heat pipe, and other thermal accessories available.			
Operating Temperature ◊	<i>Model</i>	<i>Heat Plate**</i>	<i>Heat Sink</i>	<i>Heat Sink + Fan</i>
	All Models	-40°C to +85°C	-40°C to +85°C	-40°C to +85°C
	Ranges shown assume 90% CPU utilization. For detailed thermal information, refer to the VL-EPM-31 Reference Manual. **Heat plate must be kept below 90°C			
Airflow Requirements	Refer to the VL-EPM-31 Reference Manual for detailed airflow requirements			
Storage Temperature	-40° to +85°C			
Altitude	Operating*	To 4,570m (15,000 ft.)		
	Storage	To 12,000m (40,000 ft.)		
Thermal Shock	5°C/min. over operating temperature			
Humidity	Less than 95%, noncondensing			
Vibration, Sinusoidal Sweep □	MIL-STD-202G, Method 204, Modified Condition A: 2g constant acceleration from 5 to 500 Hz, 20 minutes per axis			
Vibration, Random □	MIL-STD-202G, Method 214A, Condition A: 5.35g rms, 5 minutes per axis			
Mechanical Shock □	MIL-STD-202G, Method 213B, Condition G: 20g half-sine, 11 ms duration per axis			
Security				
TPM	Trusted Platform Module 1.2 device. Atmel - AT97SC3204-U2MA-20			

† Represents operation at +25°C with +5V supply running Windows 8.1. Typical power computed as the mean value of Idle and Maximum power specifications. Maximum power is measured with 95% CPU utilization.

◊ Derate -1.1°C per 305m (1,000 ft.) above 2,300m (7,500 ft.)

* For extended altitude information contact VersaLogic Sales Dept.

‡ TVS protected port (enhanced ESD protection)

§ Power pins on this port are overload protected

¥ Bootable storage device capability

□ MIL-STD-202G shock and vibration levels are used to illustrate the extreme ruggedness of this product in general. Testing at higher levels and/or different types of shock or vibration methods can be accommodated per the specific requirements of the application. Contact a VersaLogic Sales Engineer for further information.

Specifications are subject to change without notification. Intel and Atom are trademarks of Intel Corp. PC/104 and PC/104-Plus are trademarks of the PC/104 Consortium. PCI Express is a registered trademark of PCI-SIG. SATA and mSATA are trademarks of the Serial ATA International Organization. SPX is a trademark of VersaLogic Corp. All other trademarks are the property of their respective owners.

Memory							
System RAM	One SO-DIMM socket. Up to 8 GB DDR3L (1.35V) SDRAM.						
Memory Speed	1066 MHz or 1333 MHz, CPU dependent						
Video							
General	Integrated high-performance video. Intel Gen-7 graphics core with 4 Execution Units and Turbo Boost. Supports 2 independent displays. Supports DirectX 11, OpenGL 4.0, VP8, MPEG2, H.264, VC1, 2 HD streams (1080p@30fps), Flash and WMP support.						
	<table border="1"> <thead> <tr> <th>Hardware Based</th> <th>Format</th> </tr> </thead> <tbody> <tr> <td>Decode</td> <td>H.264, MPEG2, MVC, VC-1, WMV9, VP8, MJPEG</td> </tr> <tr> <td>Encode</td> <td>H.264, MPEG2, MVC</td> </tr> </tbody> </table>	Hardware Based	Format	Decode	H.264, MPEG2, MVC, VC-1, WMV9, VP8, MJPEG	Encode	H.264, MPEG2, MVC
Hardware Based	Format						
Decode	H.264, MPEG2, MVC, VC-1, WMV9, VP8, MJPEG						
Encode	H.264, MPEG2, MVC						
	Analog (VGA) and mini DisplayPort video interfaces support Extended Desktop, Clone, and Twin display modes. Optional adapter card converts DisplayPort output to LVDS for flat panel operation.						
VRAM	Up to 224 MB shared DRAM						
Desktop Display Interface ‡	Standard analog output (VGA). 24-bit. Up to 2560 x 1600 (60 Hz).						
DisplayPort Interface §	Mini DisplayPort++ outputs supports DisplayPort and HDMI signaling (Video and Audio outputs). 24-bit. Up to 1920 x 1080.						
Mass Storage							
Rotating Drives / Flash / Solid-State Drives ¥	Single SATA (Revision 2.0) port. Latching connector. mSATA modules (SATA signaling, bootable). One microSD socket. Supports up to 32 GB. Bootable.						
Network Interface							
Ethernet ‡	Two autodetect 10BaseT/100BaseTX/1000BaseT ports. On-board status LEDs and external LED header. IEEE 1588 Precision Time Protocol (PTP) compatible. Latching headers						
Network Boot Option	Via BIOS extension						
Device I/O							
USB ‡ §	Four USB 2.0 host ports and one USB 3.0 host port.						
COM 1 / 2 ‡	RS-232/422/485 selectable. 16C550 compatible. 460 Kbps.						
Digital I/O	Twenty-four TTL I/O lines (3.3V). Independently configurable.						
I2C	Single I2C interface						
Audio	Via DisplayPort++(HDMI) interface, or optional VL-ADR-01 audio interface.						
Counter/Timers	Three 8254 compatible Programmable Interval Timers (PITs).						
Other I/O							
Mini PCIe Socket	Full-length Mini PCIe socket. Supports Wi-Fi modems, GPS receivers, non-volatile flash data storage with auto-detect mSATA support, and other plug-in modules.						
SPI Interface	Supports SPI and SPX devices. Supports up to two SPX modules.						
Software							
BIOS	Phoenix Technologies UEFI BIOS. Field reprogrammable. Support for USB keyboard/mouse and USB boot. User-configurable CMOS defaults.						
VersaAPI	VersaLogic Application Programming Interface to support on-board I/O devices.						
Sleep Mode	ACPI 3.0. Support for S3 and S4 suspend states and C1 processor state.						
Operating Systems	Compatible with most x86 operating systems including Windows, Windows Embedded, Linux, VxWorks, and QNX.						

Ordering Information

Call VersaLogic Sales at (503) 747-2261 for more information!


Model	Processor	Cores	Speed	DDR Max Speed	Graphics Frequency (Normal/Boost)	Operating Temp.	Cooling
VL-EPM-31EAP	Atom E3815	Single	1.46 GHz	1066 MHz	400 MHz / none	-40° to +85°C	Heat plate
VL-EPM-31EBP	Atom E3826	Dual	1.46 GHz	1066 MHz	533 MHz/ 667 MHz	-40° to +85°C	Heat plate
VL-EPM-31ECP	Atom E3845	Quad	1.91 GHz	1333 MHz	542 MHz/ 792 MHz	-40° to +85°C	Heat plate

Accessories

Part Number	Description
Cable Kit	
VL-CKR-BAYCAT	BayCat development cable kit. Includes VL-CBR-4005, 2005, 1008, 1204, 1604, 0702, 1014, 1015, VL-HDW-105, and VL-HDW-401.
VL-CBR-4005	System I/O paddleboard
VL-CBR-2005	12" 1mm 20-pin DIO cable and paddleboard
VL-CBR-1008	12" ATX power adapter cable
VL-CBR-1204	VGA Interface Cable, 12-pin PicoClasp Cable to 15-pin VGA
VL-CBR-1604	12" Dual Ethernet cable
VL-CBR-0702	20" SATA cable – latching
VL-CBR-1014	12" 1 mm 10-pin Pico-Clasp to two DB-9 Cable
VL-CBR-1015	1 m USB 3.0 Micro A plug to 3.0 Micro B plug
VL-HDW-105	0.6" standoff package, metric thread
VL-HDW-401	Thermal Compound Paste. For attaching heat plates and sinks.
Thermal Options	
VL-HDW-412	Passive Heat Sink. Mounts to product's heat plate.
VL-HDW-407	Cooling fan for HDW-406 passive heat sink.
Cables	
VL-CBR-0401	6.25" ATX to SATA power cable
VL-CBR-0503	0.5 m USB 2.0 Male A to Male Micro-B Cable
VL-CBR-0701	19.75" SATA cable (non-latching)
VL-CBR-0901	9" Pico-Clasp to Dual SPX Cable, 9-pin
VL-CBR-2031	36" miniDisplayPort to MiniDisplayPort
VL-CBR-2033	miniDisplayPort to HDMI Active Adapter, 6" (Commercial Temp.)
Audio	
VL-ADR-01S	USB to Audio Adapter , -25° to +85°C
Memory	
VL-MM9-xxEBN	DDR3 PC3-12800 SO-DIMM memory module (1.35v)
Drives	
VL-HDS35-xxx	3.5" rotating hard drive (SATA)
Solid-State Storage (flash memory)	
VL-F41-xxxx	microSD card (SDIO), SLC, industrial temp.
Hardware	
VL-HDW-105	0.6" standoff package (Metric thread)
VL-HDW-108	Mini PCIe Module / mSATA hardware kit (metric thread) 2.5 mm
Miscellaneous	
VL-HDW-111	Half to Full Size MiniPCIe Adapter kit. Metal adapter and screws (2)
VL-HDW-203	PC/104 extractor tool (metal)
VL-EPH-V6	Display Port to Dual Channel LVDS converter

Expansion Modules

Part Number	Description	Form Factor
Network		
VL-MPEe-E3E	Gigabit Ethernet adapter	Mini PCIe
VL-SPX-3	CANbus Module single-channel V2.0B	SPX
VL-MPEe-FW1E	FireWire adapter	Mini PCIe
Serial I/O		
VL-MPEe-U2E	Quad serial plus twelve GPIOs	Mini PCIe
Analog & Digital I/O		
VL-MPEe-A1E	Analog input (12-bit resolution)	Mini PCIe
VL-MPEe-A2E	Analog input (16-bit resolution)	Mini PCIe
VL-SPX-1	Analog Input Module 8-Channels	SPX
VL-SPX-2	Digital I/O Module 16-lines	SPX
VL-SPX-4	Analog Output Module 4-channels 12-bit	SPX
VL-SPX-5	Solid State Switch Module 8-channel	SPX
GPS		
VL-MPEu-G2E	GPS receiver	Mini PCIe
Video		
VL-MPEe-V5E	VGA and LVDS Interface	Mini PCIe
Solid-State Storage (flash memory)		
VL-MPEs-F1Exx	mSATA module (4/16/32 GB) (SATA)	Mini PCIe
Adapters		
VL-MPEs-S3E	SATA adapter	Mini PCIe
VL-EPM-P2E	Dual Mini PCIe Adapter	PC-104



Mini PCIe Modules

Take the Risk out of Embedded Computing

Whether it's selecting the optimum solution for your application, lending expertise during development, or on-time delivery of defect-free products, VersaLogic is here to make sure your project goes smoothly from initial concept through the extended life of your program. Contact us today to learn more.

ISO 9001:2008 Certified erisys Registrars[®]
High Value Auditing

