



Chipsmall Limited consists of a professional team with an average of over 10 year of expertise in the distribution of electronic components. Based in Hongkong, we have already established firm and mutual-benefit business relationships with customers from,Europe,America and south Asia,supplying obsolete and hard-to-find components to meet their specific needs.

With the principle of “Quality Parts,Customers Priority,Honest Operation,and Considerate Service”,our business mainly focus on the distribution of electronic components. Line cards we deal with include Microchip,ALPS,ROHM,Xilinx,Pulse,ON,Everlight and Freescale. Main products comprise IC,Modules,Potentiometer,IC Socket,Relay,Connector.Our parts cover such applications as commercial,industrial, and automotives areas.

We are looking forward to setting up business relationship with you and hope to provide you with the best service and solution. Let us make a better world for our industry!



Contact us

Tel: +86-755-8981 8866 Fax: +86-755-8427 6832

Email & Skype: info@chipsmall.com Web: www.chipsmall.com

Address: A1208, Overseas Decoration Building, #122 Zhenhua RD., Futian, Shenzhen, China





VLED-40W Series LED Drivers Constant Voltage Plastic Housing

Electrical Specifications

Input Voltage Range:	100-277 Vac Nom. (90-305 V Min/Max)
Frequency:	50/60 Hz Nom. (47-63 Hz Min/Max)
Power Factor:	>0.90 @ full load, 100V through 277V
Inrush Current:	70 Amps max @ 220 Vac, cold start 25°C
Input AC Current:	0.6 A max 100Vac, 0.3 A max 220Vac
Maximum Power:	42W
THD:	≤ 20% @ full load
Line Regulation:	± 2%
Load Regulation:	± 3%
Leakage Current:	0.75 mA max @ 277Vac 60Hz
Turn-on Delay:	0.6S @ 110Vac, 0.3S @ 220Vac Typical
Output Ripple:	50%, related to the Voltage-Current Curve of the LED
No-load Power Dissipation:	6W
Protection:	Over-Current, Over-Temperature (110°) and Short Circuit Protection with self-recovery

Environmental Specifications

Minimum Starting Temp:	-40°C
Maximum Case Temp.	90°C
Storage Temperature:	-40°C to +85°C
Humidity:	5% to 100%
Cooling:	Convection
MTBF:	327,000 Hours @ 120Vac, 80% load and 25°C ambient conditions per MIL-HDBK-217F
Lifetime:	116,000 Hours @ 120Vac, 80% load and 60°C ambient
EMC:	FCC 47CFR Part 15 Class B compliant
Weight:	350 g



- Total Power: 40 Watts
- Input Voltage: 100-277 Vac Nom.
- UL Dry & Damp Location Rated
- IP66
- High Power Factor with Active Correction
- Output Protection & Lightning Protection
- UL8750 and EN61347

Constant Voltage - Product Specifications

Model Number	Output Voltage (Vdc ±5%)	Output Current Range (mA)	Max. Output Power (W)	Typical Efficiency
VLED40W-012	12	0-3500	42 W	84%
VLED40W-024	24	0-1750	42 W	86%
VLED40W-036	36	0-1160	42 W	87%
VLED40W-048	48	0-875	42 W	89%

Class 2: US/Canada US Only



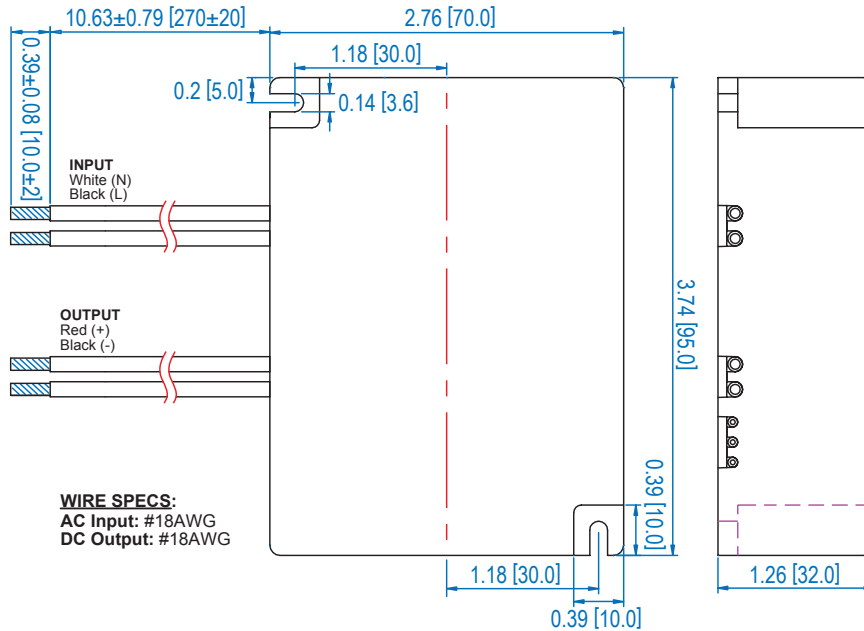
Note:
LED drivers are designed and intended to operate LED loads only. Non-LED loading may be outside the specified design limits of our LED drivers, and therefore cannot be covered by any warranty. If you desire to use our LED drivers to operate non-LED loads please contact us to discuss compatibility.

Specifications subject to change without notice.

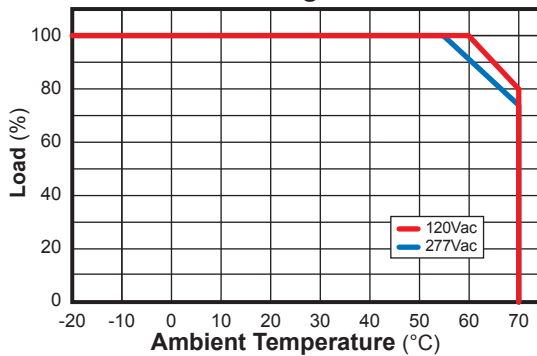
Rev 2-24-16



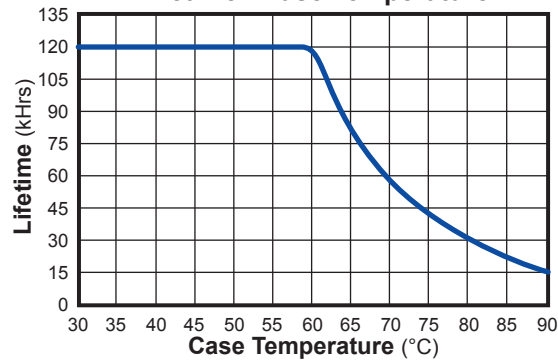
Dimensions - mm



Derating Curve

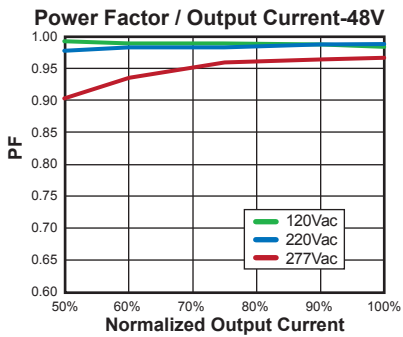
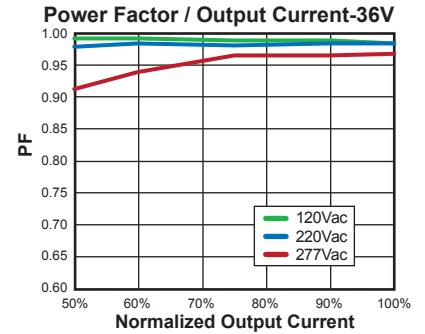
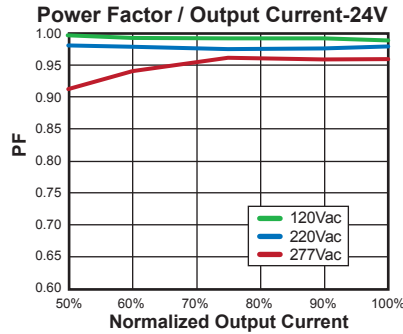
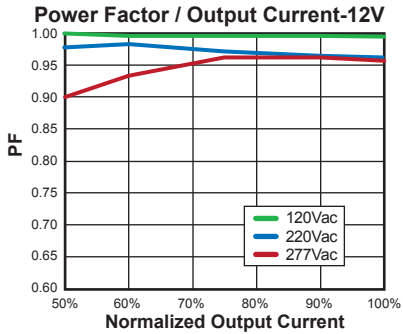


Lifetime / Case Temperature



Safety Cert.	Standard
UL/CUL	UL8750, UL1012, UL1310 Class 2, CSA-C22.2 NO. 223-M91 Class 2
CE	EN61347-1, EN61347-2-13
EMC Standard	Notes
FCC Part 15 Class B	ANSI C63.4: 2009
EN55015	Conducted emission Test & Radiated emission Test
EN61000-3-2	Harmonic current emissions
EN61000-3-3	Voltage fluctuations & flicker
EN61000-4-2	Electrostatic Discharge (ESD): 4kV contact discharge, 8kV air discharge
EN61000-4-3	Radio-Frequency Electromagnetic Field Susceptibility Test-RS
EN61000-4-4	Electrical Fast Transient / Burst-EFT: Level 3, Criteria A
EN61000-4-5	Surge Immunity Test: AC Power Line: line to line 2 kV
EN61000-4-6	Conducted Radio Frequency Disturbances Test-CS
EN61000-4-8	Power Frequency Magnetic Field Test
EN61000-4-11	Voltage Dips
EN61547	Electromagnetic Immunity Requirements Applies To Lighting Equipment

Power Factor Characteristics



Efficiency / Load

