



Chipsmall Limited consists of a professional team with an average of over 10 year of expertise in the distribution of electronic components. Based in Hongkong, we have already established firm and mutual-benefit business relationships with customers from,Europe,America and south Asia,supplying obsolete and hard-to-find components to meet their specific needs.

With the principle of “Quality Parts,Customers Priority,Honest Operation,and Considerate Service”,our business mainly focus on the distribution of electronic components. Line cards we deal with include Microchip,ALPS,ROHM,Xilinx,Pulse,ON,Everlight and Freescale. Main products comprise IC,Modules,Potentiometer,IC Socket,Relay,Connector.Our parts cover such applications as commercial,industrial, and automotives areas.

We are looking forward to setting up business relationship with you and hope to provide you with the best service and solution. Let us make a better world for our industry!



Contact us

Tel: +86-755-8981 8866 Fax: +86-755-8427 6832

Email & Skype: info@chipsmall.com Web: www.chipsmall.com


Address: A1208, Overseas Decoration Building, #122 Zhenhua RD., Futian, Shenzhen, China





Vectorbord® Backplanes

VME J1 or J2



Front view of model VMEBP21J1

J1 Backplanes - 3U


Vector VME backplanes for J1 and J2 are 3U backplanes available in sizes from 3 to 21-slot. All boards are constructed from FR4 Epoxy Glass, and are assembled and tested. Press fit connectors are used throughout on all sizes.

Power bug option on 21-slot J1 or J2 only.




10-Pin Power Bug (2.5 amps/pin)

Backplanes



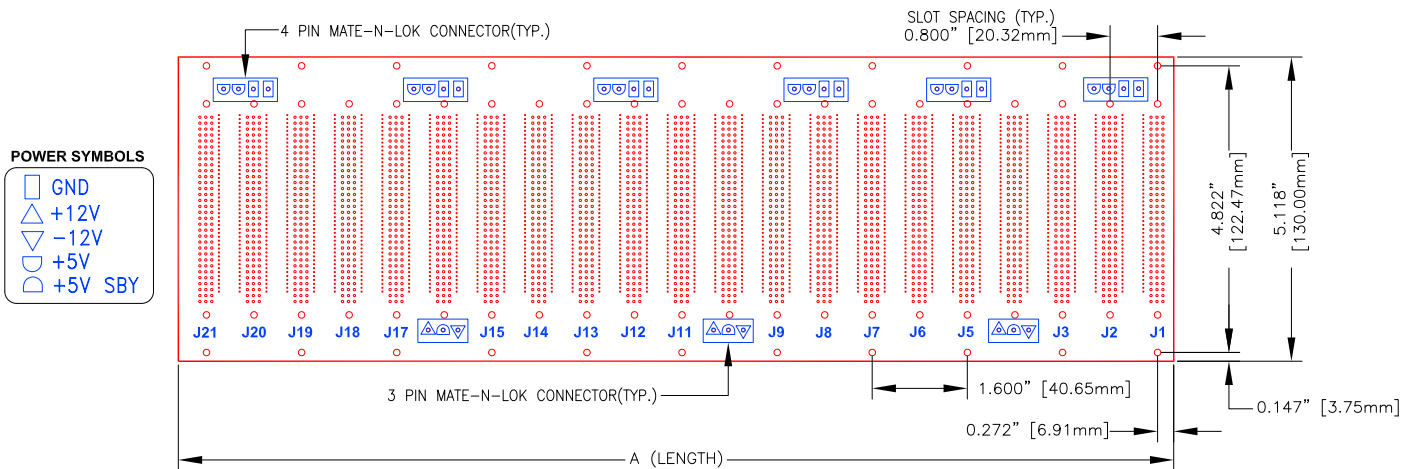
Rear view of model VMEBP21J1



Front View of Model VMEBP8J1

Vector J1 Backplanes handle high signal densities and circuit speeds with integrity and reliability. Six-layer construction and controlled impedance design effectively reduce crosstalk and ringing on bus lines. Massive copper-clad power and ground planes on opposite board sides; patented shielding technique effectively surrounds each signal trace with a closed conductive loop for blocking both capacitive and inductive coupling.

SOLDER SIDE SHOWN



Power symbols indicate position and values of voltage and ground on a typical J1 VME backplane





Vectorbord® Backplanes

VME J1 or J2



Standard Features

96-pin female connectors designed to DIN 41612, Class II specification +5V and ground access through Mate-N-Lock connectors, mating connector housings and pins provided. Terminator modules included with J1 or J2. Standard 0.80" connector spacing
 Extensive labeling on board surface identifies user assignable pins, IACK and IACK OUT pins, and other information
 Material: FR4 Epoxy Glass
 Thickness 0.125 ± .009"
 Use VectorPak™ CCA160-3U Subrack for J1 or J2 Backplanes.

Layer Designation - J1

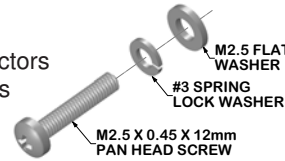
COMP	Layer 1
POWER	Layer 2
INSULATION	
GROUND	Layer 3
POWER	Layer 4
INSULATION	
GND/+5SBY	Layer 5
SOLDER	Layer 6

VME J1 and J2 5.12" (3U) H Ordering Information

Part No.	Slots	"A" Length (Width)
VMEBP2J1	2	1.33" (33mm)
VMEBP6J1	6	4.74" (120mm)
VMEBP8J1	8	6.34" (161mm)
VMEBP9J1	9	7.14" (181mm)
VMEBP10J1	10	7.94" (201mm)
VMEBP21J1	21	16.74" (425mm)
VMEBP2J2	2	1.33" (33mm)
VMEBP5J2	5	3.94" (100mm)
VMEBP6J2	6	4.74" (120mm)
VMEBP7J2	7	5.54" (140mm)
VMEBP8J2	8	6.34" (161mm)
VMEBP9J2	9	7.14" (181mm)
VMEBP10J2	10	7.94" (201mm)
VMEBP21J2	21	16.74" (425mm)



Mating connectors and crimp pins included.




Backplane Mounting Hardware
 Each Set includes:
 M2.5 X 12MM Screw
 #3 Lockwasher
 M2.5 (DIN#125) Flat Washer
 HD56-1 42 sets
 HD56 12 sets


Backplanes

Terminator Boards

A pair of Terminator boards are included with each J1 and J2 backplane and are also available separately. There are two versions: Perpendicular (standard) and parallel. The latter offers a lower profile (Normal profile: 1.0" parallels: .5") than the perpendicular, if this is needed.



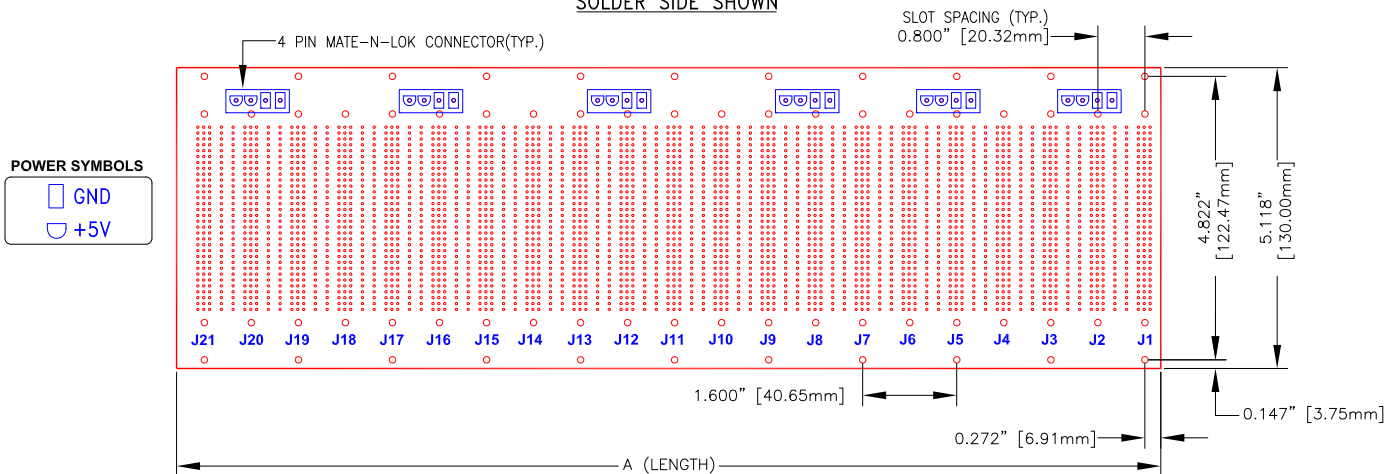
Model VMETBJ1



Model VMETBJ1-P

Part No.	Description	Height	Width	Thickness
VMETBJ1	J1, perpendicular	3.70" (94mm)	1.325" (34mm)	.520" (13.2mm)
VMETBJ2	J2, perpendicular	3.70" (94mm)	1.325" (34mm)	.520" (13.2mm)
VMETBJ1-P	J1, parallel	3.70" (94mm)	1.00" (25.4mm)	.520" (13.2mm)
VMETBJ2-P	J2, parallel	3.70" (94mm)	1.00" (25.4mm)	.520" (13.2mm)

SOLDER SIDE SHOWN



Power symbols indicate position and values of voltage and ground on a typical J2 VME backplane

J2 Backplanes - 3U

Vector J2 Backplanes are available in many sizes, corresponding to available Vector J1 backplanes. Featuring off-board termination using VMETBJ2 terminator modules. Pressfit 96-pin DIN connector pins are configured according to VME specifications; connector row B is bussed for 32-bit expansion; A and C rows can be used for local extension buses, such as VMX or VSB, or can be assigned according to user I/O requirements.

