



Chipsmall Limited consists of a professional team with an average of over 10 year of expertise in the distribution of electronic components. Based in Hongkong, we have already established firm and mutual-benefit business relationships with customers from,Europe,America and south Asia,supplying obsolete and hard-to-find components to meet their specific needs.

With the principle of “Quality Parts,Customers Priority,Honest Operation,and Considerate Service”,our business mainly focus on the distribution of electronic components. Line cards we deal with include Microchip,ALPS,ROHM,Xilinx,Pulse,ON,Everlight and Freescale. Main products comprise IC,Modules,Potentiometer,IC Socket,Relay,Connector.Our parts cover such applications as commercial,industrial, and automotives areas.

We are looking forward to setting up business relationship with you and hope to provide you with the best service and solution. Let us make a better world for our industry!



Contact us

Tel: +86-755-8981 8866 Fax: +86-755-8427 6832

Email & Skype: info@chipsmall.com Web: www.chipsmall.com

Address: A1208, Overseas Decoration Building, #122 Zhenhua RD., Futian, Shenzhen, China



SERIES: VMS-80 | **DESCRIPTION:** AC-DC POWER SUPPLY

FEATURES

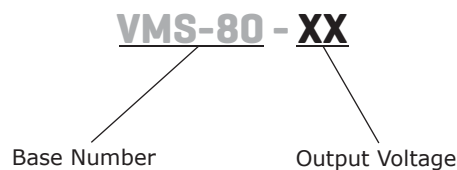
- up to 80 W continuous power
- universal input (90~260 Vac)
- single output from 5~36 V
- no minimum load required
- over voltage, over current and short circuit protections
- full medical safety approvals
- efficiency up to 85%



MODEL	output voltage	output current	output power	ripple and noise ¹	efficiency
	(Vdc)	max (A)	max (W)	max (mVp-p)	typ (%)
VMS-80-5	5	14.0	70	50	85
VMS-80-9	9	8.89	80	90	85
VMS-80-12	12	6.66	80	120	85
VMS-80-15	15	5.33	80	150	85
VMS-80-18	18	4.44	80	180	85
VMS-80-24	24	3.33	80	240	85
VMS-80-30	30	2.66	80	300	85
VMS-80-36	36	2.22	80	360	85

Notes: 1. Measured at 20MHz, with 0.1µF ceramic and 47µF electrolytic capacitors

PART NUMBER KEY



INPUT

parameter	conditions/description	min	typ	max	units
voltage		90		260	Vac
frequency		47		63	Hz
input current	at 100 Vac, full load at 240 Vac, full load			1.2 0.4	A
inrush current	at 115 Vac, full load, cool start at 25 °C at 230 Vac, full load, cool start at 25 °C		15 30	18 34	A

OUTPUT

parameter	conditions/description	min	typ	max	units
line regulation	full load		±0.5	±1	%
load regulation	at 230 Vac		±3	±7	%
hold-up time	at 110 Vac, full load	16			ms

PROTECTIONS

parameter	conditions/description	min	typ	max	units
over voltage protection	recovers automatically	112		132	%
over current protection	recovers automatically	110		150	%
short circuit protection	recovers automatically				

SAFETY & COMPLIANCE

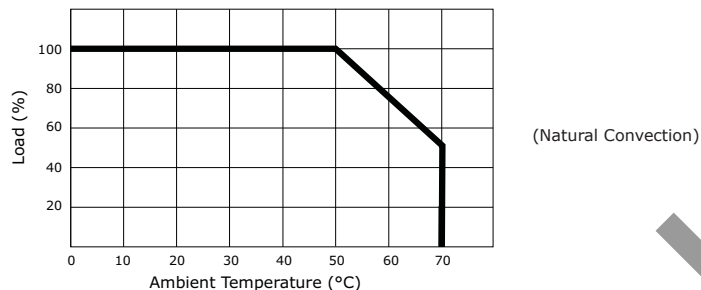
parameter	conditions/description	min	typ	max	units
isolation voltage	input to output (for 60 seconds, 10mA) input to ground (for 60 seconds, 10mA)	5,656 2,828			Vdc
insulation resistance	at 500 Vdc	50			MΩ
safety approvals	IEC 60601-1, EN 60601-1, UL 60601-1				
EMI/EMC	EN 55011 Class B, CISPR 11 Class B, FCC Part 18 Class B, EN 61000-3-2, EN 61000-3-3, IEC 61000-4-(2, 3, 4, 5, 6, 8, 11)				
leakage current				0.1	mA
RoHS compliant	yes				
MTBF	MIL-HDBK-217F, at 25C, nominal load	100,000			hours

ENVIRONMENTAL

parameter	conditions/description	min	typ	max	units
operating temperature	derating from 50~70°C	0		70	°C
storage temperature		-40		85	°C
operating humidity				95	%
storage humidity				75	%

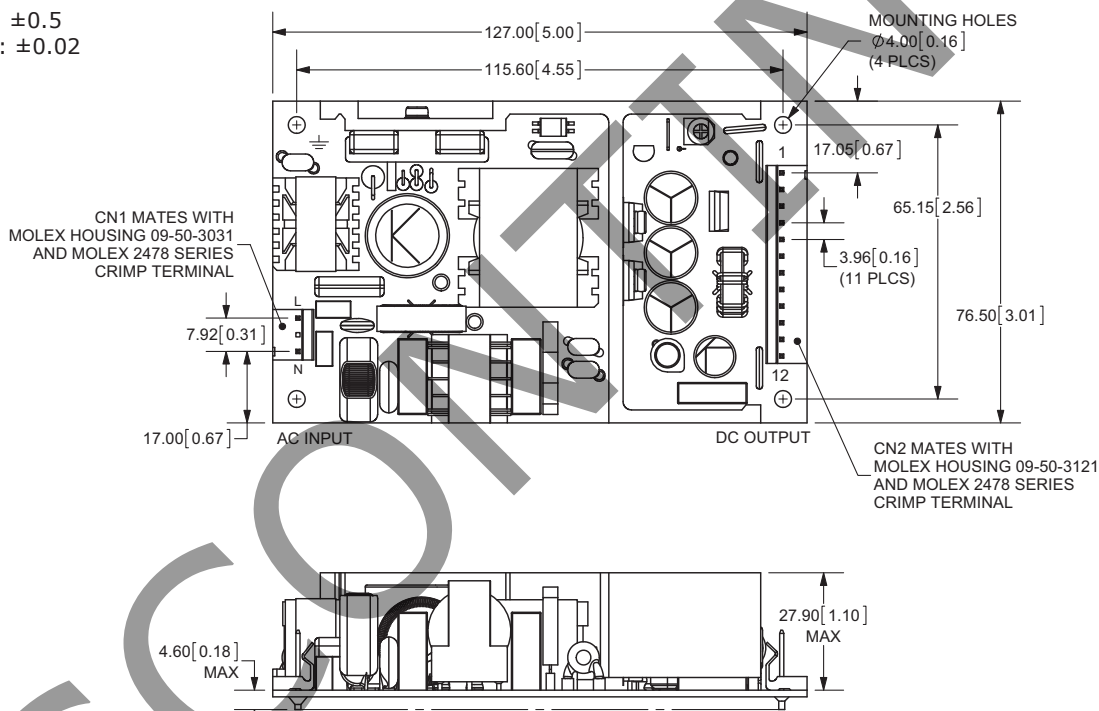
DERATING CURVES

output power vs. ambient temperature



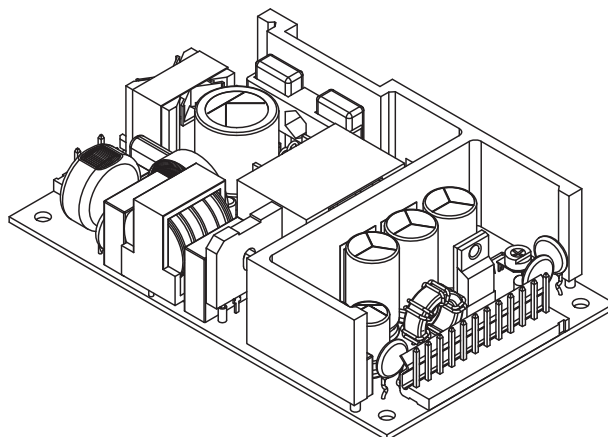
MECHANICAL DRAWING

units: mm[in]
 TOLERANCE: mm: ±0.5
 inch: ±0.02



CN1	
1	AC Line
2	No pin
3	AC Neutral

CN2	
1	-Vo
2	-Vo
3	-Vo
4	-Vo
5	-Vo
6	-Vo
7	+Vo
8	+Vo
9	+Vo
10	+Vo
11	+Vo
12	+Vo



REVISION HISTORY

rev.	description	date
1.0	initial release	09/21/2011
1.01	V-Infinity branding removed	07/06/2012
1.02	safety marks updated	08/28/2012

The revision history provided is for informational purposes only and is believed to be accurate.



Headquarters
20050 SW 112th Ave.
Tualatin, OR 97062
800.275.4899

Fax 503.612.2383
cui.com
techsupport@cui.com

CUI offers a two (2) year limited warranty. Complete warranty information is listed on our website.

CUI reserves the right to make changes to the product at any time without notice. Information provided by CUI is believed to be accurate and reliable. However, no responsibility is assumed by CUI for its use, nor for any infringements of patents or other rights of third parties which may result from its use.

CUI products are not authorized or warranted for use as critical components in equipment that requires an extremely high level of reliability. A critical component is any component of a life support device or system whose failure to perform can be reasonably expected to cause the failure of the life support device or system, or to affect its safety or effectiveness.