



Chipsmall Limited consists of a professional team with an average of over 10 year of expertise in the distribution of electronic components. Based in Hongkong, we have already established firm and mutual-benefit business relationships with customers from,Europe,America and south Asia,supplying obsolete and hard-to-find components to meet their specific needs.

With the principle of “Quality Parts,Customers Priority,Honest Operation,and Considerate Service”,our business mainly focus on the distribution of electronic components. Line cards we deal with include Microchip,ALPS,ROHM,Xilinx,Pulse,ON,Everlight and Freescale. Main products comprise IC,Modules,Potentiometer,IC Socket,Relay,Connector.Our parts cover such applications as commercial,industrial, and automotives areas.

We are looking forward to setting up business relationship with you and hope to provide you with the best service and solution. Let us make a better world for our industry!



## Contact us

Tel: +86-755-8981 8866 Fax: +86-755-8427 6832

Email & Skype: info@chipsmall.com Web: www.chipsmall.com

Address: A1208, Overseas Decoration Building, #122 Zhenhua RD., Futian, Shenzhen, China



# NON-ISOLATED DC/DC CONVERTERS

3.3V Input / 5V Output / 4A



BP06VRPC-04C

## VRPC-04C Series

## RoHS Compliant

- Nonisolated
- Industry standard pinout
- Fixed frequency
- High efficiency means less power dissipation
- Optimized for cost
- Remote on/off
- Undervoltage lockout
- Over current and short circuit protection
- Industrial temperature range



## Description

The Bel VRPC-04C series modules are non-isolated, boost DC/DC power converters that operate from a nominal 3.3V source. These converters provide an output voltage of 5V and are packaged in an industry standard single-in-line footprint with 4A maximum output. Standard features include remote on/off, over current and short circuit protection. A version of this converter is also available without remote on/off. These products may be used almost anywhere 5V is required and a 3.3V source is available. Typical applications include file servers, routers, line cards and other computing and communications equipment.

## Applications

- Telecommunications
- Networking
- Computers and peripherals

## Part Number Selection

Output Voltage	Input Voltage	Max. Output Current	Max. Output Power	Typical Efficiency	Part Number with Remote On/Off	Part Number without Remote On/Off
5.0V	3.3V	4A	20W	90%	VRPC-04C500	VRPC-04C50N

BP06VRPC-04C

### Absolute Maximum Ratings

Parameter	Symbol	Min	Typical	Max	Unit
Continuous Input Voltage	V <sub>in</sub>	-0.3		5	V
Output Enable Terminal Voltage	V <sub>outen</sub>	-0.3		5	V
Ambient Temperature	T <sub>amb</sub>	-40		+85	°C
Storage Temperature	T <sub>stor</sub>	-55		+100	°C

Note: Use beyond the maximum ratings may cause a reliability degradation of the DC/DC converter or may permanently damage the device.

### Input Specifications

Parameter	Symbol	Min	Typical	Max	Units
Operating Input Voltage	V <sub>in</sub>	3		4	V
Input Current	I <sub>in</sub>			8	A
No Load Input Current				400	mA
Remote Off Input Current			90	150	mA
Input Reflected Ripple Current <sup>1</sup>			25	50	mA <sub>rms</sub>
Input Reflected Ripple Current (P-P) <sup>1</sup>			120	200	mApk
I <sup>2</sup> t Inrush Current Transient			0.01	0.02	A <sup>2</sup> s
Turn On Voltage Threshold			2.8	2.9	V
Turn Off Voltage Threshold		1.5	2	2.7	V

Note: Input capacitance 270µF/10V, ESR = 0.03 Ω max at 100kHz @ 25° C.

1. With simulated source impedance of 500nH, 5Hz to 20MHz.

# NON-ISOLATED DC/DC CONVERTERS

## 3.3V Input / 5V Output / 4A



BP06VRPC-04C

### Output Specifications

Parameter	Symbol	Min	Typical	Max	Units
Output Voltage Set Point <sup>1</sup>	Vout	4.85	5	5.15	V
Load Regulation			10	25	mV
Line Regulation			5	15	mV
Regulation Over Temperature 0° - 70° C			15	45	mV
Total Output Voltage Regulation		4.75		5.25	mV
Output Ripple and Noise <sup>2</sup>			40	100	mVp-p
Output Ripple and Noise <sup>2</sup>			8	25	mVrms
Output Current Range	Iout	0		4	A
Output DC Current Limit	Ioutlim	4.8	6	7	A
Short Circuit Surge	Ioutsurge		0.12	0.2	A <sup>2</sup> s
Turn on Time	Ton		50	150	ms
Overshoot at Turn On			0	3	%
Output Capacitance	Cout	0		1600	μF
<b>Transient Response<sup>3</sup></b>					
ΔV 50% to 100% of Max Load			125	250	mV
Settling Time	Ts		200	500	μs
ΔV 100% to 50% of Max Load			125	250	mV
Settling Time	Ts		200	500	μs

Note: All specifications are typical at nominal input, full load at 25° C unless otherwise stated.

1. Vin = 3.3V, Iout = full load, Ta = 25° C.

2. 0 - 20MHz BW, 0.1μF ceramic cap on output.

3. di/dt = 0.5A/μS, Vin = 3.3VDC, Ta = 25° C, and with a 470μF aluminum cap on output.

BP06VRPC-04C

## General Specifications

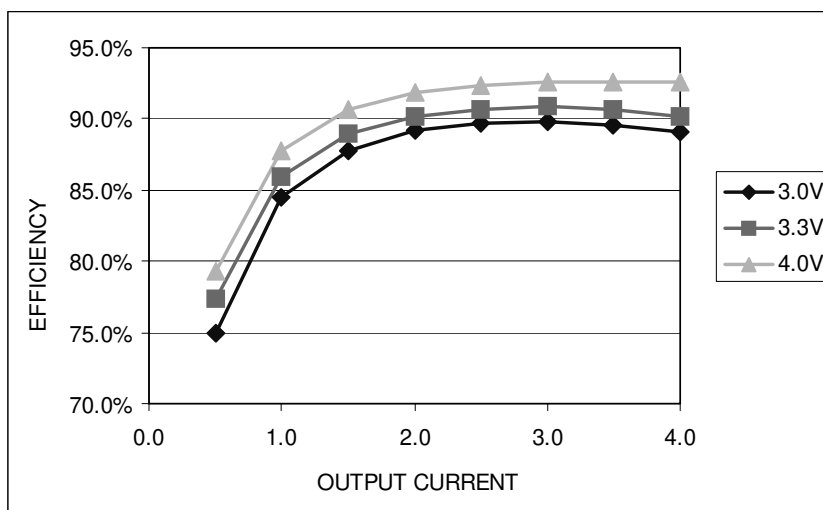
Parameter	Symbol	Min	Typical	Max	Units
Efficiency <sup>1</sup>	$\eta$	87	90		%
Switching Frequency	Fsw	180	200	220	kHz
Weight			9.3		g

1. Vin=3.3V, full load and Ta=25° C.

## Control Specifications

Parameter	Symbol	Min	Typical	Max	Units
Remote On/Off	Vouten				V
Signal Low (Unit Off)		-0.3		0.3	V
Signal High (Unit On)		2.8		5	V

## Efficiency Data



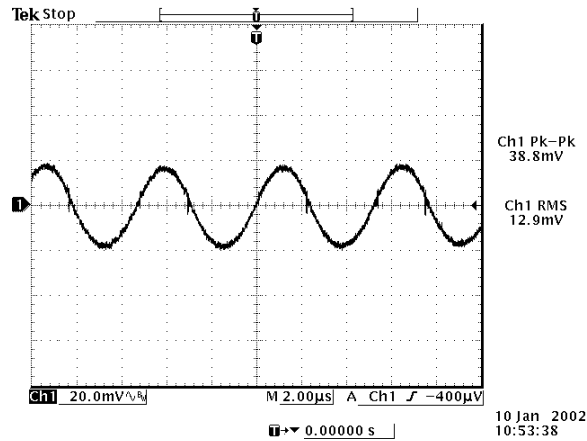
# NON-ISOLATED DC/DC CONVERTERS

3.3V Input / 5V Output / 4A



BP06VRPC-04C

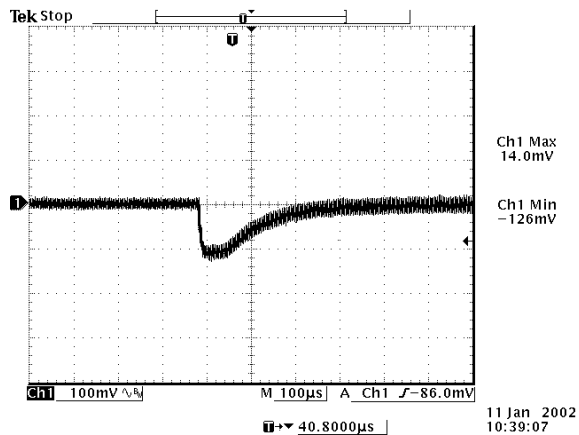
## Ripple and Noise



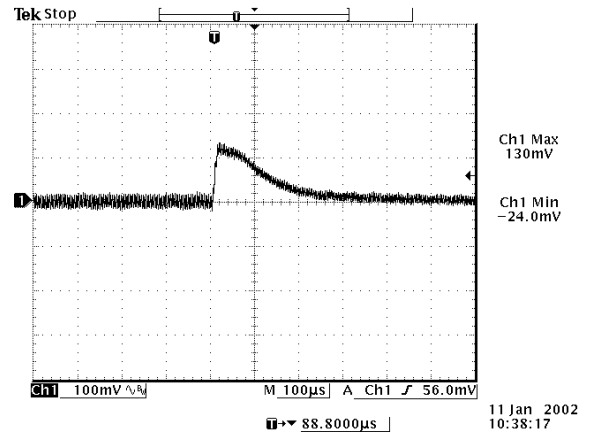
Ripple and noise at full load and 3.3Vdc input and  $T_a=25^\circ\text{C}$

## Transient Response

Transient response:  $di/dt = 0.5\text{A}/\mu\text{S}$ , external load capacitance  $C_o = 470\mu\text{F}$  (electrolytic)



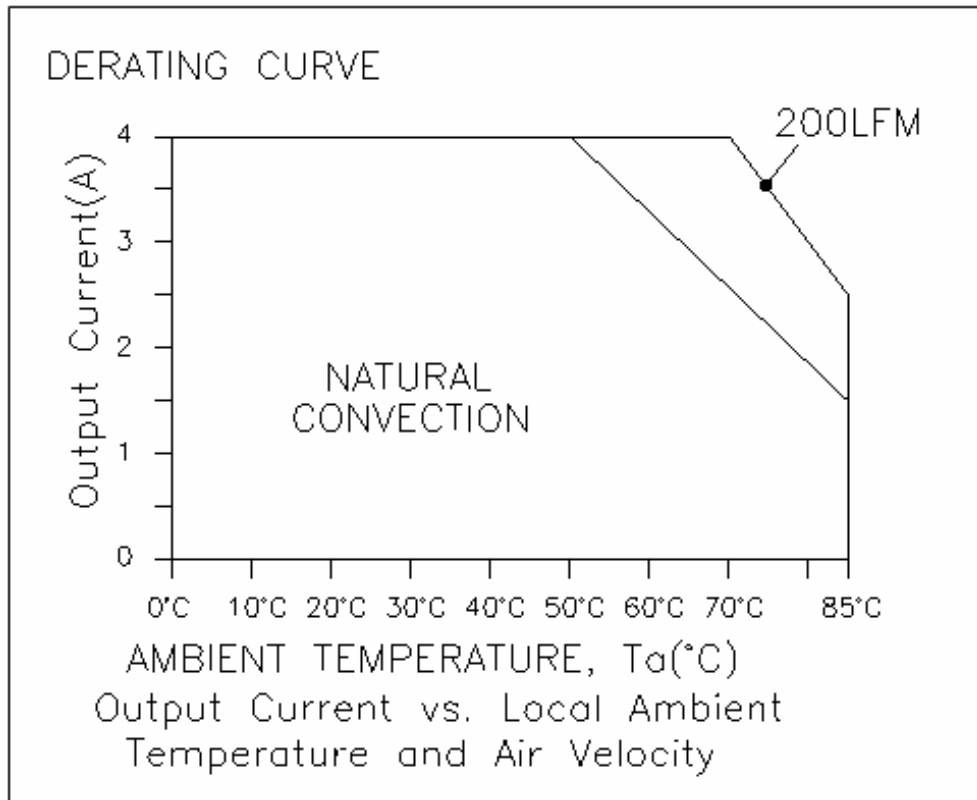
50% to 100% load transients at 3.3V input and  $T_a=25^\circ\text{C}$



100% to 50% load transients at 3.3V input and  $T_a=25^\circ\text{C}$

BP06VRPC-04C

### Thermal Considerations



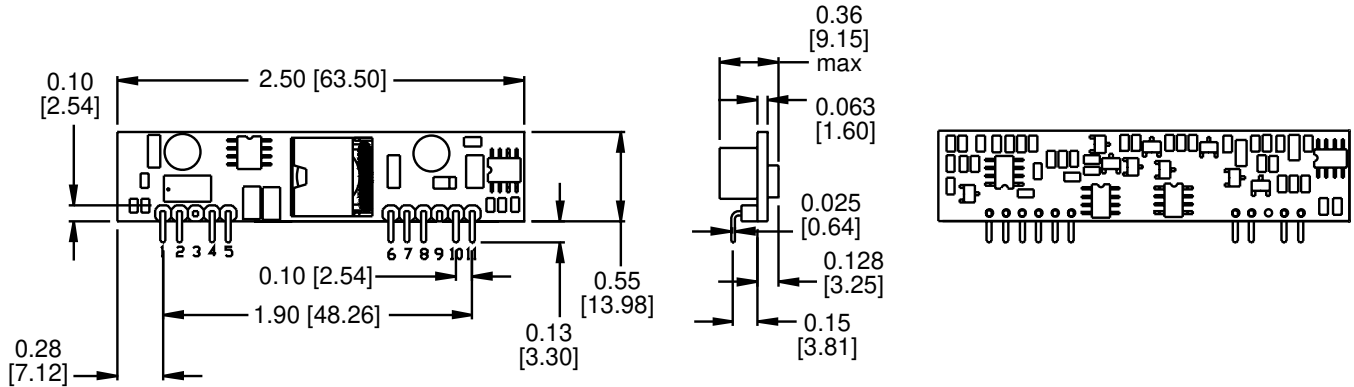
# NON-ISOLATED DC/DC CONVERTERS

## 3.3V Input / 5V Output / 4A



BP06VRPC-04C

### Mechanical



Dimensions are in inches [millimeters].  
Standard dimension tolerance is  $\pm 0.005$  [0.13] unless otherwise noted.

Pin	Function
1	+Vo
2	+Vo
3	No Pin
4	-Vo
5	-Vo
6	-Vin
7	-Vin
8	+Vin
9*	No Pin
10	+Vin
11	+Vin

\*Pin 9 used for remote on/off.

### RoHS Compliance

Complies with the European Directive 2002/95/EC, calling for the elimination of lead and other hazardous substances from electronic products.



©2006 Bel Fuse Inc. Specifications subject to change without notice. 02.06

#### CORPORATE

**Bel Fuse Inc.**  
206 Van Vorst Street  
Jersey City, NJ 07302  
Tel 201-432-0463  
Fax 201-432-9542  
www.belfuse.com

#### FAR EAST

**Bel Fuse Ltd.**  
8F / 8 Luk Hop Street  
San Po Kong  
Kowloon, Hong Kong  
Tel 852-2328-5515  
Fax 852-2352-3706  
www.belfuse.com

#### EUROPE

**Bel Fuse Europe Ltd.**  
Preston Technology Management Centre  
Marsh Lane, Suite G7, Preston  
Lancashire, PR1 8UD, U.K.  
Tel 44-1772-556601  
Fax 44-1772-888366  
www.belfuse.com