



Chipsmall Limited consists of a professional team with an average of over 10 year of expertise in the distribution of electronic components. Based in Hongkong, we have already established firm and mutual-benefit business relationships with customers from,Europe,America and south Asia,supplying obsolete and hard-to-find components to meet their specific needs.

With the principle of “Quality Parts,Customers Priority,Honest Operation,and Considerate Service”,our business mainly focus on the distribution of electronic components. Line cards we deal with include Microchip,ALPS,ROHM,Xilinx,Pulse,ON,Everlight and Freescale. Main products comprise IC,Modules,Potentiometer,IC Socket,Relay,Connector.Our parts cover such applications as commercial,industrial, and automotives areas.

We are looking forward to setting up business relationship with you and hope to provide you with the best service and solution. Let us make a better world for our industry!



## Contact us


Tel: +86-755-8981 8866 Fax: +86-755-8427 6832

Email & Skype: info@chipsmall.com Web: www.chipsmall.com

Address: A1208, Overseas Decoration Building, #122 Zhenhua RD., Futian, Shenzhen, China



## Single Phase Bridge Rectifier, 2 A



D-44

### FEATURES

- Suitable for printed circuit board mounting
- Compact construction
- High surge current capability
- Material categorization: for definitions of compliance please see [www.vishay.com/doc?99912](http://www.vishay.com/doc?99912)


**RoHS**  
COMPLIANT

### DESCRIPTION

A 2 A single phase encapsulated bridge rectifier consisting of four single diodes connected as a full bridge. They are intended for general applications in industrial and consumer equipment.

PRODUCT SUMMARY	
$I_O$	2 A
$V_{RRM}$	50 V to 1000 V
Package	D-44
Circuit	Single phase bridge

MAJOR RATINGS AND CHARACTERISTICS			
SYMBOL	CHARACTERISTICS	VALUES	UNITS
$I_O$		2.0	A
$I_{FSM}$	50 Hz	60	A
	60 Hz	63	
$I^2t$	50 Hz	18	A <sup>2</sup> s
	60 Hz	16	
$V_{RRM}$		50 to 1000	V
$T_J$		-40 to +150	°C

### ELECTRICAL SPECIFICATIONS

VOLTAGE RATINGS			
PART NUMBER	$V_{RRM}$ , MAXIMUM REPETITIVE PEAK REVERSE VOLTAGE (V)	$V_{RSM}$ , MAXIMUM NON-REPETITIVE PEAK REVERSE VOLTAGE (V)	$V_{RMS}$ , MAXIMUM RECOMMENDED RMS SUPPLY VOLTAGE (V)
VS-2KBP005	50	50	20
VS-2KBP01	100	100	50
VS-2KBP02	200	200	80
VS-2KBP04	400	400	125
VS-2KBP06	600	600	250
VS-2KBP08	800	800	380
VS-2KBP10	1000	1000	500



FORWARD CONDUCTION					
PARAMETER	SYMBOL	TEST CONDITIONS		VALUES	UNITS
Maximum DC output current	$I_o$	$T_A = 50\text{ }^\circ\text{C}$ , resistive or inductive load		2.0	A
		$T_A = 50\text{ }^\circ\text{C}$ , capacitive load		1.8	
Maximum peak one cycle, non-repetitive surge current	$I_{FSM}$	$t = 10\text{ ms}$ , 20 ms	Following any rated load condition and with rated $V_{RRM}$ reapplied	60	A
		$t = 8.3\text{ ms}$ , 16.7 ms		63	
Maximum $I^2t$ capability for fusing	$I^2t$	$t = 10\text{ ms}$	100 % $V_{RRM}$ reapplied	Initial $T_J = T_J$ maximum	A <sup>2</sup> s
		$t = 8.3\text{ ms}$			
		$t = 10\text{ ms}$	No voltage reapplied	26	
		$t = 8.3\text{ ms}$		23	
Maximum $I^2\sqrt{t}$ capability for fusing	$I^2\sqrt{t}$	$t = 0.1$ to 10 ms, no voltage reapplied		255	A <sup>2</sup> $\sqrt{s}$
Maximum peak forward voltage per diode	$V_{FM}$	$I_{FM} = 1\text{ A}$ , $T_J = 25\text{ }^\circ\text{C}$		1.0	V
Typical peak reverse leakage current per diode	$I_{RM}$	$T_J = 25\text{ }^\circ\text{C}$ , 100 % $V_{RRM}$		10	$\mu\text{A}$
		$T_J = 150\text{ }^\circ\text{C}$ , 100 % $V_{RRM}$		1.0	mA
Operating frequency range	$f$			40 to 1000	Hz

THERMAL AND MECHANICAL SPECIFICATIONS			
PARAMETER	SYMBOL	VALUES	UNITS
Operating junction and storage temperature range	$T_J, T_{Stg}$	-40 to 150	$^\circ\text{C}$
Approximate weight		4	g
		0.14	oz.

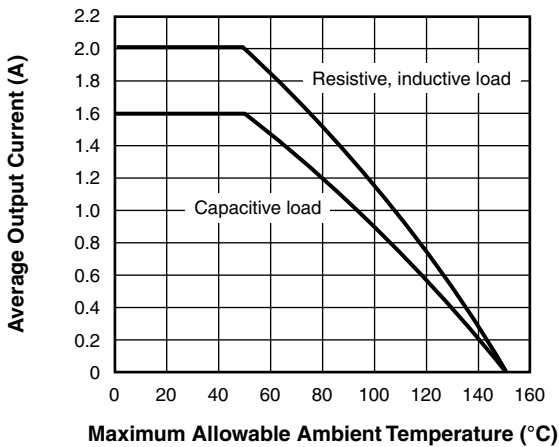


Fig. 1 - Ambient Temperature Ratings

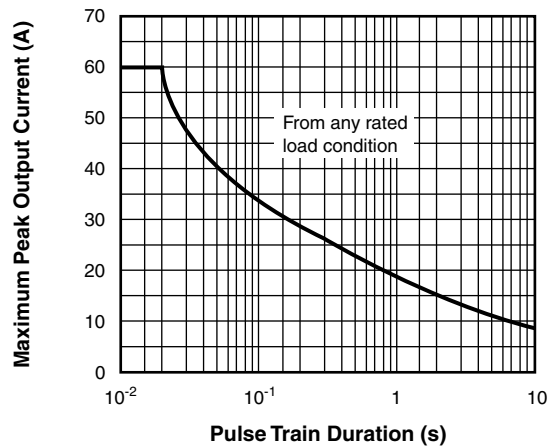
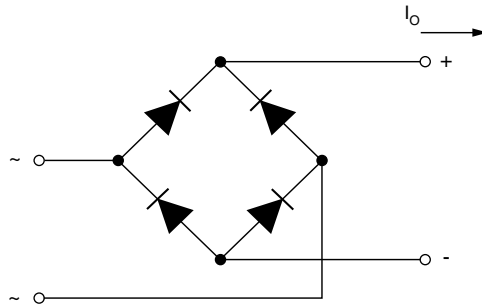


Fig. 2 - Non-Repetitive Surge Ratings



**CIRCUIT CONFIGURATION**

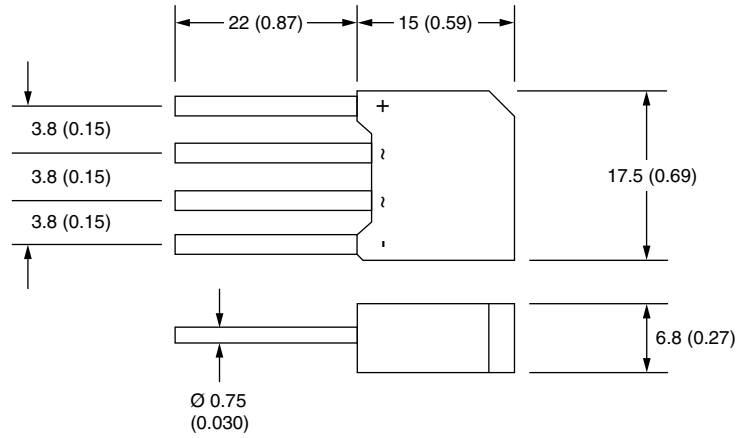


**LINKS TO RELATED DOCUMENTS**

LINKS TO RELATED DOCUMENTS	
Dimensions	<a href="http://www.vishay.com/doc?95329">www.vishay.com/doc?95329</a>

## D-44

**DIMENSIONS** in millimeters (inches)





## **Disclaimer**

ALL PRODUCT, PRODUCT SPECIFICATIONS AND DATA ARE SUBJECT TO CHANGE WITHOUT NOTICE TO IMPROVE RELIABILITY, FUNCTION OR DESIGN OR OTHERWISE.

Vishay Intertechnology, Inc., its affiliates, agents, and employees, and all persons acting on its or their behalf (collectively, "Vishay"), disclaim any and all liability for any errors, inaccuracies or incompleteness contained in any datasheet or in any other disclosure relating to any product.

Vishay makes no warranty, representation or guarantee regarding the suitability of the products for any particular purpose or the continuing production of any product. To the maximum extent permitted by applicable law, Vishay disclaims (i) any and all liability arising out of the application or use of any product, (ii) any and all liability, including without limitation special, consequential or incidental damages, and (iii) any and all implied warranties, including warranties of fitness for particular purpose, non-infringement and merchantability.

Statements regarding the suitability of products for certain types of applications are based on Vishay's knowledge of typical requirements that are often placed on Vishay products in generic applications. Such statements are not binding statements about the suitability of products for a particular application. It is the customer's responsibility to validate that a particular product with the properties described in the product specification is suitable for use in a particular application. Parameters provided in datasheets and / or specifications may vary in different applications and performance may vary over time. All operating parameters, including typical parameters, must be validated for each customer application by the customer's technical experts. Product specifications do not expand or otherwise modify Vishay's terms and conditions of purchase, including but not limited to the warranty expressed therein.

Except as expressly indicated in writing, Vishay products are not designed for use in medical, life-saving, or life-sustaining applications or for any other application in which the failure of the Vishay product could result in personal injury or death. Customers using or selling Vishay products not expressly indicated for use in such applications do so at their own risk. Please contact authorized Vishay personnel to obtain written terms and conditions regarding products designed for such applications.

No license, express or implied, by estoppel or otherwise, to any intellectual property rights is granted by this document or by any conduct of Vishay. Product names and markings noted herein may be trademarks of their respective owners.