



Chipsmall Limited consists of a professional team with an average of over 10 year of expertise in the distribution of electronic components. Based in Hongkong, we have already established firm and mutual-benefit business relationships with customers from,Europe,America and south Asia,supplying obsolete and hard-to-find components to meet their specific needs.

With the principle of “Quality Parts,Customers Priority,Honest Operation,and Considerate Service”,our business mainly focus on the distribution of electronic components. Line cards we deal with include Microchip,ALPS,ROHM,Xilinx,Pulse,ON,Everlight and Freescale. Main products comprise IC,Modules,Potentiometer,IC Socket,Relay,Connector.Our parts cover such applications as commercial,industrial, and automotives areas.

We are looking forward to setting up business relationship with you and hope to provide you with the best service and solution. Let us make a better world for our industry!



Contact us

Tel: +86-755-8981 8866 Fax: +86-755-8427 6832

Email & Skype: info@chipsmall.com Web: www.chipsmall.com

Address: A1208, Overseas Decoration Building, #122 Zhenhua RD., Futian, Shenzhen, China



PHOTO-TRANSISTORS FOR INDUSTRIAL AND COMMERCIAL APPLICATIONS



Phototransistors – VTT Series – CR Series

Applications

- Coin counters
- Position sensors
- Remote controllers
- Ambient light sensing
- Street light switching
- Oil burner flame monitoring
- Safety shields
- Margin control-printers
- Monitor paper position and stack height

Features and Benefits

- Low cost visible and near IR photo detection
- Low dark current
- Available in package with integrated visible filtering
- Available in package with integrated IR filtering
- Available in a wide range of packages
- RoHs compliant

Product Description

Phototransistors are photodiode-amplifier combinations integrated within a single silicon chip. The phototransistor can be viewed as a photodiode whose output current is fed into the base of a conventional transistor.

These photodiode-amplifier combinations are put together to overcome the major limitation of photodiodes: unity gain. The typical gain of a phototransistor can range from 100 to over 1500. Many applications demand a greater output than can be generated by a photodiode alone. Even though the signal of a photodiode can be amplified through external circuitry (operational amplifier for example) this is not always cost effective. In such cases, phototransistors provide a lower cost alternative.

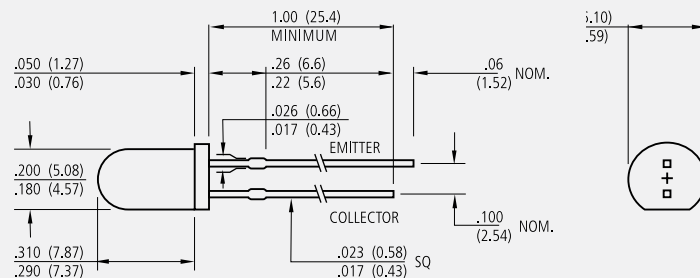
CR50TE



- Surface mounting device
- Solid state ceramic chip
- High thermal conductivity
- Special type (CR50TE-DLF) with daylight filter on request

Figure 1

Package Drawing – VTT Series – T-1 $\frac{3}{4}$ Package



Phototransistors – VTT Series – CR Series

Symbol	Package	Exposed Active Area	Light Current @ 100 fc, V _{CE} = 5 V		Dark Current @ V _{CE} = 10 V		Collector Breakdown @ I _C = 100 μA, 0 fc	Emitter Breakdown @ I _C = 100 μA, 0 fc	Saturation Voltage @ I _C = 100 μA, 100 fc	Rise/Fall Time I _C = 1.0 mA RL = 100 Ω	Angular Response	Spectral Range
			min	max	min	max	V _{BR(CEO)}	V _{BR(CEO)}	V _{CE(SAT)}	Typical	Typical	λ _{RANGE}
Unit		mm ²	I _C mA	I _{CE} nA	V _{BR(CEO)} V	V _{BR(CEO)} V	V _{CE(SAT)} V	τ _r /τ _f μS	Θ _{1/2} °	nm		
VTT1222WH	T-1 3/4	0.19	1.9	10 @ VCE = 20 V	50	6.0	0.25	2.0	±40	400-1050		
VTT1223WH	T-1 3/4	0.19	1.5	10 @ VCE = 20 V	40	6.0	0.25	3.0	±40	400-1050		
VTT1225H	T-1 3/4	0.19	4.0	100	30	5.0	0.25	1.5	±5	400-1050		
VTT1226H	T-1 3/4	0.19	7.5	100	30	5.0	0.25	3.0	±5	400-1050		
VTT1227H	T-1 3/4	0.19	12.0	100	30	5.0	0.25	4.0	±5	400-1050		
VTT3122EH	Coax hermetic	0.19	1.2	100 @ VCE = 20 V	40	6.0	0.25	2.5	±8	400-1050		
VTT3123EH	Coax hermetic	0.19	4.0	100	30	4.0	0.25	4.0	±8	400-1050		
VTT3323LAH	Long T-1	0.19	2.0 @ 20 fc	100	30	5.0	0.25	3.0	±10	400-1050		
VTT3324LAH	Long T-1	0.19	4.0 @ 20 fc	100	30	5.0	0.25	4.0	±10	400-1050		
VTT3325LAH	Long T-1	0.19	6.0 @ 20 fc	100	30	5.0	0.25	5.0	±10	400-1050		
VTT3423LAH	Long T-1	0.19	1.0 @ 20 fc	100	30	5.0	0.25	3.0	±10	700-1050		
VTT3424LAH	Long T-1	0.19	2.0 @ 20 fc	100	30	5.0	0.25	4.0	±10	700-1050		
VTT3425LAH	Long T-1	0.19	3.0 @ 20 fc	100	30	5.0	0.25	5.0	±10	700-1050		
VTT7122H	Lateral	0.19	1.0	100	30	5.0	0.25	2.0	±36	400-1050		
VTT7123H	Lateral	0.19	2.0	100	30	5.0	0.25	2.0	±36	400-1050		
VTT7125H	Lateral	0.19	4.5	100	30	5.0	0.25	2.0	±36	400-1050		
VTT7222H	Lateral	0.19	0.9	100	30	5.0	0.25	2.0	±36	700-1050		
VTT7223H	Lateral	0.19	1.8	100	30	5.0	0.25	2.0	±36	700-1050		
VTT7225H	Lateral	0.19	4.0	100	30	5.0	0.25	4.0	±36	700-1050		
VTT1212H	T-1 3/4	0.63	2.0 @ 20 fc	100	30	5.0	0.25	4.0	±10	400-1050		
VTT1214H	T-1 3/4	0.63	4.0 @ 20 fc	100	30	5.0	0.25	6.0	±10	400-1050		
VTT9002H	TO-106 flat	0.63	2.0	100	30	6.0	0.55	4.0	±50	400-1050		
VTT9003H	TO-106 flat	0.63	5.0	100	30	6.0	0.55	6.0	±50	400-1050		
VTT9102H	TO-106 lensed	0.63	6.0	100 @ VCE = 5 V	30	4.0	0.55	6.0	±42	400-1050		
VTT9103H	TO-106 lensed	0.63	13.0	100 @ VCE = 5 V	30	4.0	0.55	10.0	±42	400-1050		
VTT1015H	TO-46		0.4	25 @ VCE = 20 V	40	6.0	0.40	5.0	±35	400-1050		
VTT1016H	TO-46		1.0	25 @ VCE = 20 V	30	6.0	0.40	5.0	±35	400-1050		
VTT1017H	TO-46		2.5	25	20	4.0	0.40	8.0	±35	400-1050		
VTT1115H	TO-46 lensed		1.0 @ 20 fc	100	30	6.0	0.40	5.0	±15	400-1050		
VTT1116H	TO-46 lensed		2.0 @ 20 fc	100	30	4.0	0.40	8.0	±15	400-1050		
VTT1117H	TO-46 lensed		4.0 @ 20 fc	100	30	4.0	0.40	8.0	±15	400-1050		
VTT9812FH	T-1 3/4 flat	0.19	0.10	100	30	5.0	0.25	1.5	±56	450-700		
CR50TE	Ceramic SMD (A2)	0.18		400 @ VCE = 20 V	40		0.3 @ I _C = 2 mA	4.0 @ RL = 50 Ω	Wide viewing angle	400-1070		

Figure 2

Package Drawing – VTT Series – T-1 Package

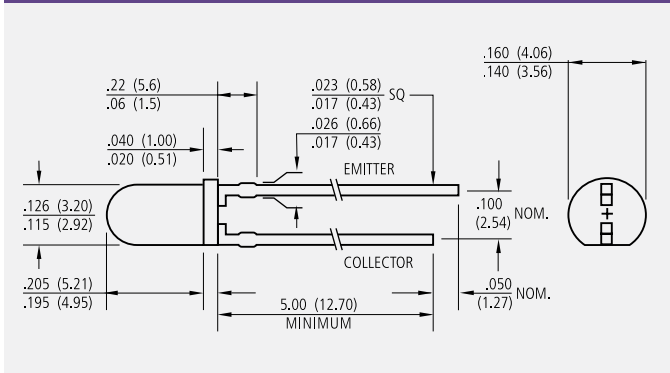
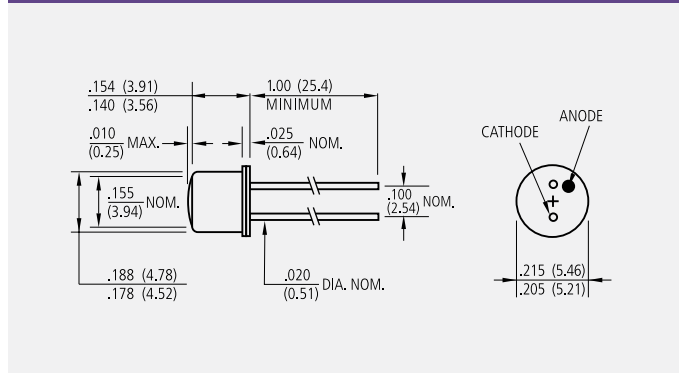


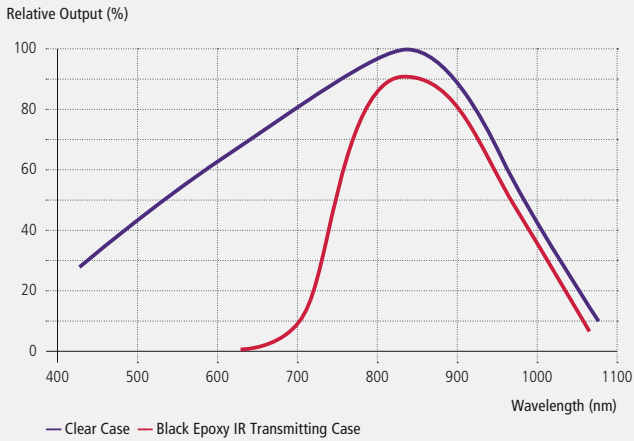
Figure 3

Package Drawing – VTT Series – TO-46 Package



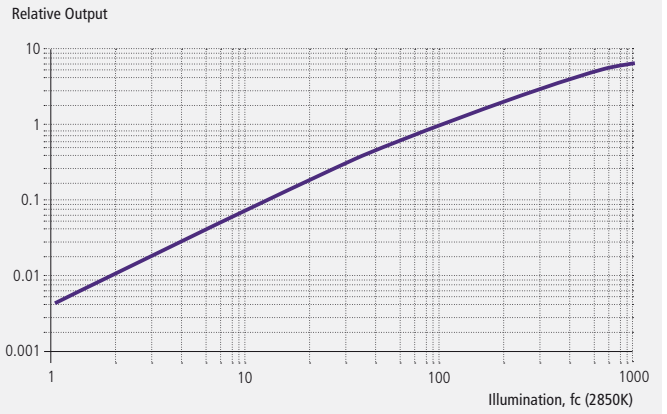
Graph 1

Rel. Spectral Response (Referred to Peak Response of Clear Case)



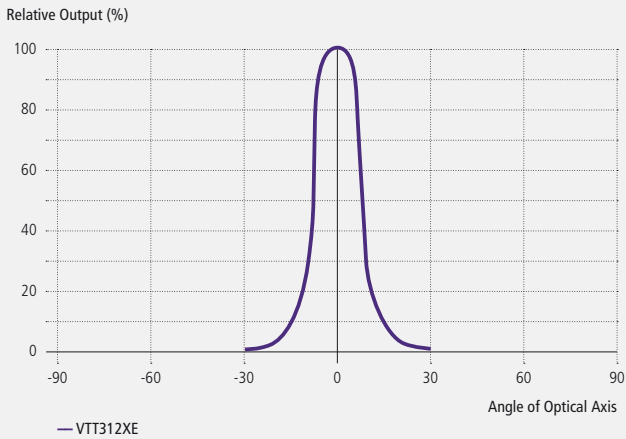
Graph 2

Relative Output vs. Illumination (Normalized at 100fc)



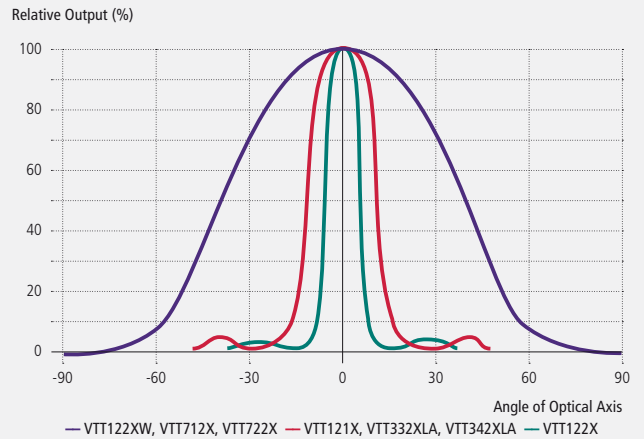
Graph 3

Angular Response Coax Packages



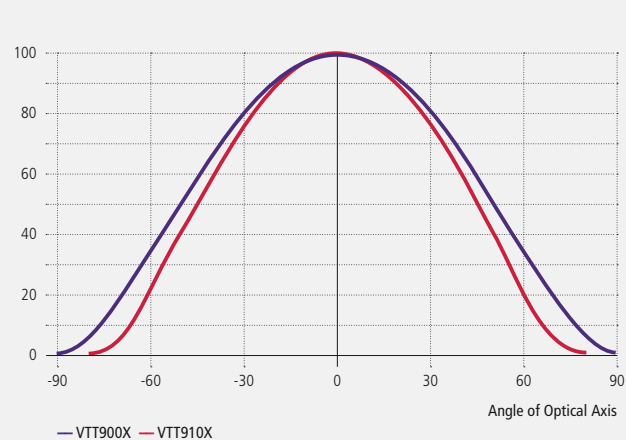
Graph 4

Angular Response Molded Epoxy Packages



Graph 5

Angular Response Ceramic Packages



Graph 6

Angular Response 10-46 Packages

