



Chipsmall Limited consists of a professional team with an average of over 10 year of expertise in the distribution of electronic components. Based in Hongkong, we have already established firm and mutual-benefit business relationships with customers from,Europe,America and south Asia,supplying obsolete and hard-to-find components to meet their specific needs.

With the principle of “Quality Parts,Customers Priority,Honest Operation,and Considerate Service”,our business mainly focus on the distribution of electronic components. Line cards we deal with include Microchip,ALPS,ROHM,Xilinx,Pulse,ON,Everlight and Freescale. Main products comprise IC,Modules,Potentiometer,IC Socket,Relay,Connector.Our parts cover such applications as commercial,industrial, and automotives areas.

We are looking forward to setting up business relationship with you and hope to provide you with the best service and solution. Let us make a better world for our industry!



Contact us

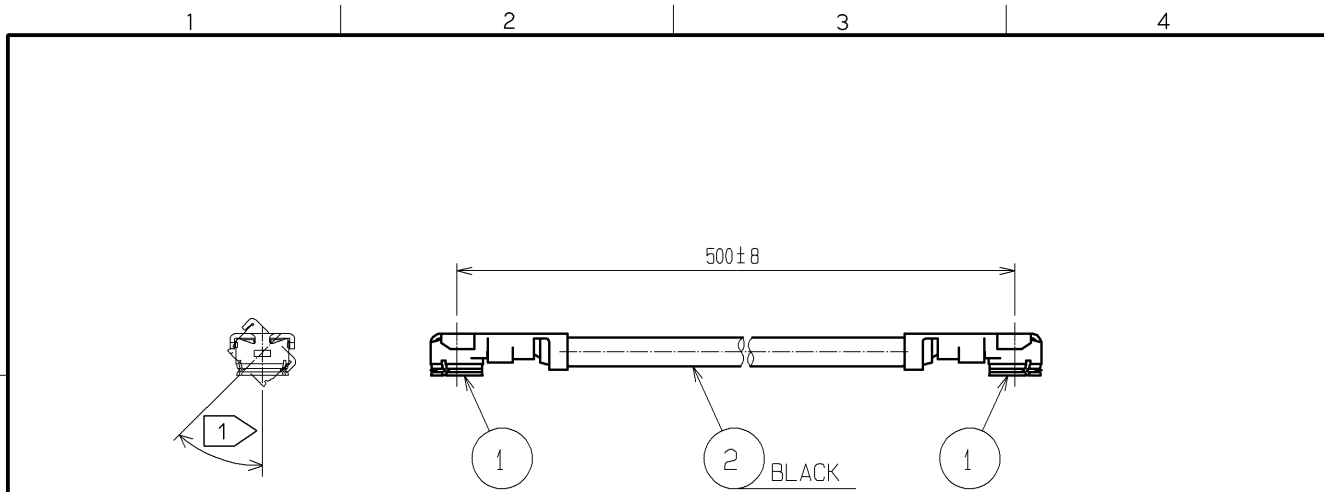
Tel: +86-755-8981 8866 Fax: +86-755-8427 6832

Email & Skype: info@chipsmall.com Web: www.chipsmall.com

Address: A1208, Overseas Decoration Building, #122 Zhenhua RD., Futian, Shenzhen, China

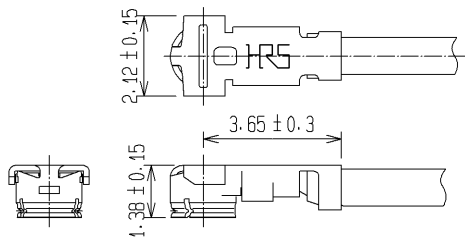


APPLICABLE STANDARD						
RATING	OPERATING TEMPERATURE RANGE	-40°C TO +90°C(90%RH MAX)	STORAGE TEMPERATURE RANGE	-40°C TO +90°C(90%RH MAX)		
	POWER	————W	CHARACTERISTIC IMPEDANCE	50Ω (0 TO 6GHz)		
	PECULIARITY	————	APPLICABLE CABLE	RF-MF5023 (BLACK) : NISSEI ELECTRIC CO.,LTD.		
SPECIFICATIONS						
ITEM	TEST METHOD		REQUIREMENTS	QT	AT	
CONSTRUCTION						
GENERAL EXAMINATION	VISUALLY AND BY MEASURING INSTRUMENT.		ACCORDING TO DRAWING.	X	X	
MARKING	CONFIRMED VISUALLY.			X	X	
ELECTRIC CHARACTERISTICS						
CONTACT RESISTANCE	10 mA MAX (DC OR 1000 Hz).		CENTER CONTACT	425 mΩ MAX.	X	X
			OUTER CONTACT	117 mΩ MAX.	X	X
INSULATION RESISTANCE	100 V DC.		500 MΩ MIN.		X	X
VOLTAGE PROOF	200 V AC FOR 1 min.CURRENT LEAKAGE 2mA MAX.		NO FLASHOVER OR BREAKDOWN.		X	X
VOLTAGE STANDING WAVE RATIO	FREQUENCY 0.045 TO 3 GHz.		VSWR	1.3 MAX.	X	—
	FREQUENCY 3 TO 6 GHz.		VSWR	1.4 MAX.		
INSERTION LOSS	FREQUENCY ----- TO ---- GHz		———— dB MAX.		—	—
MECHANICAL CHARACTERISTICS						
CABLE CLAMP ROBUSTNESS (AGAINST CABLE PULL)	APPLYING A PULL FORCE THE CABLE AXIALLY AT 7N MAX.		① NO WITHDRAWAL AND BREAKAGE OF CABLE. ② NO BREAKAGE OF CLAMP.		X	—
REVISIONS						
	COUNT	DESCRIPTION OF REVISIONS	DESIGNED	CHECKED	DATE	
	0					
REMARK				APPROVED	MH. YAMANE	09.03.03
NOTE ① VSWR was measured with SMA conversion adapters Attached to both ends of the applicable 100 cm cable assembled.				CHECKED	NK. NINOMIYA	09.03.03
Unless otherwise specified, refer to JIS C 5402.				DESIGNED	YK. YASUMURO	09.03.02
				DRAWN	YI. FUNADA	09.02.27
Note QT:Qualification Test AT:Assurance Test X:Applicable Test			DRAWING NO.		ELC4-311407-21	
HRS	SPECIFICATION SHEET		PART NO.	W. FL-2LPG-062N2D-A- (500)		
	HIROSE ELECTRIC CO., LTD.		CODE NO.	CL321-3828-8-21		1/1



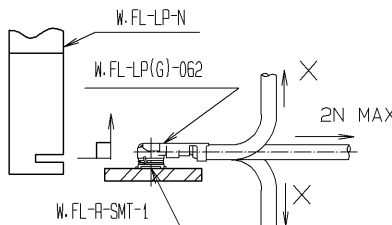
NOTE ① Angle is Optional.

[DIMENSIONS CONNECTOR]



[PRECAUTIONS FOR HANDLING]

- ◆ Connector insertion and extraction
 - a. Connector shall be extracted vertically by specialised extraction JIG.
Part No. : W.FL-LP-N
Never hold the cable when extracting the cable because it damages the connector.
 - b. Insert the connector as perpendicularly to the mating surface as possible by aligning the mating axes of both connectors. Do not excessively slant the connectors when inserting.
- ◆ Allowable loads on the cable after the connectors are mated.
The figures below show the maximum allowable loads on the cable. Do not apply loads exceeding these values to the cable.



RoHS COMPLIANT

1	W.FL-LP(G)-062	CL331-0477-6	2	RF-MF5023(BLACK)	NISSEI ELECTRIC CO.,LTD.		
NO.	PART NO	CODE NO	NO.	PART NO	MANUFACTURER		
UNITS mm		SCALE FREE	COUNT 	DESCRIPTION OF REVISIONS	DESIGNED	CHECKED	DATE
HIROSE ELECTRIC CO., LTD.	APPROVED : MH. YAMANE	09. 03. 03	DRAWING NO. EDC4-311407-21				
	CHECKED : NK. NINOMIYA	09. 03. 03	PART NO. W.FL-2LPG-062N2D-A-(500)				
	DESIGNED : YK. YASUMURO	09. 03. 02	CODE NO. CL321-3828-8-21				
	DRAWN : YI. FUNADA	09. 02. 27	1/1				