



Chipsmall Limited consists of a professional team with an average of over 10 year of expertise in the distribution of electronic components. Based in Hongkong, we have already established firm and mutual-benefit business relationships with customers from,Europe,America and south Asia,supplying obsolete and hard-to-find components to meet their specific needs.

With the principle of "Quality Parts,Customers Priority,Honest Operation,and Considerate Service",our business mainly focus on the distribution of electronic components. Line cards we deal with include Microchip,ALPS,ROHM,Xilinx,Pulse,ON,Everlight and Freescale. Main products comprise IC,Modules,Potentiometer,IC Socket,Relay,Connector.Our parts cover such applications as commercial,industrial, and automotives areas.

We are looking forward to setting up business relationship with you and hope to provide you with the best service and solution. Let us make a better world for our industry!



## Contact us

Tel: +86-755-8981 8866 Fax: +86-755-8427 6832

Email & Skype: info@chipsmall.com Web: www.chipsmall.com

Address: A1208, Overseas Decoration Building, #122 Zhenhua RD., Futian, Shenzhen, China



# Silicon Bridge Rectifier

 $V_{RRM} = 50\text{ V} - 1000\text{ V}$ 
 $I_F = 1.5\text{ A}$ 

## Features

- Types up to 1000 V  $V_{RRM}$
- Ideal for printed circuit board
- Low forward voltage drop
- High temperature soldering guaranteed: 250°C/ 10 seconds, 0.375" lead length
- Low leakage current

**WOM Package**


## Mechanical Data

Case: Plastic

Polarity: Color band on body denotes cathode

Mounting position: Any

Terminals: Plated leads, solderable per MIL-STD-202

Method 208 guaranteed

Weight: 1.07 grams, 0.038 oz

## Maximum ratings, at $T_j = 25\text{ °C}$ , unless otherwise specified

Parameter	Symbol	Conditions	W06M	W08M	W10M	Unit
Repetitive peak reverse voltage	$V_{RRM}$		600	800	1000	V
RMS reverse voltage	$V_{RMS}$		420	560	700	V
DC blocking voltage	$V_{DC}$		600	800	1000	V
Continuous forward current	$I_F$	$T_C \leq 50\text{ °C}$	1.5	1.5	1.5	A
Surge non-repetitive forward current, Half Sine Wave	$I_{F,SM}$	$T_C = 25\text{ °C}$ , $t_p = 8.3\text{ ms}$	50	50	50	A
Operating temperature	$T_j$		-65 to 125	-65 to 125	-65 to 125	°C
Storage temperature	$T_{stg}$		-65 to 150	-65 to 150	-65 to 150	°C

## Electrical characteristics, at $T_j = 25\text{ °C}$ , unless otherwise specified

Parameter	Symbol	Conditions	W06M	W08M	W10M	Unit
Diode forward voltage	$V_F$	$I_F = 1\text{ A}$ , $T_j = 25\text{ °C}$	1	1	1	V
Reverse current	$I_R$	$V_R = 50\text{ V}$ , $T_j = 25\text{ °C}$	10	10	10	$\mu\text{A}$
		$V_R = 50\text{ V}$ , $T_j = 100\text{ °C}$	500	500	500	

## Thermal characteristics

Parameter	Symbol	Conditions	W06M	W08M	W10M	Unit
Thermal resistance, junction - case	$R_{thJC}$		36.00	36.00	36.00	°C/W

FIG.1-TYPICAL FORWARD CURRENT DERATING CURVE

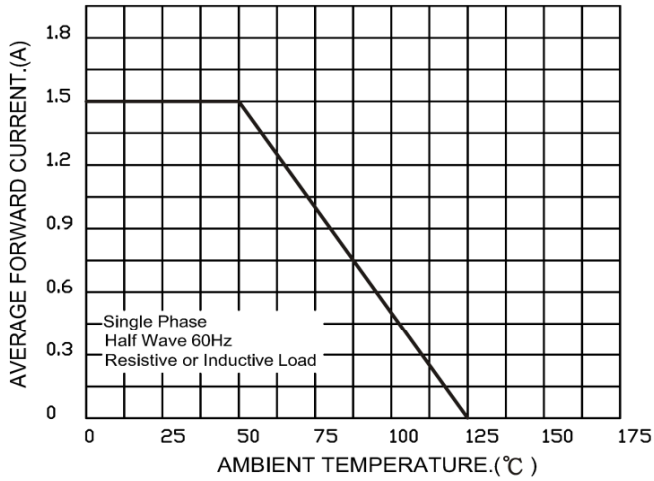


FIG.2-MAXIMUM NON-REPETITIVE FORWARD SURGE CURRENT

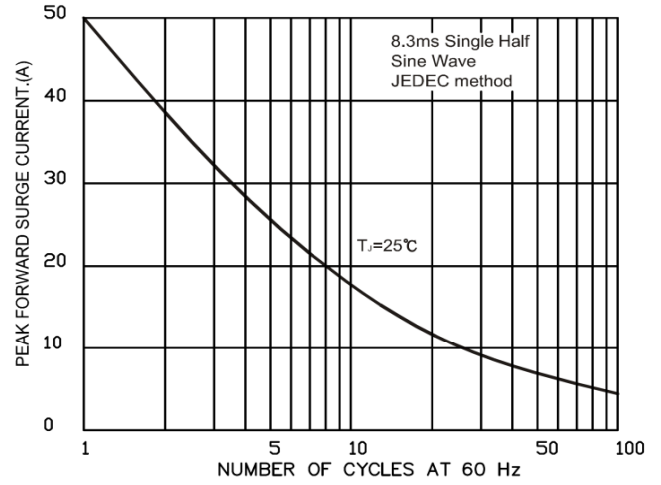


FIG.3-TYPICAL FORWARD CHARACTERISTICS

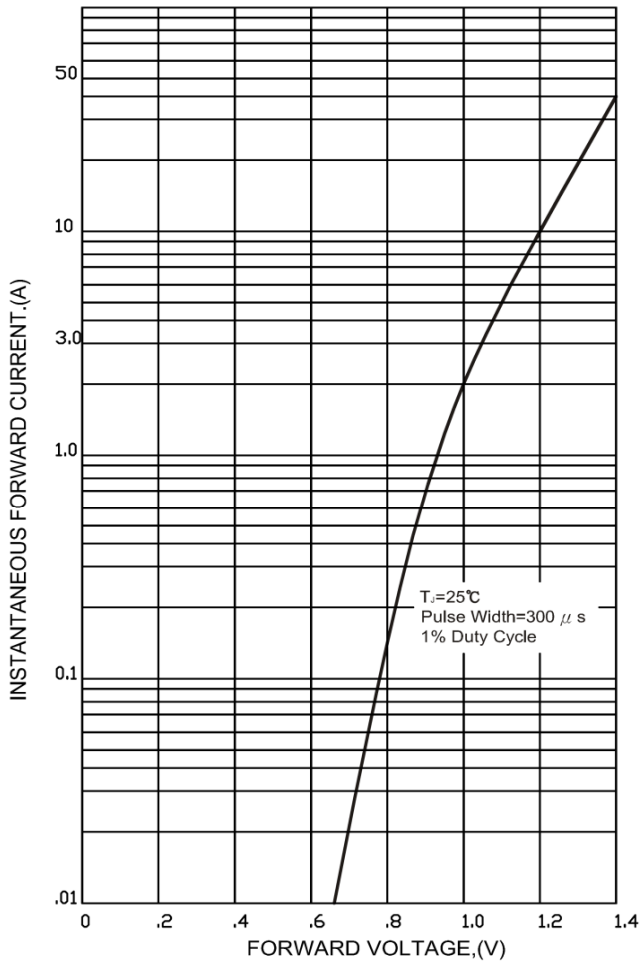


FIG.4-TYPICAL REVERSE CHARACTERISTICS

