



Chipsmall Limited consists of a professional team with an average of over 10 year of expertise in the distribution of electronic components. Based in Hongkong, we have already established firm and mutual-benefit business relationships with customers from,Europe,America and south Asia,supplying obsolete and hard-to-find components to meet their specific needs.

With the principle of "Quality Parts,Customers Priority,Honest Operation,and Considerate Service",our business mainly focus on the distribution of electronic components. Line cards we deal with include Microchip,ALPS,ROHM,Xilinx,Pulse,ON,Everlight and Freescale. Main products comprise IC,Modules,Potentiometer,IC Socket,Relay,Connector.Our parts cover such applications as commercial,industrial, and automotives areas.

We are looking forward to setting up business relationship with you and hope to provide you with the best service and solution. Let us make a better world for our industry!



Contact us

Tel: +86-755-8981 8866 Fax: +86-755-8427 6832

Email & Skype: info@chipsmall.com Web: www.chipsmall.com

Address: A1208, Overseas Decoration Building, #122 Zhenhua RD., Futian, Shenzhen, China



WSMP™ Coaxial RF Connectors and RF Coaxial Cable Assemblies

For High Density Applications to 100GHz



- Signal Integrity to 100GHz
- Center to Center Spacing 2.15 mm (0.085")
Board to Board Height of 3.05 (0.120")
- 45% Smaller Than SMP
35% Smaller Than Mini SMP (SMPM)
- Custom Footprints for Optimized RF Performance on Your PC Board
- Custom RF Cable Assemblies for Your Application
- R100 Series and R65 Series Products On Request

SPECIFICATIONS

Interface

According to Rosenberger WSMP™ Interface standards

Material and plating

Connector parts	Material	Plating
Center contact	CuBe	Gold
Outer contact	CuBe	Gold
Dielectric	PTFE, Polyimide, or Corning 7070™ Glass*	

Electrical data

Impedance	50 Ω
Frequency	DC to 100 GHz
Return loss (typical)	≥ 26 dB, DC to 26.5 GHz ≥ 19 dB, 26.5 to 65 GHz
Insertion loss	≤ 0.12 x √f(GHz) dB
Insulation resistance	≥ 3.5 x 10 ³ MΩ
Center contact resistance	≤ 2.0 mΩ
Outer contact resistance	≤ 6.0 mΩ
Test voltage (at sea level)	250 V rms
RF High Potential (at sea level)	150 V rms @ 5 MHz
RF-leakage (optional)	≥ -80 dB (typical mated pair)

Mechanical data

Mating cycle	
Full Detent (FD)	≥ 100
Smooth Bore (SB)	≥ 500

Mechanical data

Engagement force (typical)		
Full Detent (FD)	11 N	2.47 Lbs.
Smooth Bore (SB)	5.3 N	1.19 Lbs.
Disengagement force (typical)		
Full Detent (FD)	20 N	4.5 Lbs.
Smooth Bore (SB)	4.45 N	1.0 Lbs.

Axial Mis-Alignment

.000-.005 inches

Radial Mis-Alignment

+/- .010 inches

Environmental data

Temperature range	-55° C to +165° C
Thermal shock	MIL-STD-202, Meth. 107, Cond. B
Corrosion	MIL-STD-202, Meth. 101
Vibration	MIL-STD-202, Meth. 204, Cond. D
Shock	MIL-STD-202, Meth. 213, Cond. I
Moisture resistance	MIL-STD-202, Meth. 106, except Step 7B
Max. soldering temperature (optional)	IEC 61760-1, +260°C for 10 sec.
2002/95/EC (RoHS)	Compliant

*Hermetically-sealed to 1 x 10⁻⁸ cc/sec, On Request

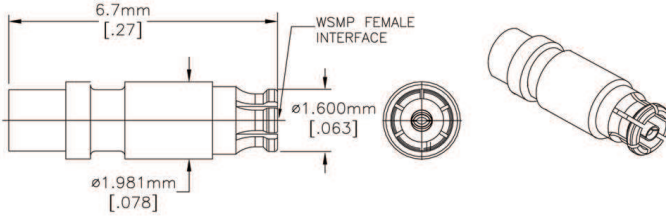
Tooling

WSMP Cable Connector Prybar	W1W001-000
WSMP Right Angle Prybar Extraction Tool	W1W005-000
WSMP Bullet Insertion/ Extraction Tool	W1W002-000
Low Profile	

CABLE CONNECTORS

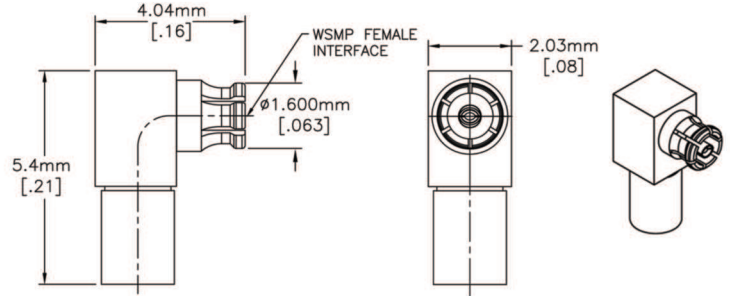
Description
WSMP Female Straight
for .047 S/R Cable

Part Number
W1K101-270D3



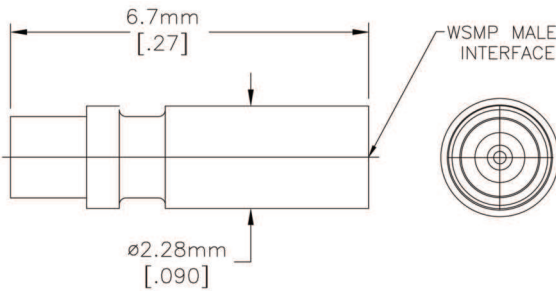
Description
WSMP Female Right Angle
for .047 S/R Cable

Part Number
W1K201-270D3



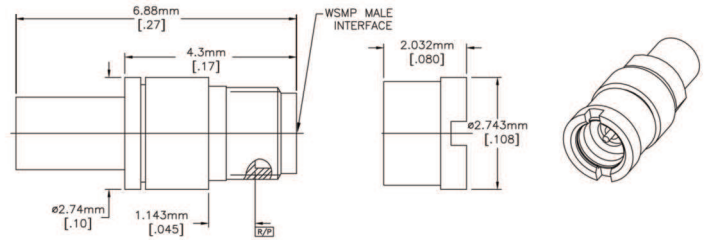
Description
WSMP Male Straight
for .047 S/R Cable

Part Number
FD: W1S101-270D3
SB: W1S141-270D3



Description
WSMP Male Straight Bulkhead
for .047 S/R Cable

Part Number
FD: W1S501-270D3
SB: W1S541-270D3



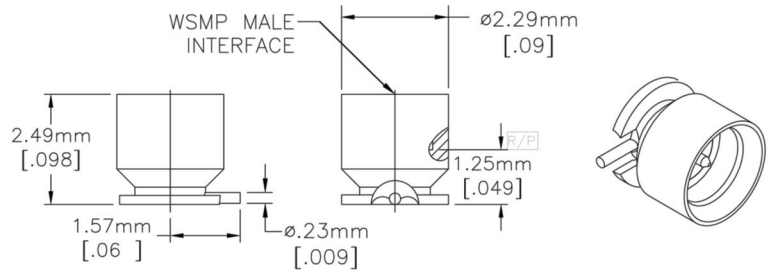
STANDARD

Description
WSMP Male PCB, Straight, SMT, J-Lead

Part Number
FD: W1S105-40ML5
SB: W1S145-40ML5

Hi Temp (Kovar/Glass)
WSMP Male PCB, Straight, SMT, J-Lead

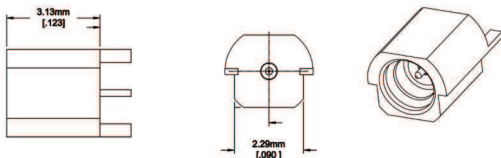
Part Number
FD: W1S103-40MZ9
SB: W1S143-40MZ9



STANDARD

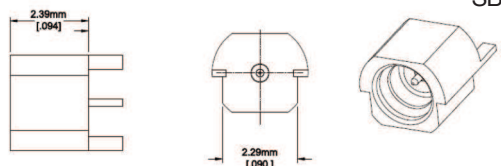
Description
WSMP Male PCB Edge Mount

Part Number
FD: W1S203-40ML5
SB: W1S243-40ML5



Hi Temp (Kovar/Glass)
WSMP Male PCB Edge Mount

Part Number
FD: W1S204-40MZ9
SB: W1S244-40MZ9



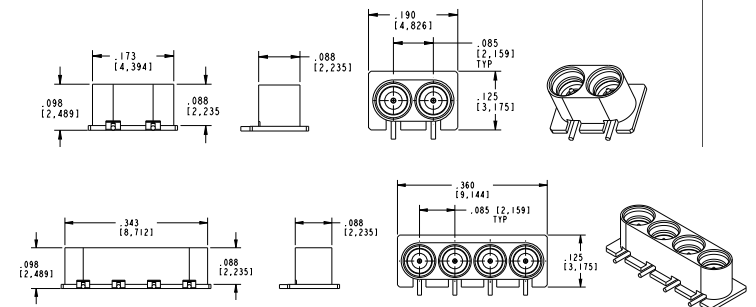
STANDARD

Description
WSMP St Male MultiPort Arrays, SB

Part Number
2 Port: W1S10A-40ML5
4 Port: W1S10B-40ML5

Hi Temp (Kovar/Glass)
WSMP St Male MultiPort Arrays, SB

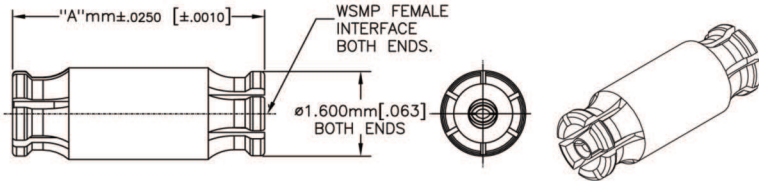
Part Number
2 Port: W1S12A-40MZ9
4 Port: W1S12B-40MZ9



ADAPTERS

Description

WSMP Female Blindmate Interconnect (Bullet)



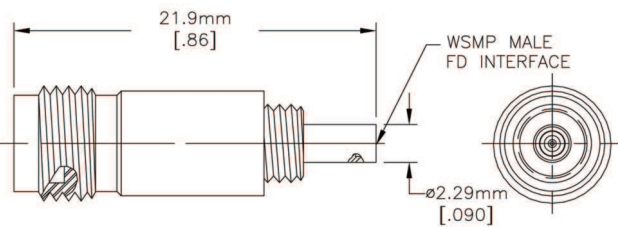
Part Number	A (mm)	A (in)	Part Number	A (mm)	A (in)
W1K10A-K00D3	2.49	0.098	W1K10J-K00D3	7.62	0.300
W1K10C-K00D3	3.18	0.125	W1K10M-K00D3	10.16	0.400
W1K10F-K00D3	3.81	0.150	W1K10N-K00D3	12.70	0.500
W1K10G-K00D3	5.08	0.200	W1K10P-K00D3	15.24	0.600
W1K10H-K00D3	6.35	0.250			

Additional lengths available on request

BETWEEN SERIES TEST ADAPTERS

Description

WSMP Male Full Detent to RPC-2.92 Female Adapter
 RPC-2.40 Female Adapter
 RPC-1.85 Female Adapter



Part Number

W1S102-K00D3 to 40 GHz

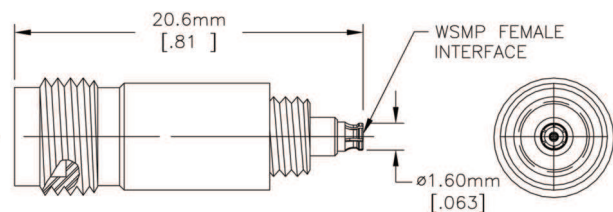
W1S109-K00D3 to 50 GHz

W1S108-K00D3 to 67 GHz

BETWEEN SERIES TEST ADAPTERS

Description

WSMP Female to RPC-2.92 Female Adapter
 RPC-2.40 Female Adapter
 RPC-1.85 Female Adapter



Part Number

W1K102-K00D3 to 40 GHz

W1K109-K00D3 to 50 GHz

W1K108-K00D3 to 67 GHz

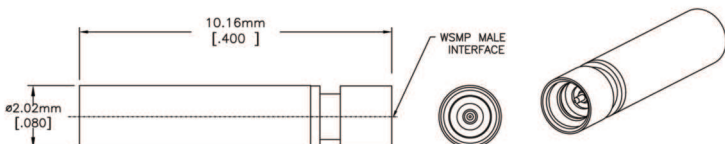
TERMINATIONS

Description

WSMP Male 50 Ohm Termination,
 Full Detent, 0.25 W

Part Number

W1S15T-0.2D3

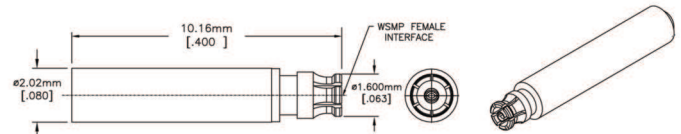


Description

WSMP Female 50 Ohm
 Termination, 0.25 W

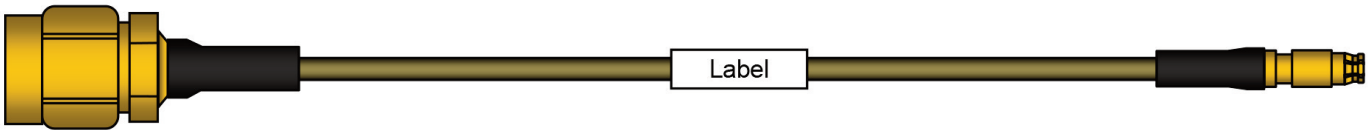
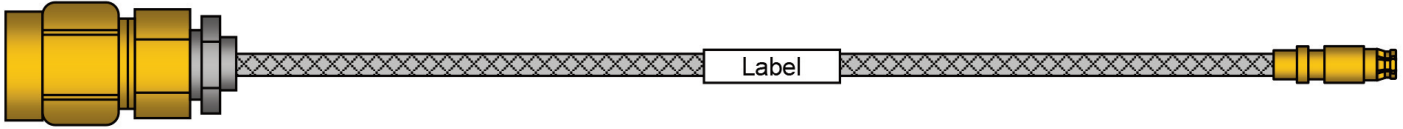
Part Number

W1K15T-0.2D3



WSMP™ CABLE ASSEMBLIES

Description: WSMP Female Straight on .047 Flexible, Formable, Semi-Rigid to RPC 2.92 Male, RPC 2.40 Male and RPC 1.85 Male



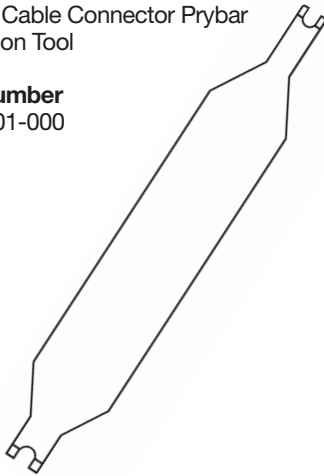
CUSTOM FOR YOUR NEEDS.

TOOLS

Description

WSMP Cable Connector Prybar
Extraction Tool

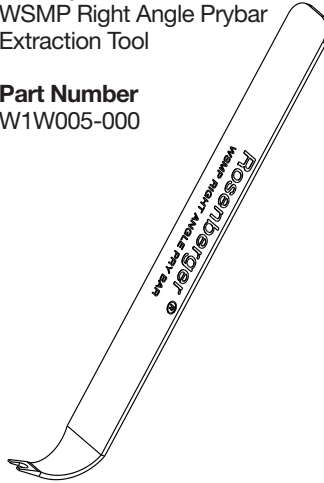
Part Number
W1W001-000



Description

WSMP Right Angle Prybar
Extraction Tool

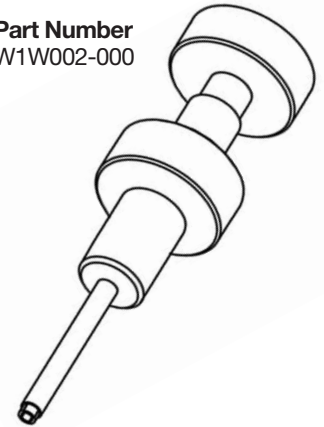
Part Number
W1W005-000



Description

WSMP Bullet Insertion/
Extraction Tool, Low Profile

Part Number
W1W002-000



For items contained in this brochure, please call 717-859-8900, extension 234. Email: info@rosenbergerna.com

Rosenberger of North America, LLC
1100 Professional Drive
Suite 100
Plano, Texas 75074
Telephone: +972-423-8991
Fax: +1-972-424-7521
www.rosenberger.com/us_en

Rosenberger
Hochfrequenztechnik GmbH & Co. KG
P.O. Box 1260
D-84526 Tittmoning
Telephone: +49-86 84-18-0
Fax: +49-86 84-18-499
www.rosenberger.de

While the information has been carefully compiled to the best of our knowledge, nothing is intended as representation or warranty on our part and no statement herein shall be construed as recommendation to infringe existing patents. In the effort to improve our products, we reserve the right to make changes judged to be necessary.