



Chipsmall Limited consists of a professional team with an average of over 10 year of expertise in the distribution of electronic components. Based in Hongkong, we have already established firm and mutual-benefit business relationships with customers from,Europe,America and south Asia,supplying obsolete and hard-to-find components to meet their specific needs.

With the principle of “Quality Parts,Customers Priority,Honest Operation,and Considerate Service”,our business mainly focus on the distribution of electronic components. Line cards we deal with include Microchip,ALPS,ROHM,Xilinx,Pulse,ON,Everlight and Freescale. Main products comprise IC,Modules,Potentiometer,IC Socket,Relay,Connector.Our parts cover such applications as commercial,industrial, and automotives areas.

We are looking forward to setting up business relationship with you and hope to provide you with the best service and solution. Let us make a better world for our industry!



Contact us

Tel: +86-755-8981 8866 Fax: +86-755-8427 6832

Email & Skype: info@chipsmall.com Web: www.chipsmall.com

Address: A1208, Overseas Decoration Building, #122 Zhenhua RD., Futian, Shenzhen, China





Inventek Systems

Embedding Connectivity Everywhere

Inventek Systems

**Wi-Fi Dual Band Antennas
2.4 & 5 Ghz**

P/N: W2.4-5P-U



Table of Contents

1	General Description	3
2	Part Number Detail Description.....	3
2.1	Ordering Information	3
3	General Features	3
4	Applications	3
5	Electrical Specifications.....	4
5.1	2400-2500 MHz Band.....	4
5.2	4900-5900 MHz Band.....	4
5.3	Return Loss (S_{11}).....	5
5.4	Smith Chart (S_{11}).....	5
6	Antenna Dimensions (unit: mm).....	6
7	Radiation Pattern.....	7
7.1	2400-2500 MHz Band.....	7
7.1.1	3D Gain Pattern at 2442 MHz	7
7.1.2	Efficiency Table	8
7.1.3	Efficiency vs. Frequency.....	8
7.2	4900-5900 MHz Band.....	9
7.2.1	3D Gain Pattern at 5150 MHz	9
7.2.2	3D Gain Pattern at 5350 MHz	10
7.2.3	3D Gain Pattern at 5700 MHz	11
7.2.4	3D Gain Pattern at 5850 MHz	12
7.2.5	Efficiency Table	13
7.2.6	Efficiency vs. Frequency.....	13
8	RoHS	14
9	Revision Control	14
10	Contact Information	14

1 General Description

The [Inventek](#) 2400-2500 and 4900-5900 MHz Dual Band Wi-Fi PCB (40 x 6.0 mm) antennas let you integrate Wi-Fi functionality into your product quickly and easily. It's suitable for a wide range of applications and recommended for use with Inventek eS-Wi-Fi modules.

2 Part Number Detail Description

2.1 Ordering Information

Device	Description	Ordering Number
W2.4-5P-U	2400-2500 & 4900-5900 MHz Dual Band Wi-Fi PCB antenna with U.FI connector and 90 mm cable length	W2.4-5P-U

3 General Features

- Stable and reliable in performances
- PCB antenna has excellent sensitivity to consistently provide high signal reception efficiency
- Compact size
- RoHS compliance

4 Applications

- IEEE802.11 (b/g/n).
- Hand-held devices when WiFi (802.11 b/g/n) functions are needed.

5 Electrical Specifications

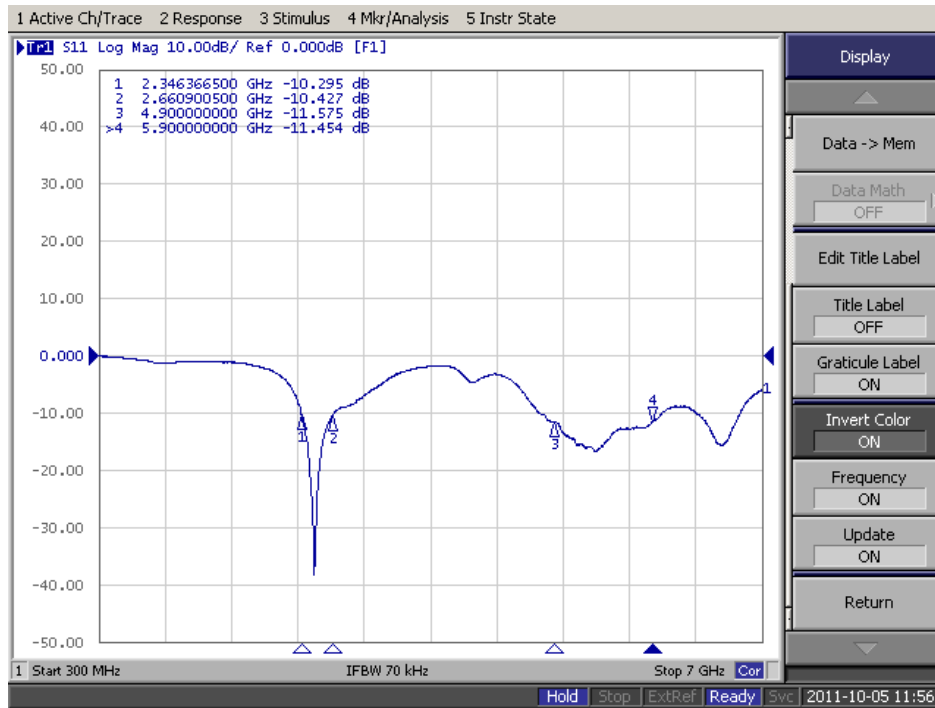
5.1 2400-2500 MHz Band

Characteristics		Specifications	Unit
Outline Dimensions		40 x 6.0 x 0.5	mm
Center Frequency		2442	MHz
Bandwidth		100 min.	MHz
VSWR		2 max.	
Impedance		50	Ω
Polarization		Linear Polarization	
Gain	Peak	2.6 (typical)	dBi
	Efficiency	79 (typical)	%

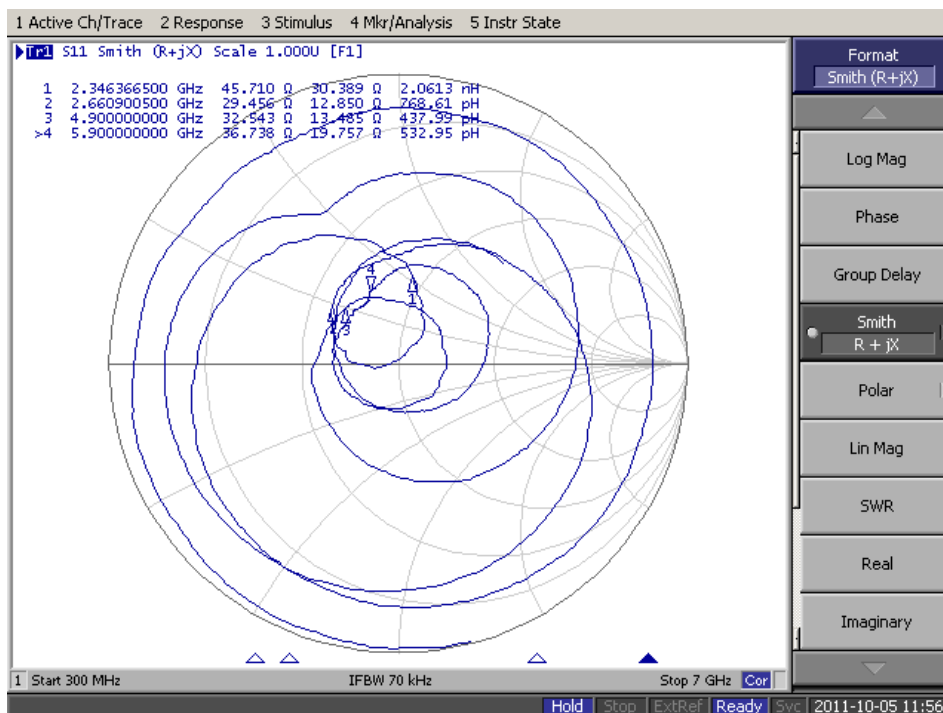
5.2 4900-5900 MHz Band

Characteristics		Specifications	Unit
Center Frequency		5400	MHz
Bandwidth		1000 min.	MHz
VSWR		2 max.	
Impedance		50	Ω
Polarization		Linear Polarization	
Gain	Peak	3.3 (typical)	dBi
	Efficiency	79 (typical)	%

5.3 Return Loss (S_{11})

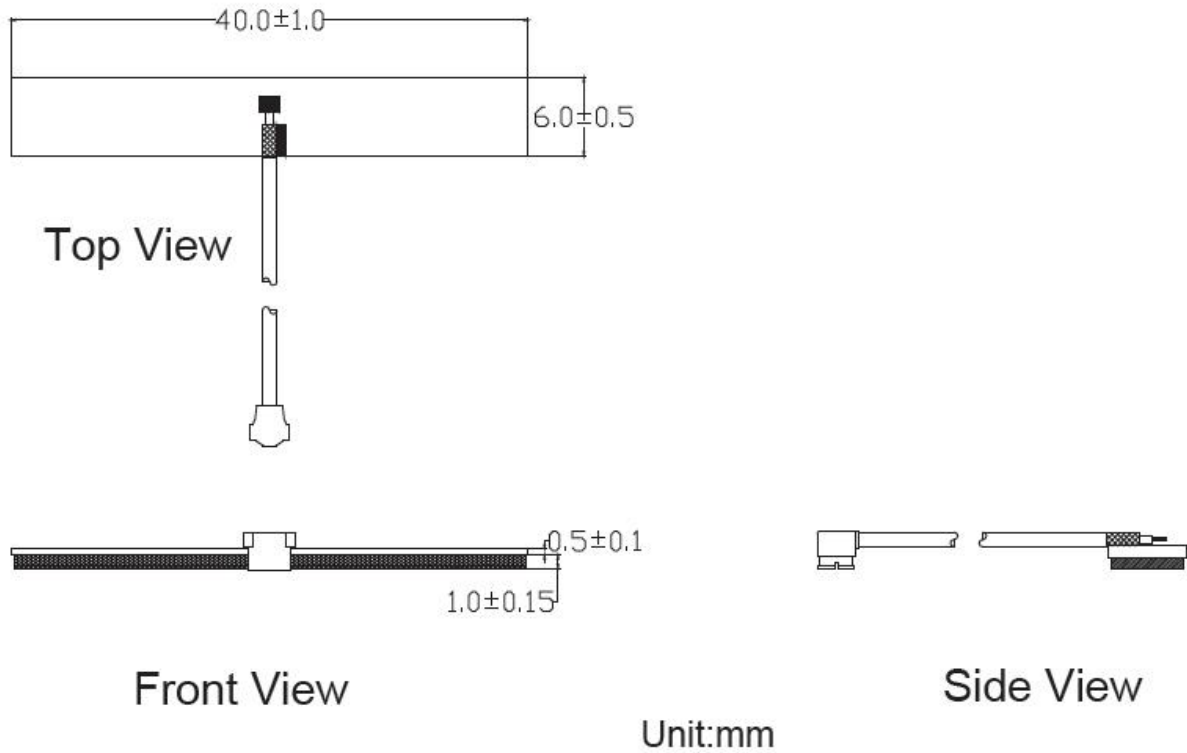


5.4 Smith Chart (S_{11})



6 Antenna Dimensions (unit: mm)


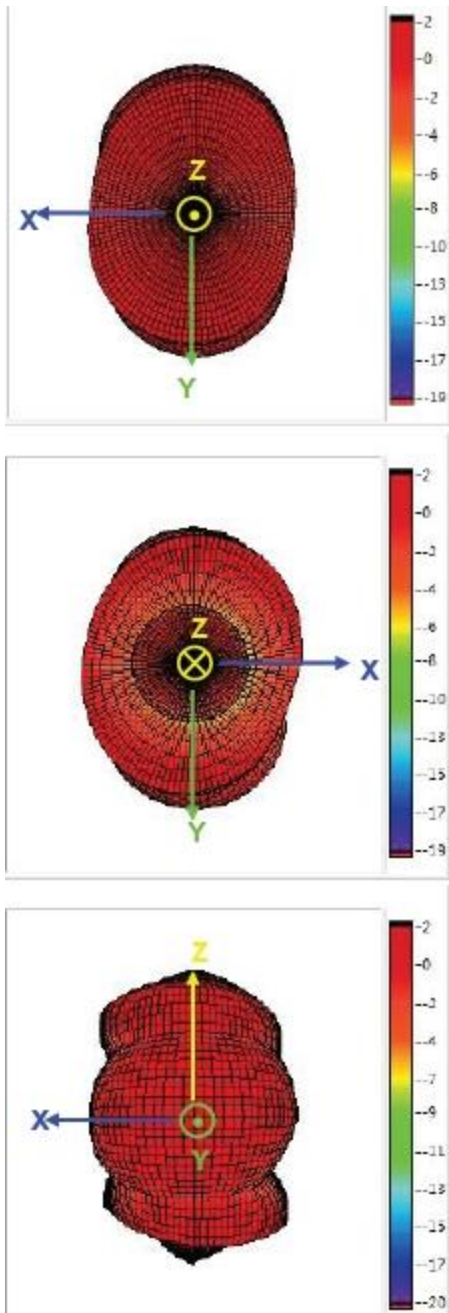
Our standard cable length is 90mm long. Custom cable lengths can be special order by request.



7 Radiation Pattern

7.1 2400-2500 MHz Band

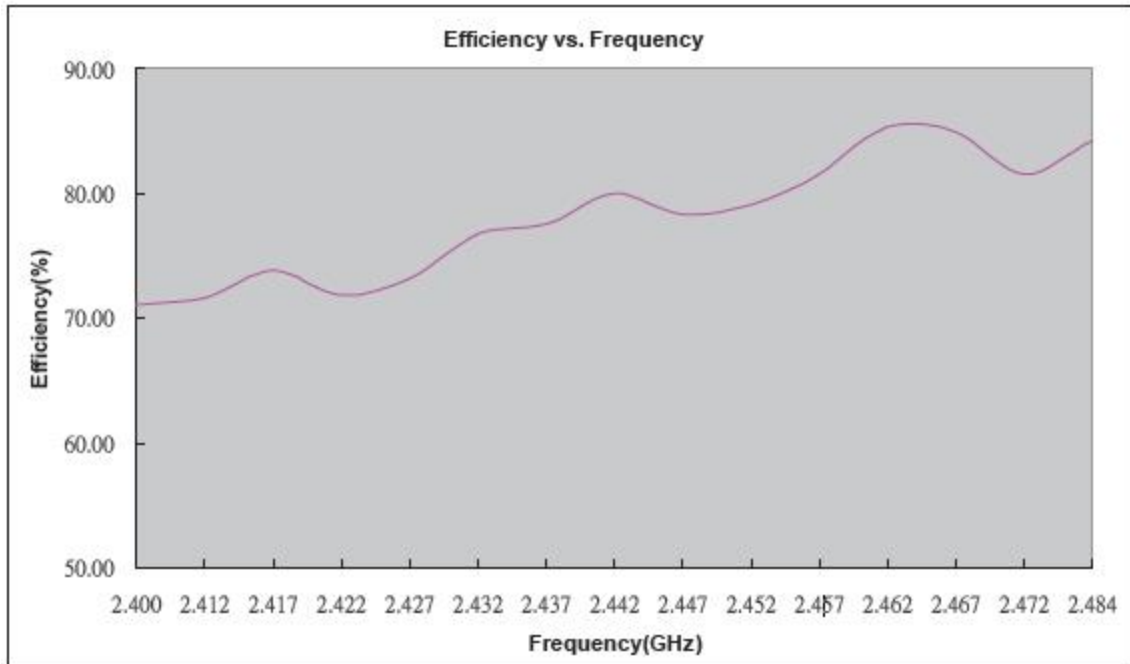
7.1.1 3D Gain Pattern at 2442 MHz



7.1.2 Efficiency Table


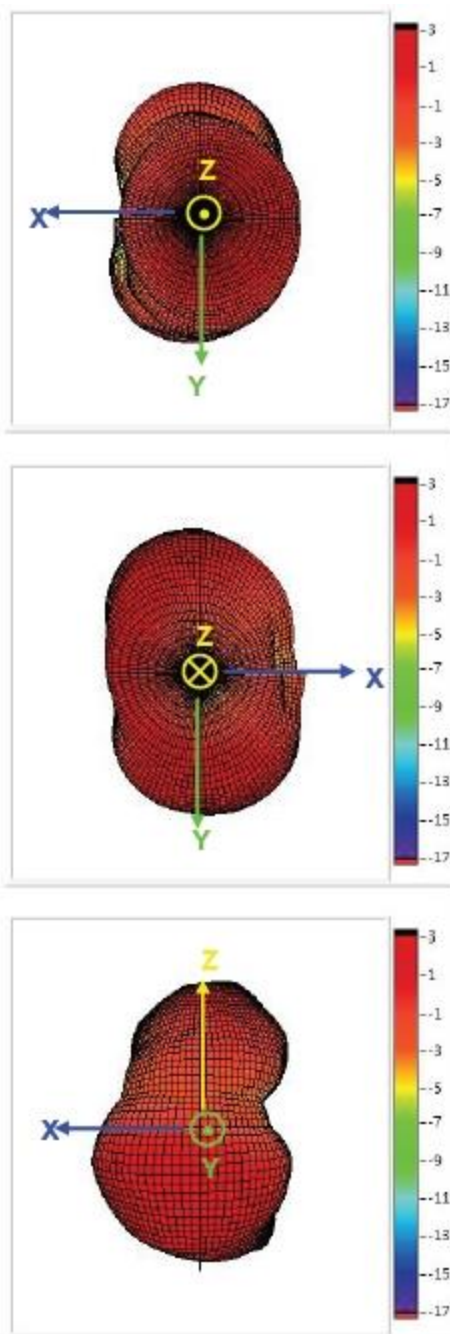
Frequency(GHz)	2.400	2.412	2.417	2.422	2.427	2.432	2.437	2.442	2.447	2.452	2.457	2.462	2.467	2.472	2.484
Efficiency(dB)	-1.49	-1.45	-1.32	-1.44	-1.36	-1.15	-1.11	-0.97	-1.06	-1.02	-0.89	-0.69	-0.71	-0.89	-0.75
Efficiency (%)	70.96	71.61	73.79	71.78	73.11	76.74	77.45	79.98	78.31	79.10	81.51	85.26	84.83	81.51	84.20
Gain(dBi)	2.11	2.21	2.34	2.26	2.33	2.49	2.52	2.68	3.07	3.21	3.50	3.73	3.69	3.39	3.42

7.1.3 Efficiency vs. Frequency

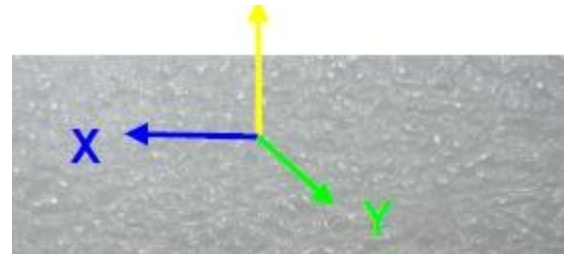
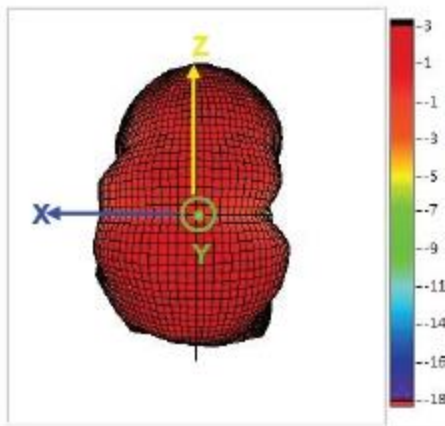
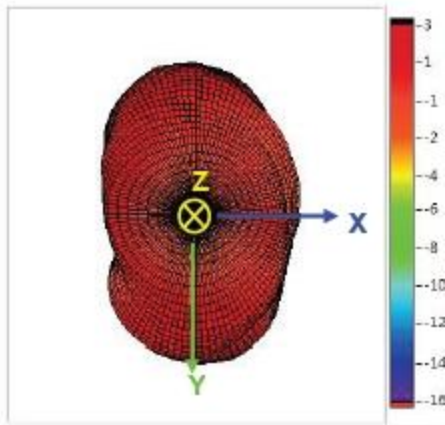
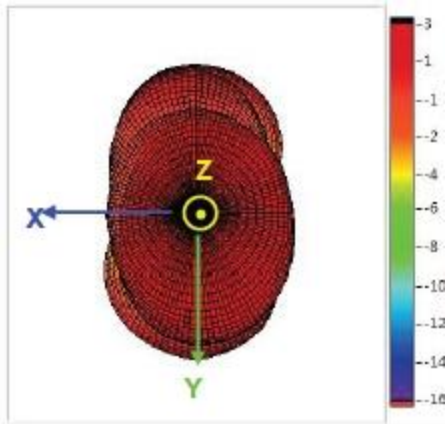


7.2 4900-5900 MHz Band

7.2.1 3D Gain Pattern at 5150 MHz




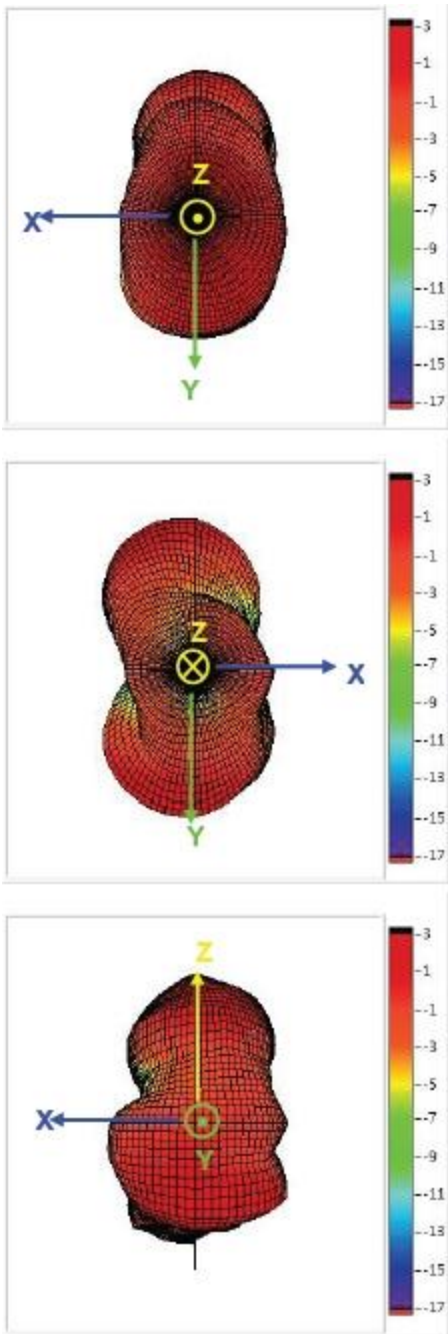
7.2.2 3D Gain Pattern at 5350 MHz




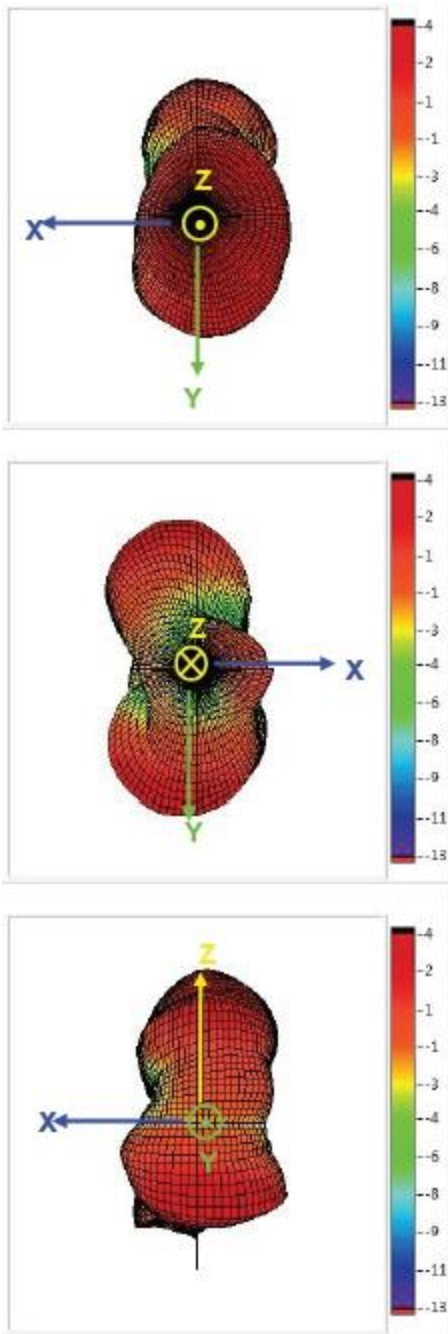
Inventek W2, 4-5P-U



7.2.3 3D Gain Pattern at 5700 MHz



7.2.4 3D Gain Pattern at 5850 MHz

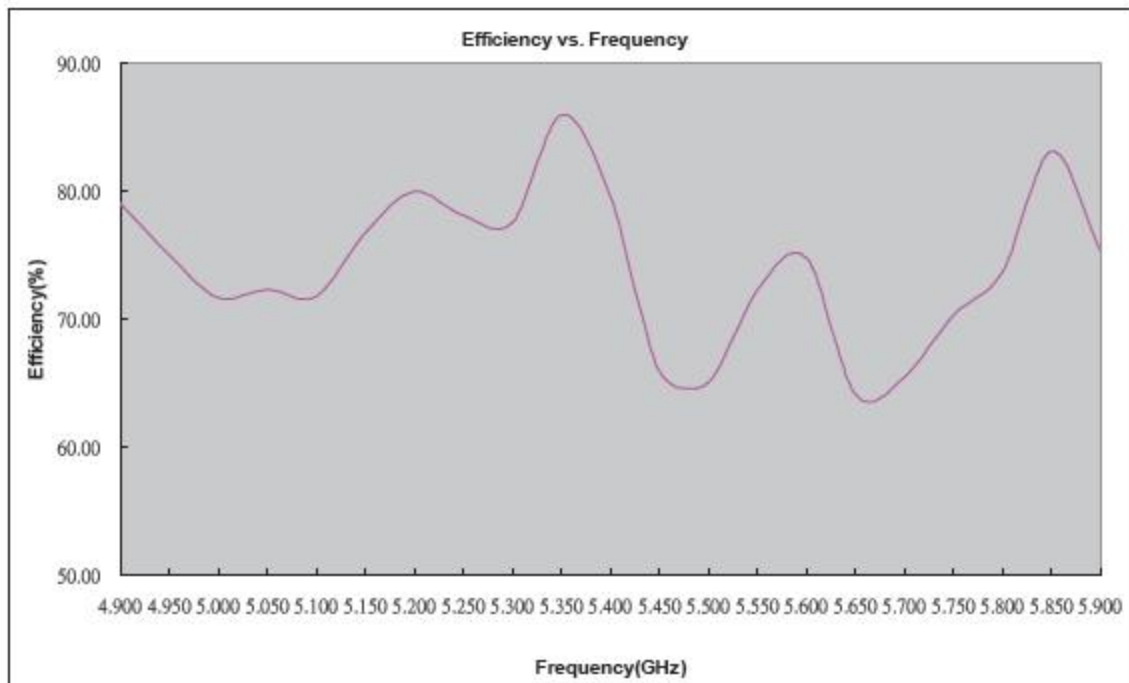


7.2.5 Efficiency Table

Frequency(GHz)	4.900	4.950	5.000	5.050	5.100	5.150	5.200	5.250	5.300	5.350	5.400
Efficiency(dB)	-1.02	-1.25	-1.45	-1.41	-1.44	-1.15	-0.97	-1.07	-1.11	-0.66	-0.99
Efficiency (%)	79.07	74.99	71.61	72.28	71.78	76.74	79.98	78.10	77.50	85.95	76.62
Gain(dBi)	3.23	2.74	2.30	2.56	2.83	3.20	3.46	3.72	3.30	3.39	3.36

Frequency(GHz)	5.450	5.500	5.550	5.600	5.650	5.700	5.750	5.800	5.850	5.900
Efficiency(dB)	-1.81	-1.87	-1.41	-1.26	-1.93	-1.85	-1.53	-1.33	-0.80	-1.23
Efficiency (%)	65.92	65.01	72.28	74.82	64.09	65.37	70.31	73.62	83.11	75.34
Gain(dBi)	2.47	2.97	3.49	3.79	2.60	3.06	3.74	3.91	5.18	3.98

7.2.6 Efficiency vs. Frequency



8 RoHS

Restriction of Hazardous Substances (RoHS) directive has come into force since 1st July 2006 all electronic products sold in the EU must be free of hazardous materials, such as lead.

9 Revision Control

Document : W2.4-5P-U	2.4_5GHz Dual Band Wi-Fi antenna
Internal Release	DOC-DS-20080

Date	Author	Revision	Comment
7/16/2014	KMT	1.0	Preliminary

10 Contact Information

Inventek Systems
 2 Republic Road
 Billerica Ma, 01862
 Tel: 978-667-1962
Sales@inventeksys.com

www.inventeksys.com

Inventek Systems reserves the right to make changes without further notice to any products or data herein to improve reliability, function, or design. The information contained within is believed to be accurate and reliable. However Inventek Systems does not assume any liability arising out of the application or use of this information, nor the application or use of any product or circuit described herein, neither does it convey any license under its patent rights nor the rights of others.