



Chipsmall Limited consists of a professional team with an average of over 10 year of expertise in the distribution of electronic components. Based in Hongkong, we have already established firm and mutual-benefit business relationships with customers from,Europe,America and south Asia,supplying obsolete and hard-to-find components to meet their specific needs.

With the principle of “Quality Parts,Customers Priority,Honest Operation,and Considerate Service”,our business mainly focus on the distribution of electronic components. Line cards we deal with include Microchip,ALPS,ROHM,Xilinx,Pulse,ON,Everlight and Freescale. Main products comprise IC,Modules,Potentiometer,IC Socket,Relay,Connector.Our parts cover such applications as commercial,industrial, and automotives areas.

We are looking forward to setting up business relationship with you and hope to provide you with the best service and solution. Let us make a better world for our industry!



Contact us

Tel: +86-755-8981 8866 Fax: +86-755-8427 6832

Email & Skype: info@chipsmall.com Web: www.chipsmall.com

Address: A1208, Overseas Decoration Building, #122 Zhenhua RD., Futian, Shenzhen, China



JST

Hand crimping tool
Type: WC-610

Features

Parallel action
operation

Ratchet release

Easy readjustment
of load

Contact locator with
insulation-stop

Precisely ground
profiles

Ergonomic soft grips
colour: green

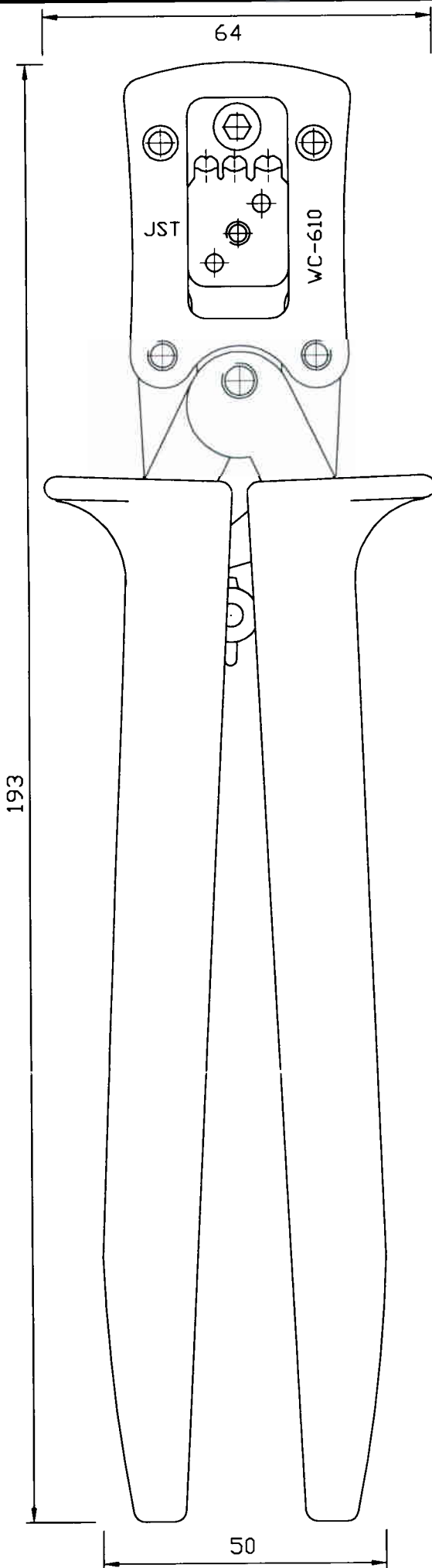
Fully recyclable

Applicable terminal:
< >PHD-001T-(P)0.5

Cross section range:
Profile 1: 26 AWG
Profile 2: 22 AWG
Profile 3: 24 AWG

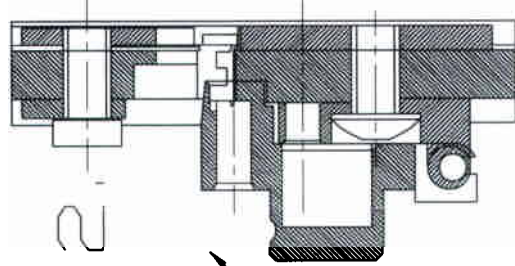
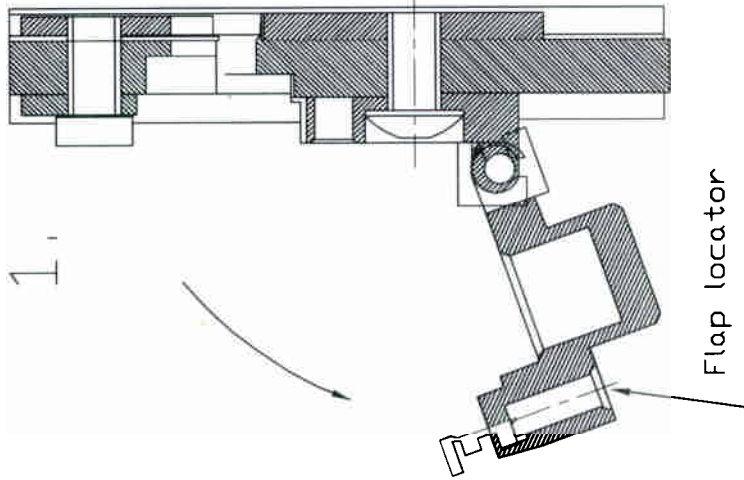
Crimp height specification
26 AWG - 0.65mm
24 AWG - 0.70mm
22 AWG - 0.75mm

Operating instructions see overleaf



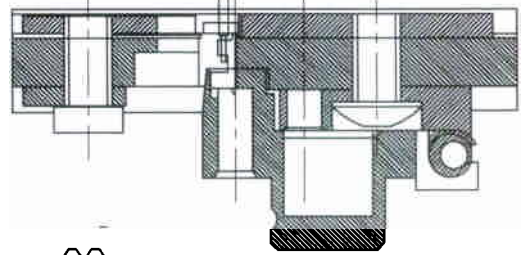
OPERATION INSTRUCTIONS

1. Open flap locator and insert contact up to stop.
2. Close flap locator.



3. Close handtool until first ratchet.

4. Insert wire up to stop.



5. Close handtool until the ratchet releases.

6. Open flap locator and carefully remove the wire.

