



Chipsmall Limited consists of a professional team with an average of over 10 year of expertise in the distribution of electronic components. Based in Hongkong, we have already established firm and mutual-benefit business relationships with customers from,Europe,America and south Asia,supplying obsolete and hard-to-find components to meet their specific needs.

With the principle of "Quality Parts,Customers Priority,Honest Operation,and Considerate Service",our business mainly focus on the distribution of electronic components. Line cards we deal with include Microchip,ALPS,ROHM,Xilinx,Pulse,ON,Everlight and Freescale. Main products comprise IC,Modules,Potentiometer,IC Socket,Relay,Connector.Our parts cover such applications as commercial,industrial, and automotives areas.

We are looking forward to setting up business relationship with you and hope to provide you with the best service and solution. Let us make a better world for our industry!



Contact us

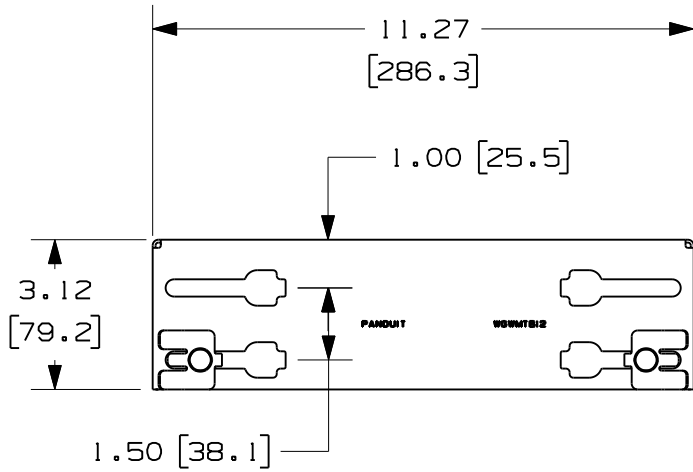
Tel: +86-755-8981 8866 Fax: +86-755-8427 6832

Email & Skype: info@chipsmall.com Web: www.chipsmall.com

Address: A1208, Overseas Decoration Building, #122 Zhenhua RD., Futian, Shenzhen, China



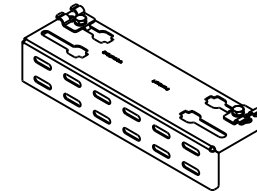
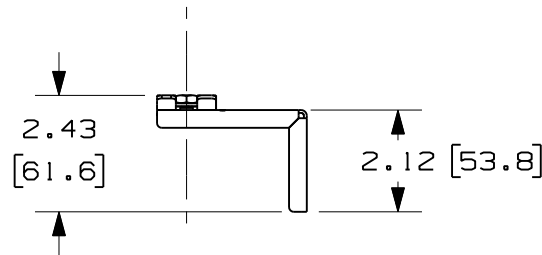
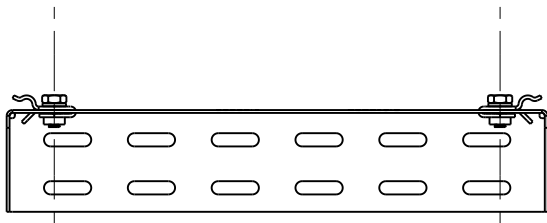
THIS COPY IS PROVIDED ON A RESTRICTED BASIS AND IS NOT TO BE USED IN ANY WAY DETRIMENTAL TO THE INTERESTS OF PANDUIT CORP.



PANDUIT PART NUMBER	WEIGHT
WGWMTB12	.99 LBS (448 g)

NOTES:

- SEE CURRENT CATALOG FOR PART NUMBER DESIGNATION FOR TYPE AND COLOR.
- WYR-GRID WALL MOUNT BRACKETS MOUNT TO A VERTICAL SURFACE, SUCH AS A WALL, TO SUPPORT WYR-GRID PATHWAY.
- EACH PACKAGE CONSISTS OF:
 - (1) WYR-GRID WALL MOUNT BRACKET
 - (2) WYR-GRID QUICK LOCK CLIP
 - (2) 1/4-20x1/2 HEX HEAD CAP SCREW
 - (2) 1/4 HELICAL SPRING LOCKWASHER
- DIMENSIONS IN PARENTHESE ARE METRIC.



CAD FILENAME/LAYERS 09D017AN_DC/03C WGWMTB12

PANDUIT CORP. TINLEY PARK, ILLINOIS

WYR-GRID 12" WALL MOUNT TERMINATION BRACKET CUSTOMER DRAWING

UNLESS OTHERWISE SPECIFIED, DIMENSIONAL TOLERANCES ARE:
 (.X) ± (.XXX) ±
 (.XX) ±.05 [1.3] ANGLES ± 5°

UNLESS OTHERWISE SPECIFIED, ALL DIMENSIONS ARE GIVEN IN INCHES, THIRD ANGLE PROJECTION.

REV	DATE	BY	CHK	DESCRIPTION	ECN	R	CUST	SUP
2	1-14-11	ERK	DWW	RELEASED TO PRODUCTION	09D017AN-DC		RN	
1	9-27-10	JAHA	DWW	B. REVISED DRAWING NAME A. REVISED GENERAL NOTE				
R	6-10-10	JCST	DWW	DRAWING RELEASED	-----	--		

DRAWN BY JCST DATE 06/10/10 CHK'D DWW	MAT'L: STEEL	SCALE NONE DRAWING NO. 09D017AN-DC DWG A SIZE
--	---------------------	---