



Chipsmall Limited consists of a professional team with an average of over 10 year of expertise in the distribution of electronic components. Based in Hongkong, we have already established firm and mutual-benefit business relationships with customers from,Europe,America and south Asia,supplying obsolete and hard-to-find components to meet their specific needs.

With the principle of “Quality Parts,Customers Priority,Honest Operation,and Considerate Service”,our business mainly focus on the distribution of electronic components. Line cards we deal with include Microchip,ALPS,ROHM,Xilinx,Pulse,ON,Everlight and Freescale. Main products comprise IC,Modules,Potentiometer,IC Socket,Relay,Connector.Our parts cover such applications as commercial,industrial, and automotives areas.

We are looking forward to setting up business relationship with you and hope to provide you with the best service and solution. Let us make a better world for our industry!



Contact us

Tel: +86-755-8981 8866 Fax: +86-755-8427 6832

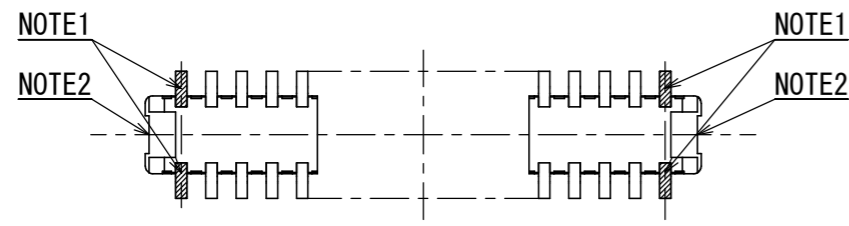
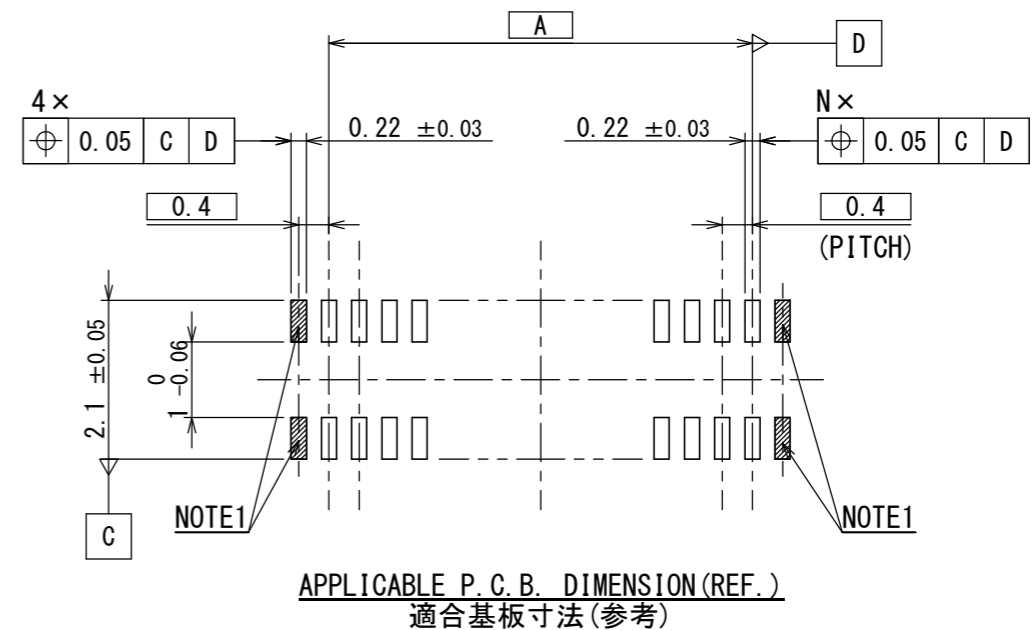
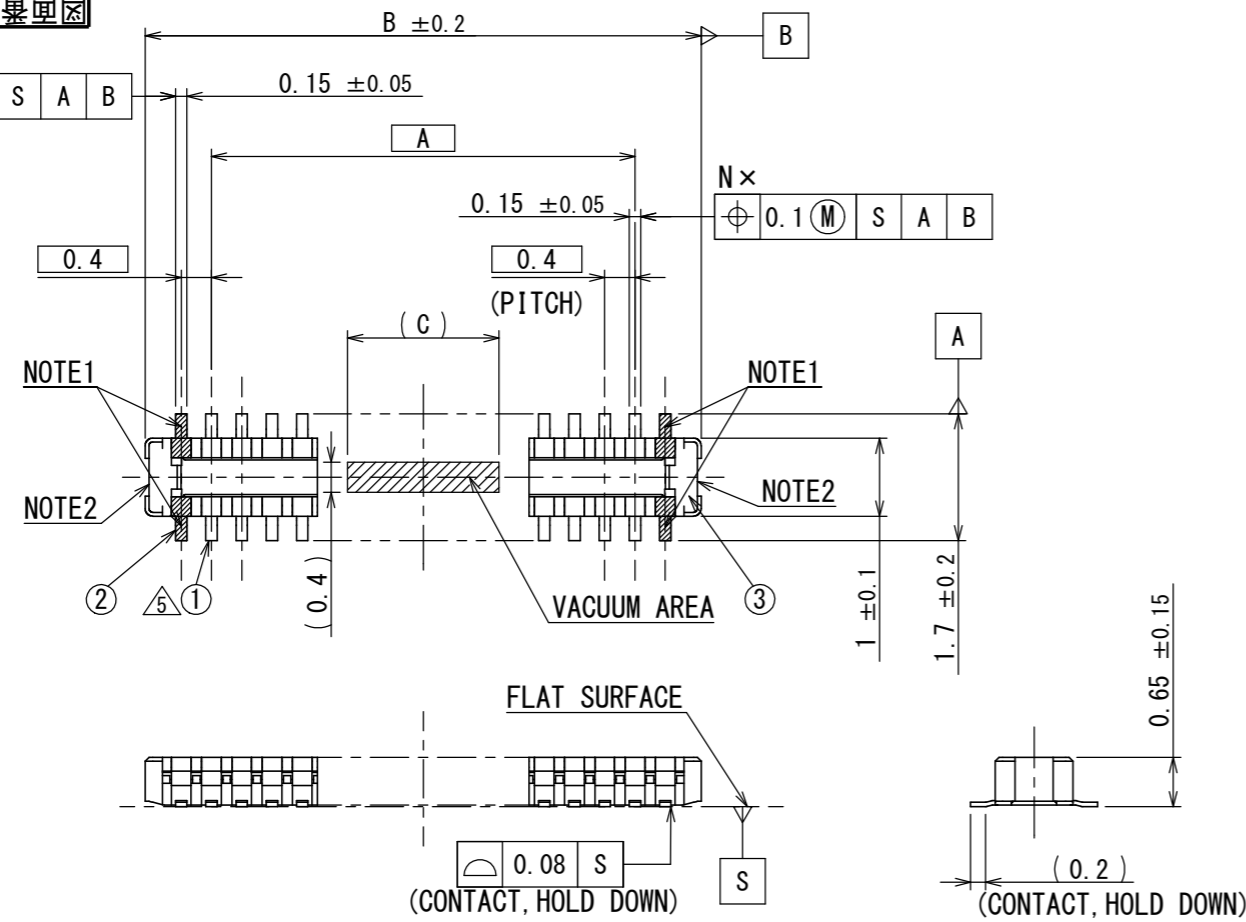
Email & Skype: info@chipsmall.com Web: www.chipsmall.com

Address: A1208, Overseas Decoration Building, #122 Zhenhua RD., Futian, Shenzhen, China



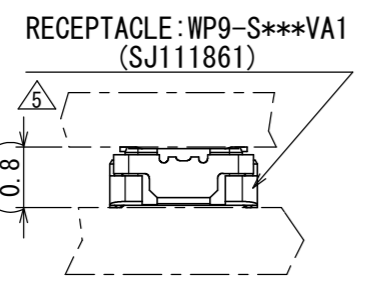
698111CS
(DRAWING)台異異図

版数 VER.	年月日 DATE	CN NO.	変更内容 DESCRIPTION	製図 DR.	担当 CHK.	査問 APPD.	承認 APPD.
2	01/NOV/2011	000719	ADDED ITEM	—	K. NAKATA	T. NISHIMURA	H. OBIKANE
3	08/AUG/2012	003622	ADDED ITEM	—	K. NAKATA	T. NISHIMURA	H. OBIKANE
4	13/FEB/2013	005363	ADDED ITEM	—	Y. TAKENAGA	T. NISHIMURA	H. OBIKANE
5	16/DEC/2013	008381	CORRECT AN ERROR	Y. MORI	T. OMODACHI	T. NISHIMURA	H. OBIKANE

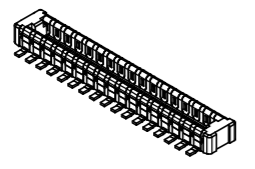


NOTE1. MECHANICAL HOLD DOWNS IN FOUR CORNERS. (NOT FOR ELECTRICAL CONNECTION).
X PIN CONNECTOR HAS X+4 PIN CONTACTS. e.g. 30 PIN CONNECTOR HAS 34 PIN.
NOTE2. IT'S NOT ALWAYS TRUE THAT ALL HAS BUMP IN THE BOTH ENDS OF THIS AREA,
BUT THERE IS NO CHANGE ON DIMENSION OF EXTERNAL SHAPE.

注1. 四隅はホールドダウンである。(電気的接続不可)
例：30(N)芯のコネクタは、34(N+4)芯分のSMT端子を保有する。
注2. 両端の本箇所形状は段差が無い場合もありますが、外形寸法等に変更はありません。



MATED CONDITION (REF.)
嵌合状態図 (参考)



Isometric View (REF.)
斜視図 (参考)

TABLE 1

N (PIN)	A	B	C
10	1.6	3.35	2.0
14	2.4	4.15	2.0
20	3.6	5.35	2.0
24	4.4	6.15	2.0
30	5.6	7.35	5.0
32	6.0	7.75	5.0
40	7.6	9.35	5.0
60	11.6	13.35	5.0

符号 NO.	名称 DESCRIPTION	個数 QTY.	材料 MATERIAL	仕上 FINISH	備考 REMARKS
3	INSULATOR インシュレータ	1	HEAT RESISTING PLASTICS 耐熱プラスチック	—	—
2	HOLD DOWN ホールドダウン	4	COPPER ALLOY 銅合金	GOLD PLATING OVER NICKEL Ni上Auめっき	TERMINAL AREA: GOLD (0.05 μmMIN)
1	CONTACT コンタクト	N	COPPER ALLOY 銅合金	GOLD PLATING OVER NICKEL Ni上Auめっき	CONTACT AREA: GOLD (0.1 μmMIN) TERMINAL AREA: GOLD (0.05 μmMIN)

仕様書 (SPECIFICATION) JACS-10819-*	第1版 (ORIGINAL DATE) 28/JUN/2011	尺度 (SCALE) 10 : 1	シリーズ (SERIES) WP9	日本航空電子工業株式会社
一般公差 (GENERAL TOLERANCE) 寸法 (DIMENSION) × ± 0.8 ×× ± 0.4 ××× ± 0.1 ×××× ±	角度 (ANGLES) ×° ± ×°×' ±	製図 DR. —	名称 (TITLE) WP9-P***VA1	JAPAN AVIATION ELECTRONICS INDUSTRY, LTD.
担当 CHK. K. NAKATA	査問 APPD. T. NISHIMURA	承認 APPD. H. OBIKANE	質量 (MASS) —	図面番号 (DRAWING NO.) SJ111859

WISDOM承認 2013/12/17

DCF-C-212H(12.08)

SIZE A3
版数 (VER.)
5