



Chipsmall Limited consists of a professional team with an average of over 10 year of expertise in the distribution of electronic components. Based in Hongkong, we have already established firm and mutual-benefit business relationships with customers from,Europe,America and south Asia,supplying obsolete and hard-to-find components to meet their specific needs.

With the principle of "Quality Parts,Customers Priority,Honest Operation,and Considerate Service",our business mainly focus on the distribution of electronic components. Line cards we deal with include Microchip,ALPS,ROHM,Xilinx,Pulse,ON,Everlight and Freescale. Main products comprise IC,Modules,Potentiometer,IC Socket,Relay,Connector.Our parts cover such applications as commercial,industrial, and automotives areas.

We are looking forward to setting up business relationship with you and hope to provide you with the best service and solution. Let us make a better world for our industry!



Contact us

Tel: +86-755-8981 8866 Fax: +86-755-8427 6832

Email & Skype: info@chipsmall.com Web: www.chipsmall.com

Address: A1208, Overseas Decoration Building, #122 Zhenhua RD., Futian, Shenzhen, China



SPECIFICATION FOR APPROVAL

Customer :

Description : Magnetic Transducer

Soberton Part No. : WST-0905S

Date : 2008-10-13

Customer Model No. :

Date of Approval	
Authorization Signature	

Soberton Inc.

**211 N. First Street
Minneapolis, MN. 55401**

612-849-6205

[Http://www.soberton.com](http://www.soberton.com) E-mail : info@soberton.com

Approved	Checked	Design
Ryan 2008/10/01	Wang Cheng 2008/10/01	Song Qi 2008/10/01

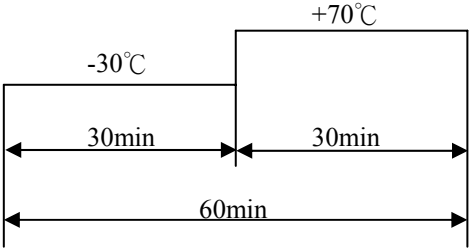
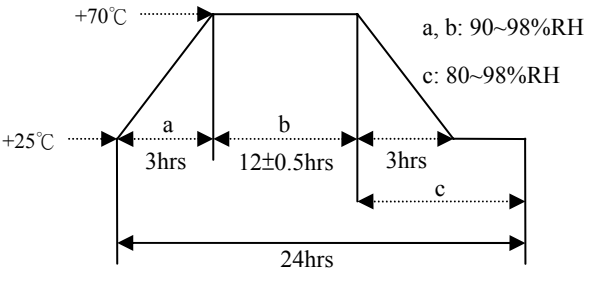
This specification applies magnetic transducer, WST-0905S

B:SPECIFICATION

■ Test condition: TEMP=+25±2 °C Related humidity=65±5% Air pressure:860-1060mbar

NO.	Item	Unit	Specification	Condition
1	Rated Voltage	V _{DC}	5.0	
2	Operating Voltage	V _{DC}	4.0 – 6.0	
3	Mean Current	mA	Max. 35	Applying rated voltage.
4	Sound Output	dBA	83 at 10cm	Distance at 10cm(A-weight free air), Applying rated voltage.
5	Rated Frequency	Hz	2730±300	
6	Operating Temp	°C	-20 ~ +60	
7	Storage Temp	°C	-30 ~ +70	
8	Dimension	mm	Φ 9.6 × H 5.0	See attached drawing.
9	Weight	gram	1.0	
10	Material		PPO (Black)	
11	Terminal		Pin type	See attached drawing
12	Environmental Protection Regulation		RoHS Compliant	
13	Storage life	month	3	3 months preservation at room temp(25±3°C), Humidity40%

C:ENVIRONMENT TEST

No.	Item	Test condition	Evaluation standard
1	High temp. test	After being placed in a chamber at +70°C for 96 hours.	After the test the part shall meet specifications without any degradation in appearance and performance except SPL. after 4 hours at +25°C, The SPL shall be in ± 10 dBA compared with initial one.
2	Low temp. test	After being placed in a chamber at -30°C for 96 hours.	
3	Thermal shock	The part shall be subjected to 10 cycles. One cycle shall consist of; 	
4	Temp. / Humidity Cycle	The part shall be subjected to 10 cycle and consist of; 	

D: RELIABILITY TEST

No.	Item	Test condition	Evaluation standard
1	Operating life test	□ Applying rated voltage, rated frequency, square wave, 1/2 duty cycle : Ordinary temperature The part shall be subjected to 96 hours at room temperature.	After the test the part shall meet specifications without any degradation in appearance and performance except SPL. after 4 hours at +25°C, The SPL shall be in ± 10 dBA compared with initial one.

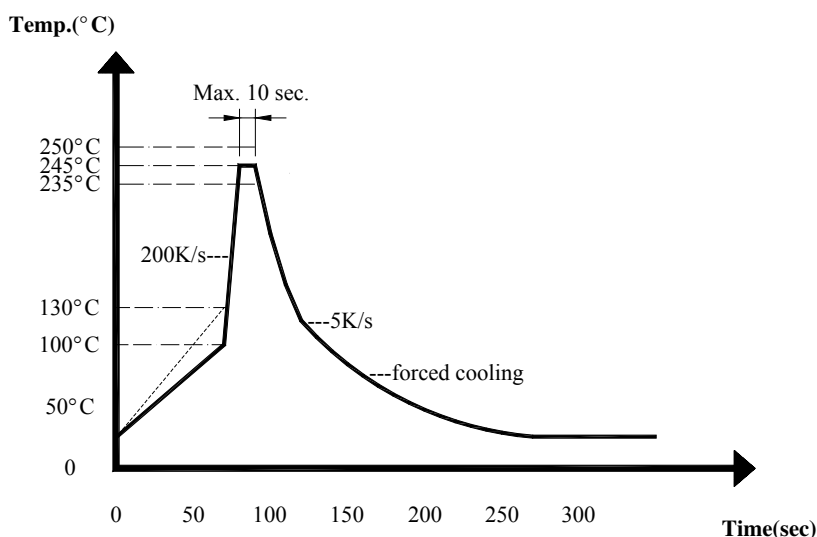
TEST CONDITION.

Standard Test Condition : a)Temperature: +5~+35°C b)Humidity:45~85% c)Pressure: 860~1060mbar

Judgment Test Condition :a)Temperature:+25±2°C b)Humidity:60~70% c)Pressure: 860~1060mbar

No	Item	Test condition	Evaluation standard
1	Solder ability	Lead terminal are immersed in rosin for 5 seconds and then immersed in Solder bath of +260±5°C for 3±0.5 second	95% Min. lead terminals shall be wet with solder
2	Soldering Heat Resistance	Lead terminal are immersed in soldering bath of +260±5°C for 5±0.5 Second.	No interference in operation
3	Hand Soldering Heat Resistance	Lead terminal are soldering of +350±5°C, 2.0±0.5 Second.	
4	Terminal Mechanical Strength	Apply the terminal with 9.8N(1kg) strength for 10±1 sec.	No damage and cutting off
5	Vibration	The part shall be subjected to a vibration cycle of 10Hz to 55Hz in a period of 1 minute. Total peak amplitude shall be 1.52mm(9.3G). The vibration test shall consist of 2 hours per axis in each three axes(X、Y、Z).	After the test the part shall meet specifications without any damage in appearance and performance except SPL. The SPL shall be in ± 10 dBA compared with initial one.
6	Drop test	The part only shall be dropped from a height of 75cm onto a 40mm thick wooden board 1 times.	

* Wave Soldering profile of lead-free

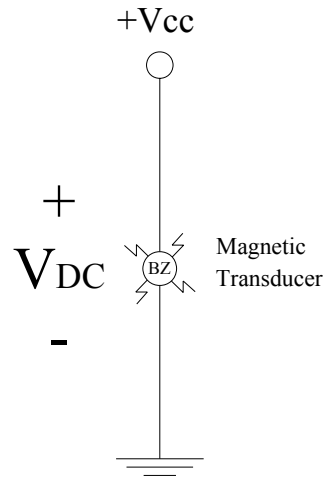


Recommendable wave soldering condition is as follows.

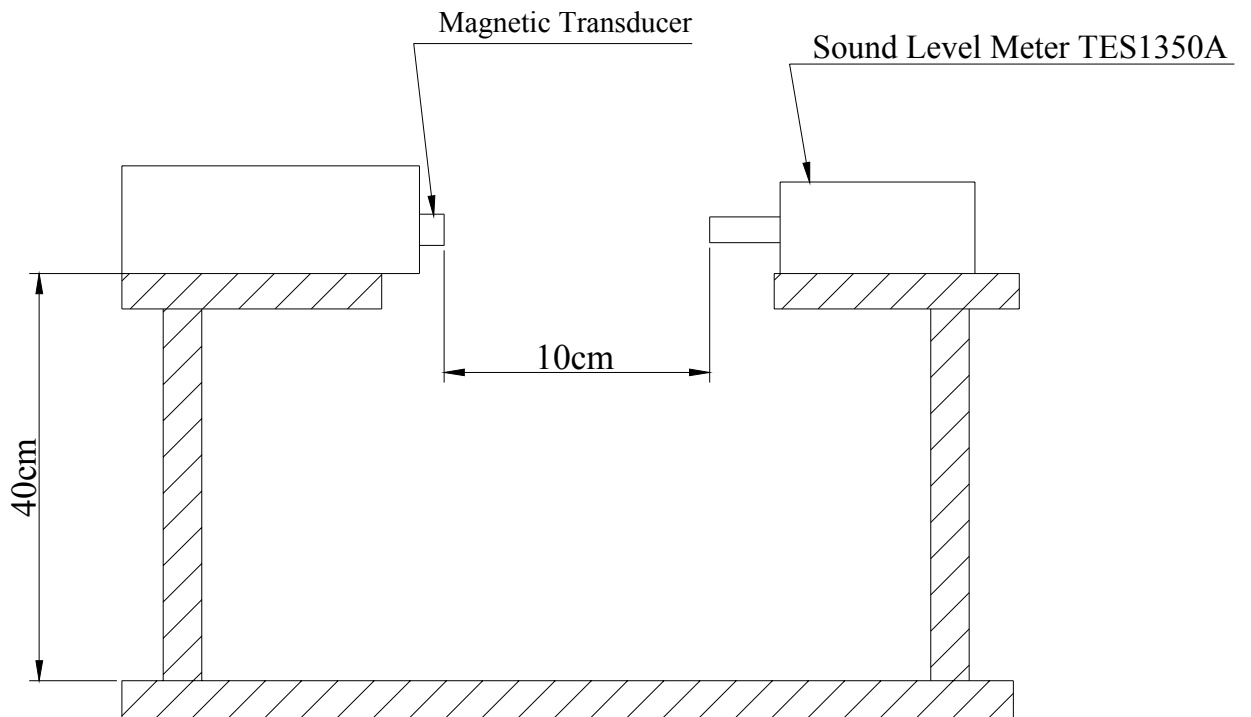
Note 1: It is requested that wave soldering should be executed after heat of product goes down to normal temperature.

Note 2: Peak wave temperature of 235°C ~ 250°C maximum of 10 sec. .

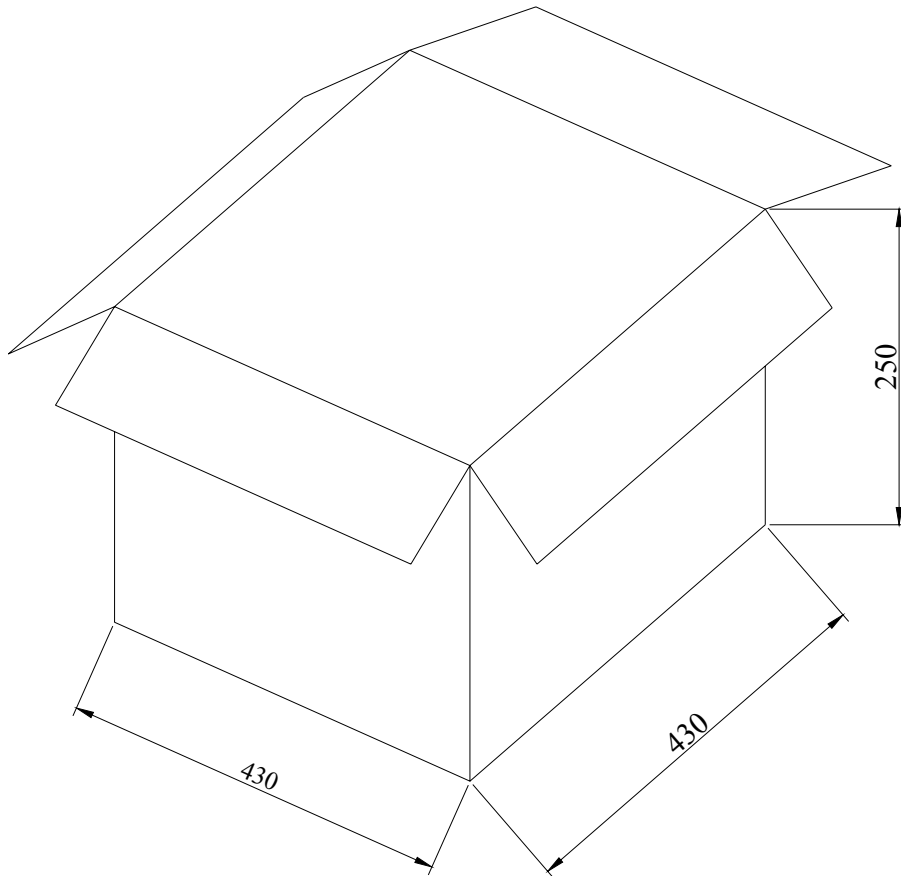
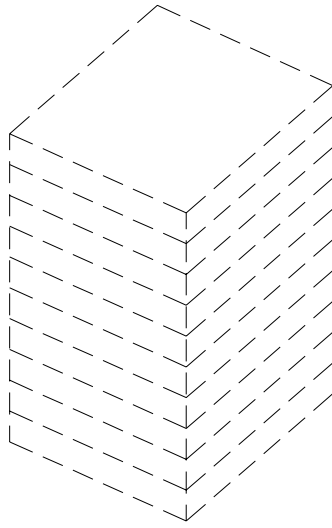
F: MEASUREMENT METHOD



G: INSPECTION FIXTURE



H: PACKING



Packing	Dimension (mm)	Quantity (piece)
1 Tray	190 * 190 * 25	100 pcs
10 Tray	210 * 210 * 220	1,000 pcs
1 Carton	430 * 430 * 250	4,000 pcs

