



Chipsmall Limited consists of a professional team with an average of over 10 year of expertise in the distribution of electronic components. Based in Hongkong, we have already established firm and mutual-benefit business relationships with customers from,Europe,America and south Asia,supplying obsolete and hard-to-find components to meet their specific needs.

With the principle of “Quality Parts,Customers Priority,Honest Operation,and Considerate Service”,our business mainly focus on the distribution of electronic components. Line cards we deal with include Microchip,ALPS,ROHM,Xilinx,Pulse,ON,Everlight and Freescale. Main products comprise IC,Modules,Potentiometer,IC Socket,Relay,Connector.Our parts cover such applications as commercial,industrial, and automotives areas.

We are looking forward to setting up business relationship with you and hope to provide you with the best service and solution. Let us make a better world for our industry!



Contact us

Tel: +86-755-8981 8866 Fax: +86-755-8427 6832

Email & Skype: info@chipsmall.com Web: www.chipsmall.com

Address: A1208, Overseas Decoration Building, #122 Zhenhua RD., Futian, Shenzhen, China



SMPTE & ARIB HDTV CONNECTION SYSTEM CONNECTORS, CABLES AND MEDIA CONVERTERS



Precision modular connectors to suit your application

Since its creation in Switzerland in 1946 the LEMO Group has been recognized as a global leader of circular Push-Pull connectors and connector solutions. Today LEMO and its affiliated companies, REDEL and COELVER, are active in more than 80 countries with the help of over 40 subsidiaries and distributors.

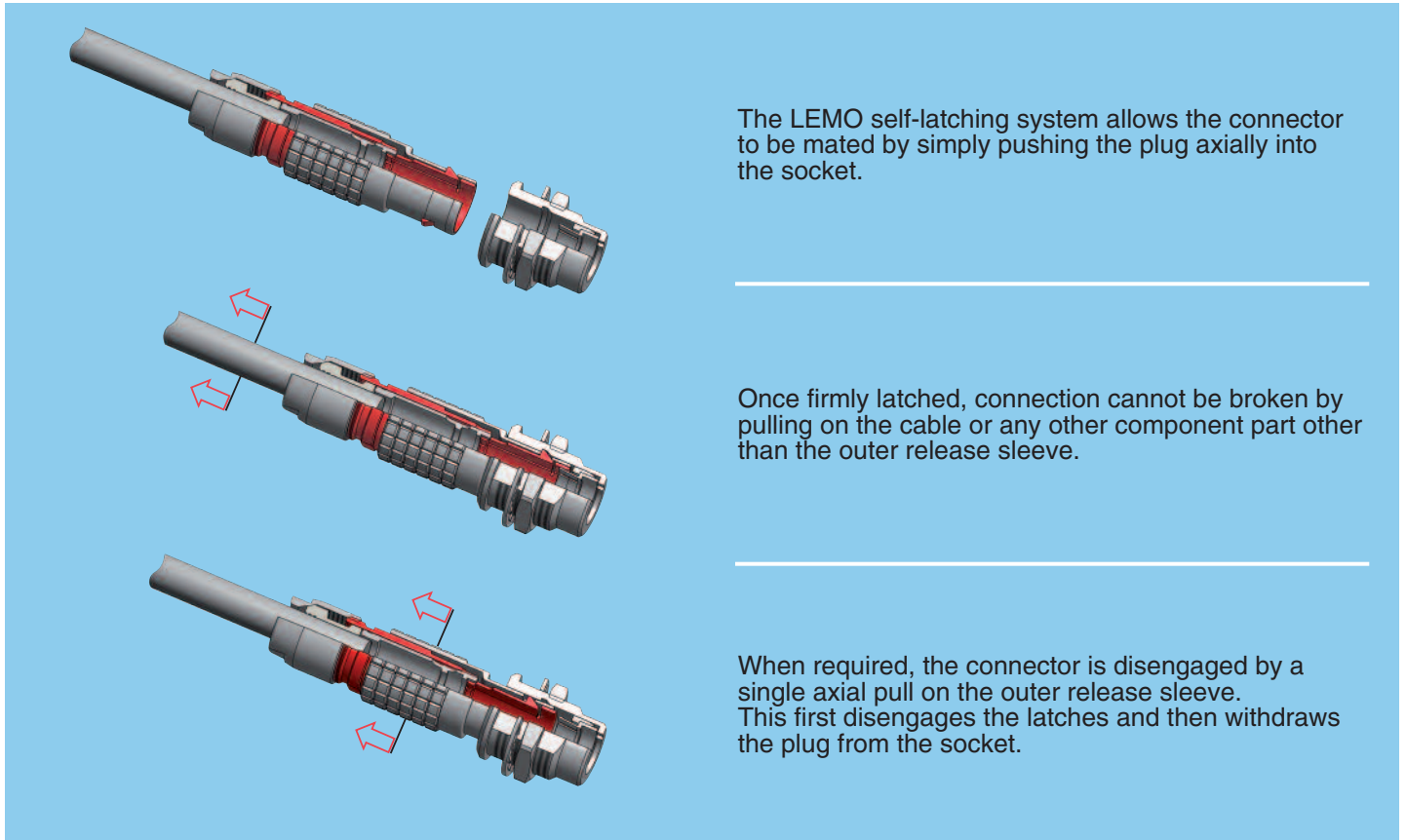
Over 75'000 connectors

The modular design of the LEMO range provides over 75'000 connectors from miniature \varnothing 3 mm to \varnothing 50 mm, capable of handling cable diameters up to 30 mm and for up to 114 contacts.

This vast portfolio enables you to select the ideal connector configuration to suit almost any specific requirement in most markets, including medical devices, test and measurement instruments, machinery, audio video broadcast, telecommunications and military.

LEMO's Push-Pull Self-Latching Connection System


This self-latching system is renowned worldwide for its easy and quick mating and unmating features. It provides absolute security against vibration, shock or pull on the cable, and facilitates operation in a very limited space.



UL Recognition

LEMO connectors are recognized by the Underwriters Laboratories (UL). The approval of the complete system (LEMO connector, cable and your equipment) will be easier because LEMO connectors are recognized.

CE marking

CE marking means that the appliance or equipment bearing it complies with the protection requirements of one or several European safety directives. CE marking  applies to complete products or equipment, **but not to electromechanical components, such as connectors.**

RoHS

LEMO connector specifications conforms the requirements of the RoHS directive (2011/65/EU) of the European Parliament and the latest amendments. This directive specifies the restrictions of the use of hazardous substances in electrical and electronic equipment marketed in Europe.

DISCLAIMER The information contained within this catalog and the functions offered are intended to provide information about products. All reasonable efforts have been made to ensure the accuracy of the information. However, LEMO cannot be held responsible for any errors. LEMO does not warrant the accuracy and reserves the right to make changes to the catalog and its functions at any time without notice.

Table of Contents

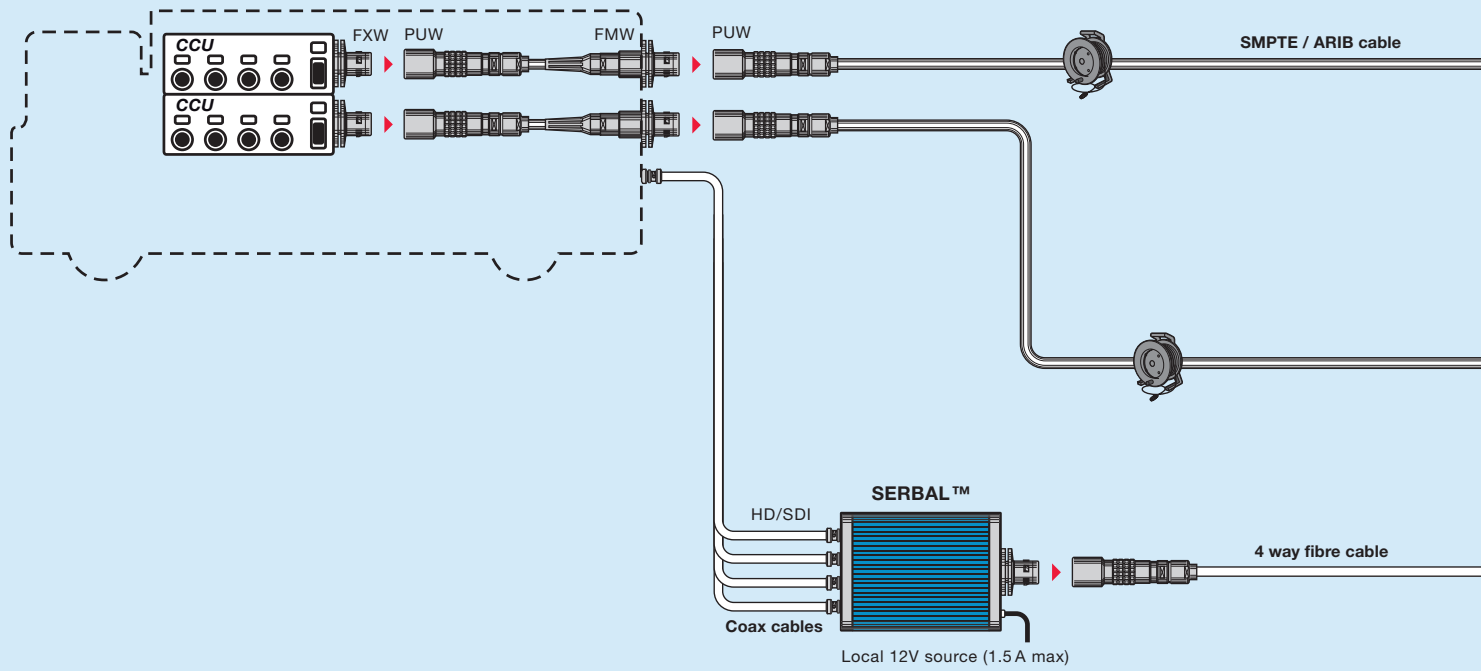
HDTV System Overview	4
LEMO pioneered and set the standard for HDTV	6
3K.93C series	
Interconnections	7
Part section showing internal components	8
Technical characteristics	8
Part number example	9
Models	10
Insert configurations	12
Fibre optic contact	12
Accessories	13
Patch panel	15
Tooling	16
NORTHWIRE™ HDTV cables	
NORTHWIRE hybrid camera cable according to SMPTE 311 and ARIB standards	17
Hybrid HDTV fibre optic cable part number	18
Cable assembly	19
SMPTE 311M standard cable assemblies	22
ARIB cable standard cable assemblies	22
MEERKAT™ HD converter	
A compact solution for Sony® SD, Grass Valley™ (Thomson®) SD/HD camera based systems	23
Technical characteristics	24
List of SD or HD compatible cameras	24
Local camera power	25
Accessories	26
SERBAL™ converter	
SERBAL™ - SMPTE Electrical Reconfigurable Bidirectional Alternative Link	27
Technical characteristics	28
SHACK™ converter	
SHACK™ - SMPTE conversion device for singlemode fibre (SC, ST, FC or LC)	29
Technical characteristics	30
Models	30
MULTISHACK 3X™ or 6X™ converter	
Introduction	31
MULTISHACK 3X™ - conversion system	32
Technical characteristics	32
MULTISHACK 6X™ - conversion system	33
Technical characteristics	33
HD Z-LINK™ fibre optic link system	
HD Z-LINK™	34

DISCLAIMER The information contained within this catalog and the functions offered are intended to provide information about products. All reasonable efforts have been made to ensure the accuracy of the information. However, LEMO cannot be held responsible for any errors. LEMO does not warrant the accuracy and reserves the right to make changes to the catalog and its functions at any time without notice.

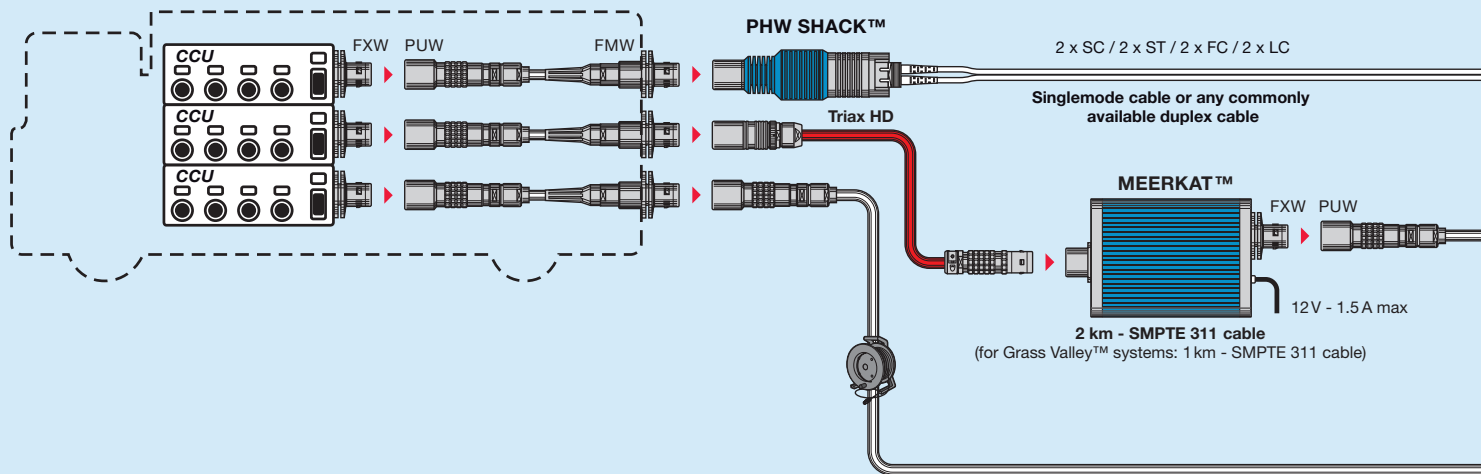
HDTV System Overview

CCU SIDE

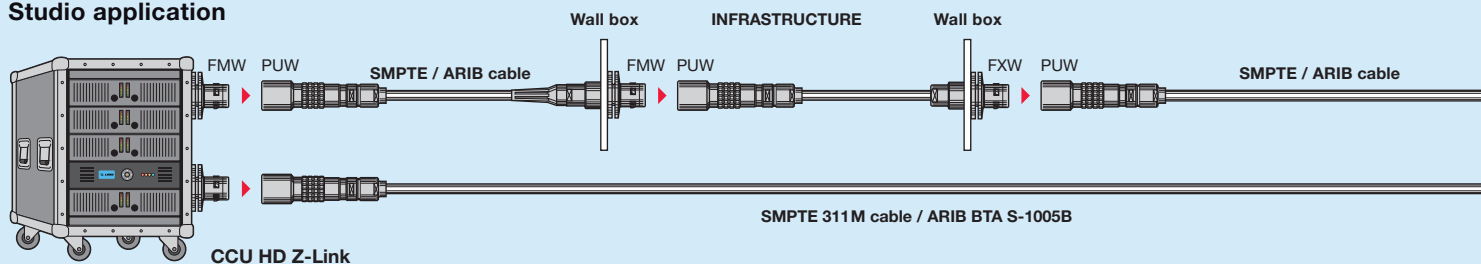
Outside Broadcast Van Configuration



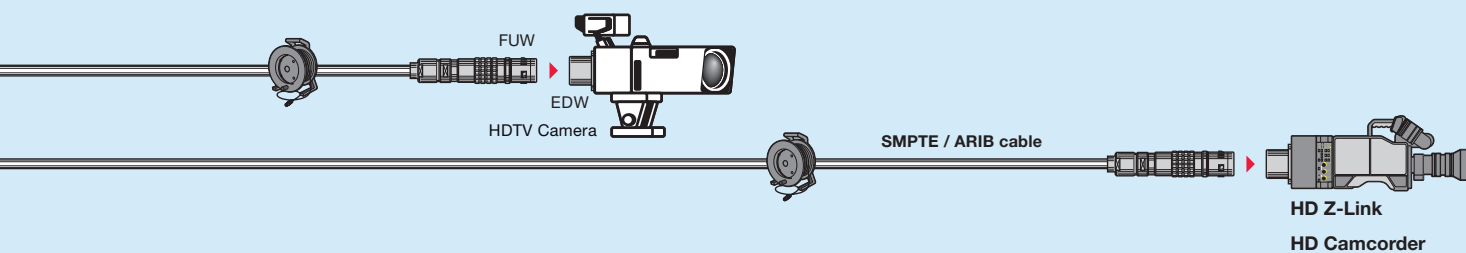
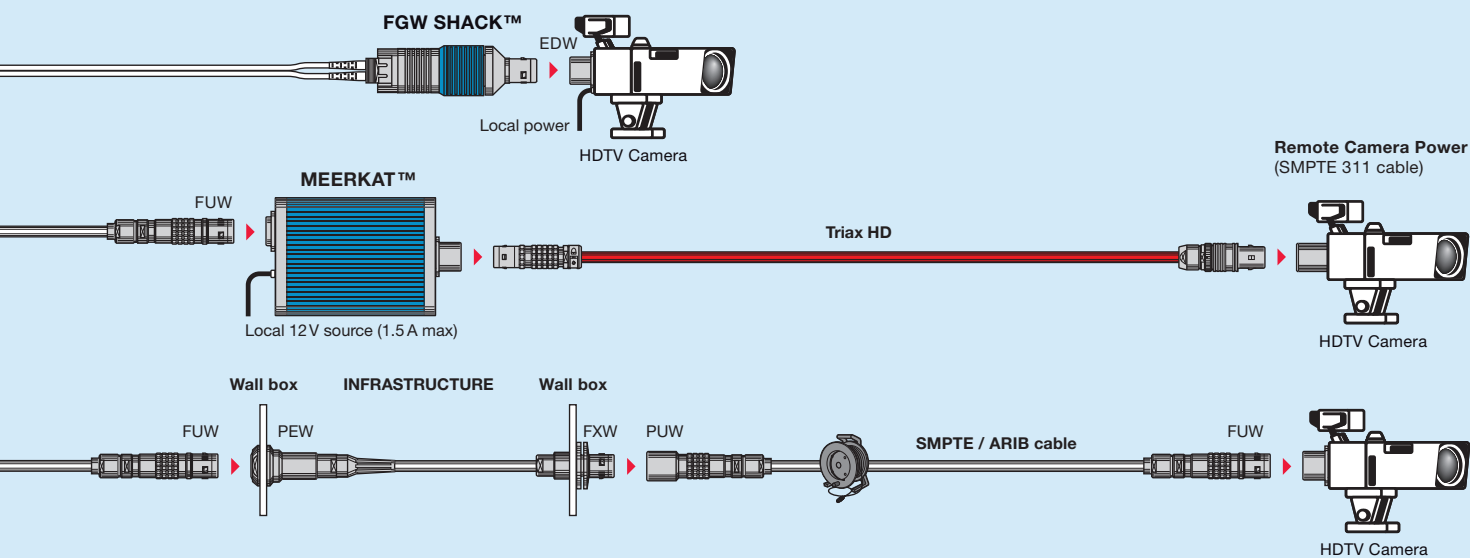
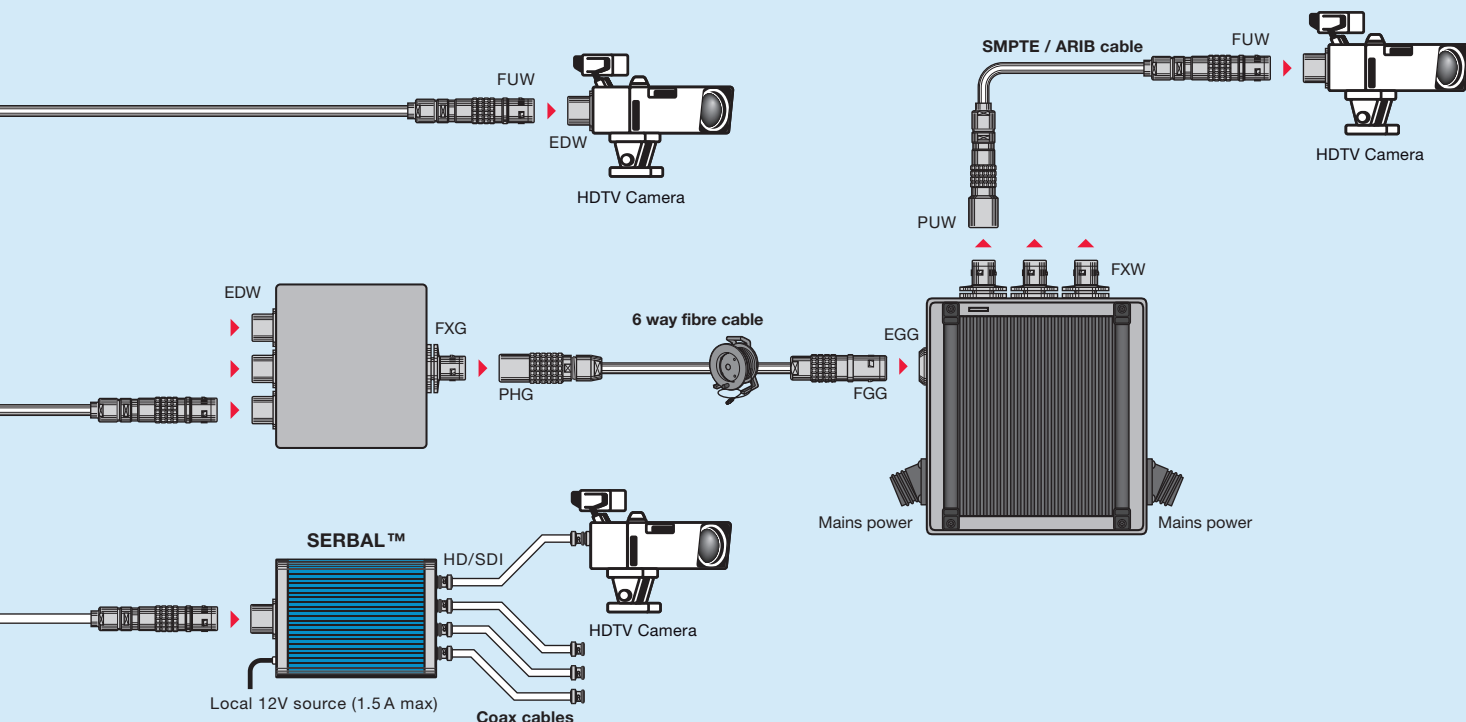
Stadium/building application



Studio application



CAMERA SIDE



LEMO pioneered and set the standard for HDTV

The global standard for HDTV fibre connector

LEMO developed the 3K.93C Series connectors in the early stages of the introduction of HDTV, becoming the standard for high-definition TV.

It is one of the only connectors being used worldwide that complies fully with SMPTE, ARIB and EBU standards for both signal and cable. LEMO's 3K.93C connectors are the standard in national and international broadcast companies.

Fast transition to HDTV

Transition to HDTV is easier than ever with LEMO. The wide range of shell styles and termination procedures, for even non-fibre experts, makes it possible for everyone to be successful in HDTV.

The LEMO 3K.93C connector uses two single-mode fibre contacts, two high voltage contacts, and two signal contacts. Cable drums and cable assemblies with standard lengths are available off the shelf.

Over 20'000 stainless steel shells mating cycles offered

The rugged stainless steel outer shell of the LEMO 3K.93C connectors ensures a very long product life, when properly cleaned. The fibre optic contact can will last many years.

Simple maintenance

The optical contacts are accessible for fast cleaning; an optional simple, lightweight and portable fibre inspection unit helps the user view the condition of the fibre optic contact to ensure reliable operation.

Highest performance with LEMO standard F2 fibre contact

The advantage of using epoxy and polish contacts is the reliability of the termination and longevity of the connector to assure a quality signal transmission.

These contacts are very robust and can withstand wide outdoor temperature variations.

Extend the quality of your connection

LEMO offers quality assembly service for HDTV connection systems. The connector assembly is done in-house by qualified personnel.

F2 fibre optic contacts in various dimensions

LEMO now offers 3 choices of F2 ferrule size to fit your fibre dimensions. Fibres are manufactured to about 125 microns, but in some occasion the fibres might be larger.

LEMO's choice of inner ferrule diameter are fit for 125 µm, 125.5 µm and 126 µm fibres. Designed for use with the LEMO 3K.93C, these contacts can be used directly into any LEMO connector where the F2 contact is used.

Benefits

- Quick disconnect Push-Pull self latching system
- Over 11 shells to meet various application needs
- Stainless steel shell for rugged and harsh environment
- Optional pre-terminated F2 contacts for simple and rapid field assembly
- UL certified connectors
- ARIB (BTA S-1005B), ANSI/SMPTE (304 and 311) and EBU (R100-1999) compatible

3K.93C Series

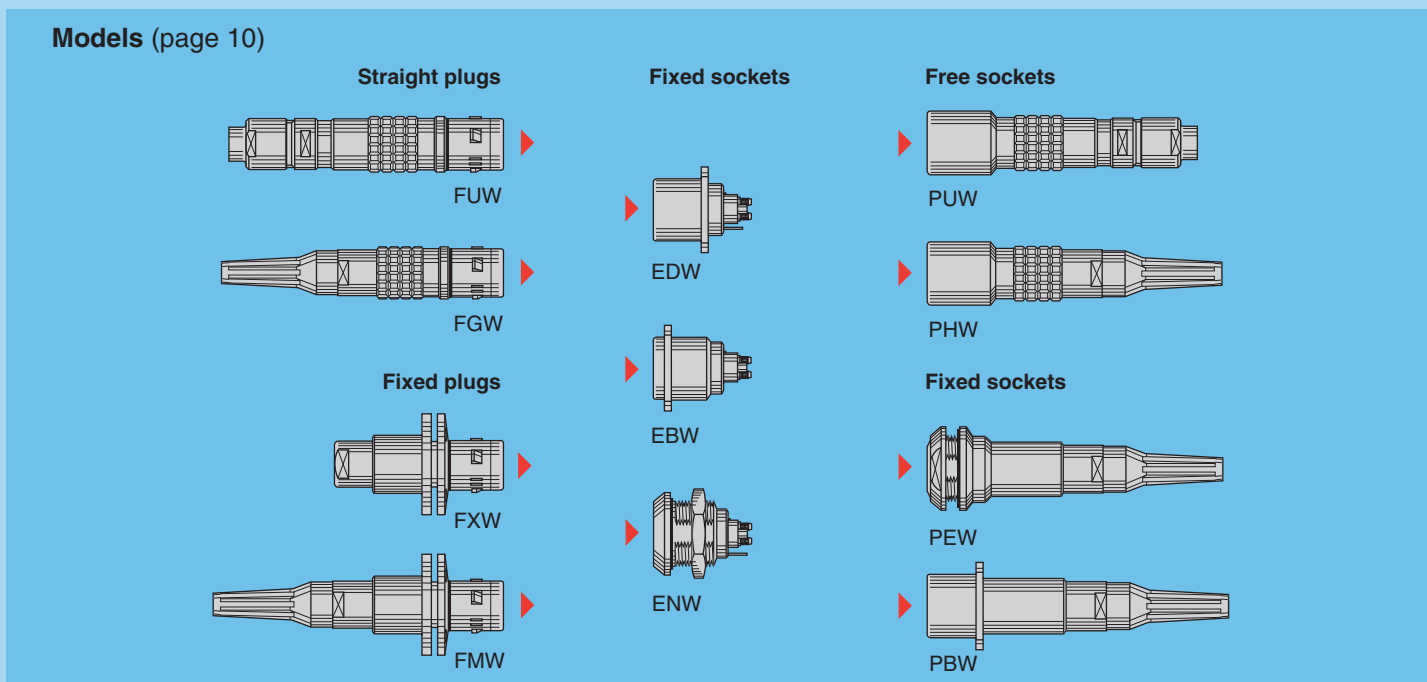
The LEMO 3K.93C connectors with keys (W) were developed to meet the critical requirements of the new generation of digital HDTV cameras.

The main features of this series are as follows:

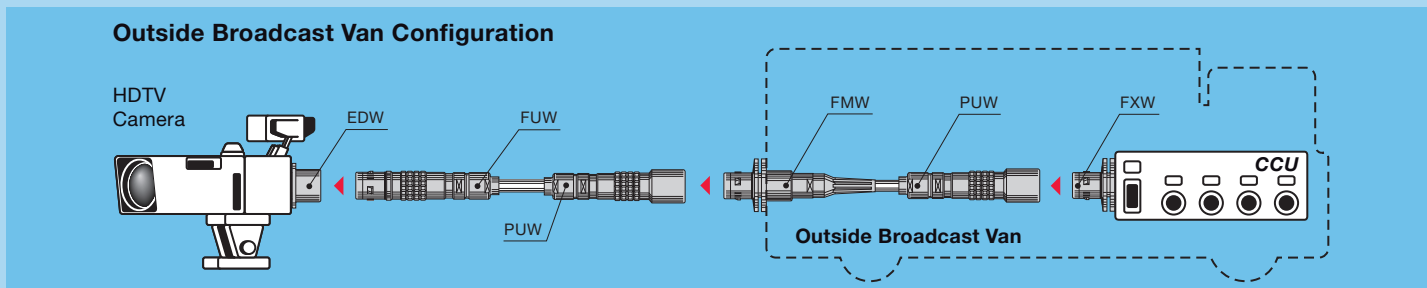
- Security of the LEMO Push-Pull self-latching system
- Fitted with the standard LEMO **F2** fibre optic contacts.
- Conforms to the Japanese ARIB technical report BTA S-1005B, to the ANSI/SMPTE 304 M-1998 and 311M-1998 standards and to the European EBU Technical Recommendation R100-1999.
- Qualified for use in UL approved equipment such as those specified in UL 1419 «Professional Video and Audio Equipment».
- Cabled connectors have obtained the EC Attestation of conformity No: N8 00 03 39058 001 from the German TÜV Product Service.

The 3K.93C series consists of eleven models which will accept cables specific to this application. It includes the HEAVY DUTY line with stainless steel shells that is guaranteed to at least 20,000 mating cycles and offer more resistance to heavy wear conditions.

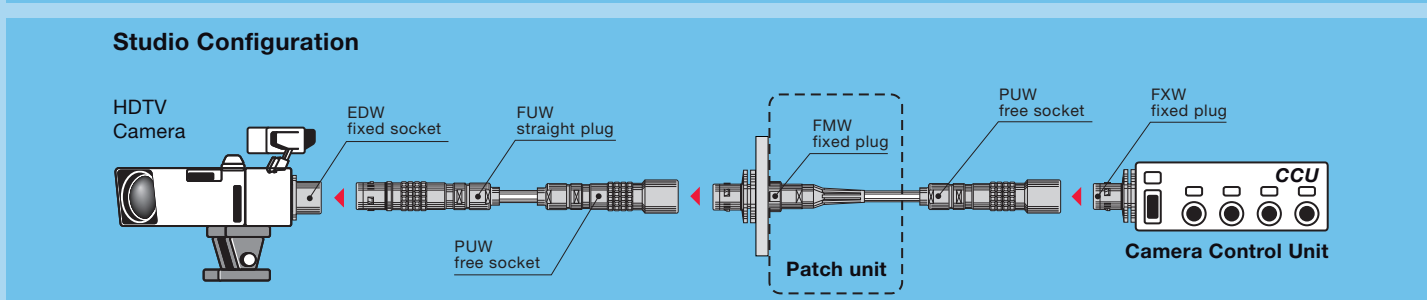
Models (page 10)



Outside Broadcast Van Configuration

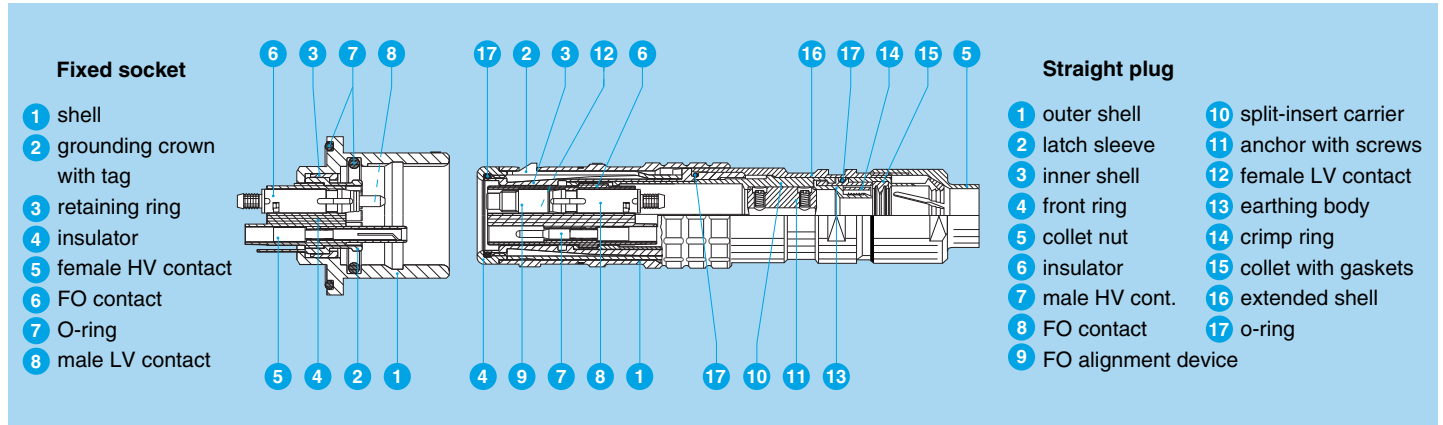


Studio Configuration



DISCLAIMER The information contained within this catalog and the functions offered are intended to provide information about products. All reasonable efforts have been made to ensure the accuracy of the information. However, LEMO cannot be held responsible for any errors. LEMO does not warrant the accuracy and reserves the right to make changes to the catalog and its functions at any time without notice.

Part section showing internal components



Technical characteristics

Materials and treatments

Component	Material (Standard)	Surface treatment (µm)								
		chrome			nickel		gold			
		Cu	Ni	Cr	Cu	Ni	Cu	Ni	Au	
Outer shell, collet nut and oversized collet	Brass (UNS C 38500)	0.5	3	0.3						
	Stainless steel (AISI 303)	without treatment								
Grounding crown	Special brass				0.5	3				
	Stainless steel (AISI 416)	without treatment								
Latch sleeve	Special brass	0.5	3	0.3						
	Stainless steel (AISI 416)	without treatment								
Locking washer	Bronze (UNS C 52100)				0.5	3				
Hexagonal nut or round nut	Brass (UNS C 38500)				0.5	3				
Male crimp contact	Brass (UNS C 34500)						0.5	3	1.0	
Female crimp contact	Bronze (UNS C 54400)						0.5	3	1.5	
Clips	Cu-Be (FS-QQ-C-530)	without treatment								
Insulator	PEEK									
Crimping tube	Copper (UNS C 18700)				0.5	3				
Other metallic components	Brass (UNS C 38500)				0.5	3				
	Stainless steel (AISI 303)	without treatment								
O-ring and gaskets	Silicone MQ/MVQ, FPM/FKM (Viton®) or Nitril NBR									

Electrical

Characteristics	Value	Standard
Insulation resistance	$> 10^{12} \Omega$	IEC 60512-2 test 3a
Shell electrical continuity	$< 1.6 \text{ m}\Omega$	IEC 60512-2 test 2f
Contact resistance (signal)	$< 4.8 \text{ m}\Omega$	IEC 60512-2 test 2a
Contact resistance (power)	$< 3.6 \text{ m}\Omega$	IEC 60512-2 test 2a
Radiated emission	freq. 30-220 MHz	$< 30 \text{ dB}\mu\text{V/m}$ EN 55022 class B
	freq. 220-1000 MHz	$< 37 \text{ dB}\mu\text{V/m}$ EN 55022 class B

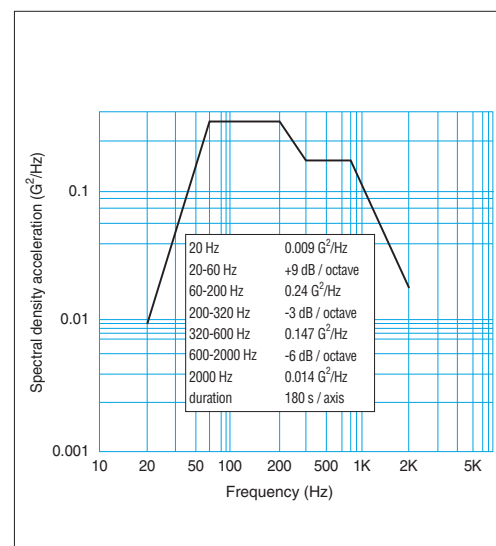
Optical

Characteristics	Value	Standard	Method
Average insertion loss fibre 9/125 µm	0.10 dB	IEC 61300-03-04	Insertion Method B
Return loss fibre 9/125 µm (UPC)	$\geq 45 \text{ dB}$	IEC 61300-03-06	Branching Device Met.
Return loss fibre 9/125 µm (Hand polish)	$\sim 30 \text{ dB}$	IEC 61300-03-06	Branching Device Met.

Mechanical and environmental

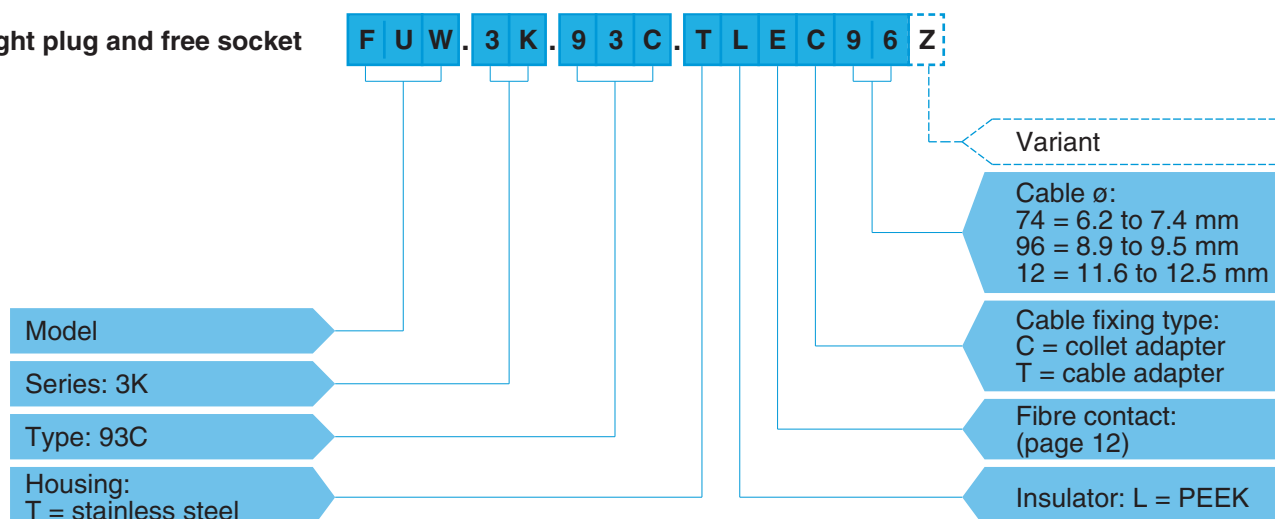
Characteristics	Value	Standard
Mating durability (Brass+Brass)	10000 cycles	IEC 61300-02-02
Mating durability (Brass+Stainless steel)	8000 cycles	IEC 61300-02-02
Mating durability (Stainless steel+St. steel)	20000 cycles	IEC 61300-02-02
Damp heat steady state	up to 95% at 60°C	IEC 61300-02-19
High temperature	+80°C	IEC 61300-02-18
Low temperature	-40°C	IEC 61300-02-17
Temperature cycling	-55°C + 90°C	
Cable retention	1000 N	IEC 61300-02-04
Impact (Method A)	2 m onto concrete floor	IEC 61300-02-12
Shock (3 cycles in 2 directions)	100 g, 10-50 ms; 20 g 6-9 ms	IEC 61300-02-09
Water resistance (Depth of 1.8 for 48 h)	IP 68	IEC 60529
Salt spray corrosion test	> 144 h	IEC 60512-6 test 11f

Vibration



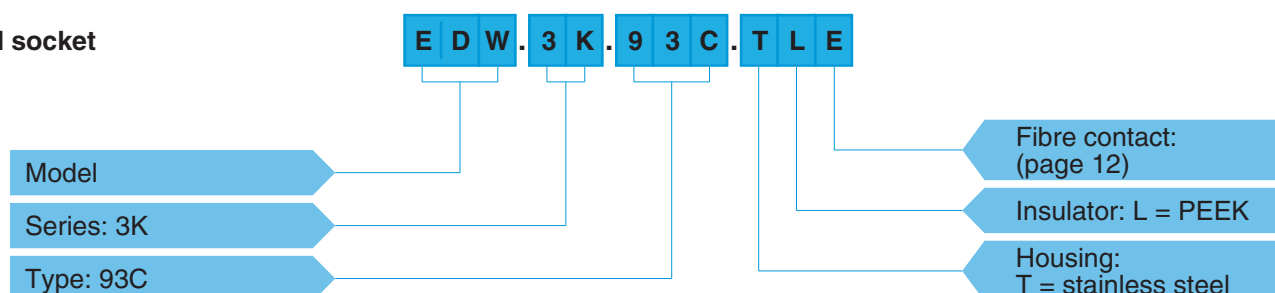
Part number example

Straight plug and free socket



FUW.3K.93C.TLEC96Z = Straight plug with keys (W), 3K series, mixed type to accept 2 F2 type fibre optic contacts, 2 power and 2 signal electrical contacts, stainless steel housing, PEEK insulator, female crimp signal contacts, cable fixing type T for 9.2 mm diameter cable, and nut for fitting a bend relief.

Fixed socket

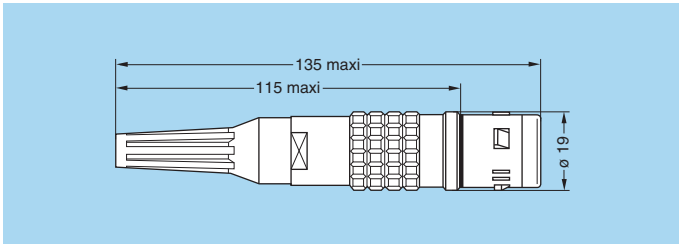



EDW.3K.93C.TLE = Fixed socket with rear square flange, keys (W), 3K series, mixed type to accept 2 F2 type fibre optic contacts, 2 power and 2 signal electrical contacts, stainless steel housing, PEEK insulator, male crimp signal contacts.

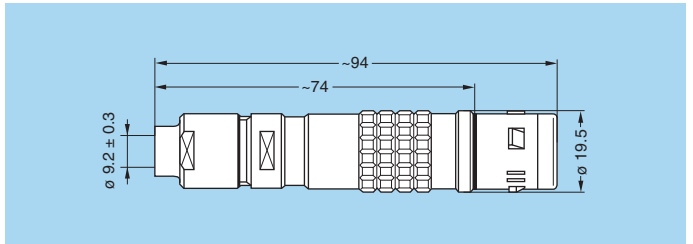
DISCLAIMER The information contained within this catalog and the functions offered are intended to provide information about products. All reasonable efforts have been made to ensure the accuracy of the information. However, LEMO cannot be held responsible for any errors. LEMO does not warrant the accuracy and reserves the right to make changes to the catalog and its functions at any time without notice.



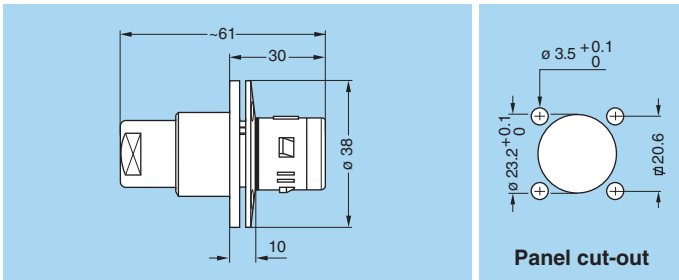
FGW Straight plug, cable adapter, with bend relief



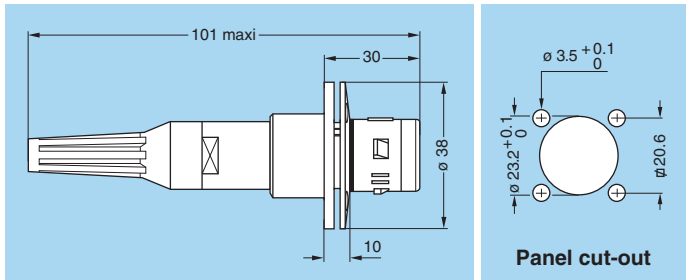

FUW Straight plug, cable collet adapter, long shell, nut for fitting a bend relief with cap



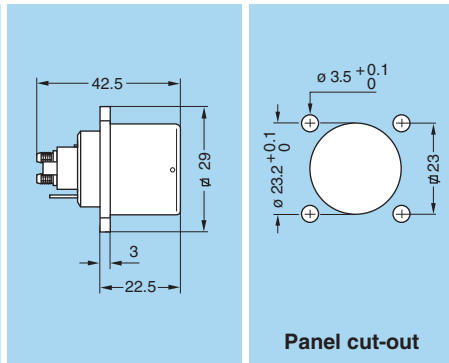
FXW Fixed plug, round flange (4 holes mounting), without collet



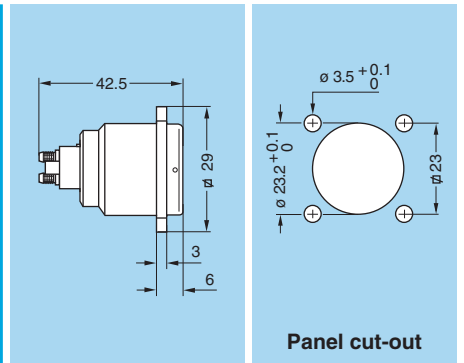
FMW Fixed plug, round flange (4 holes mounting), cable adapter, with bend relief



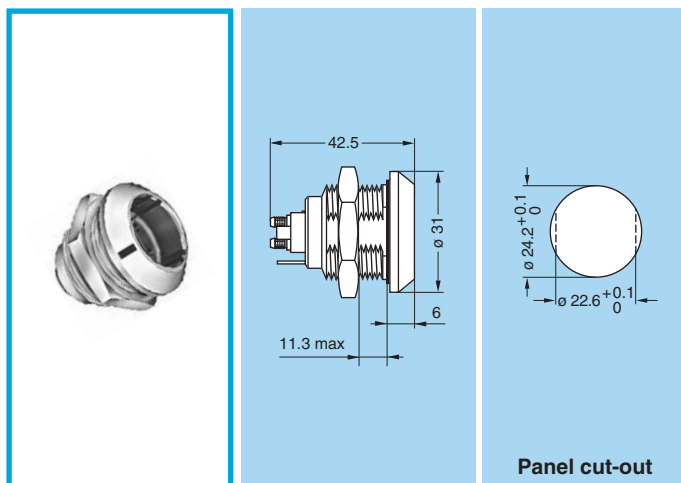
EDW Fixed socket with rear square flange, (4 holes mounting), and earthing tag



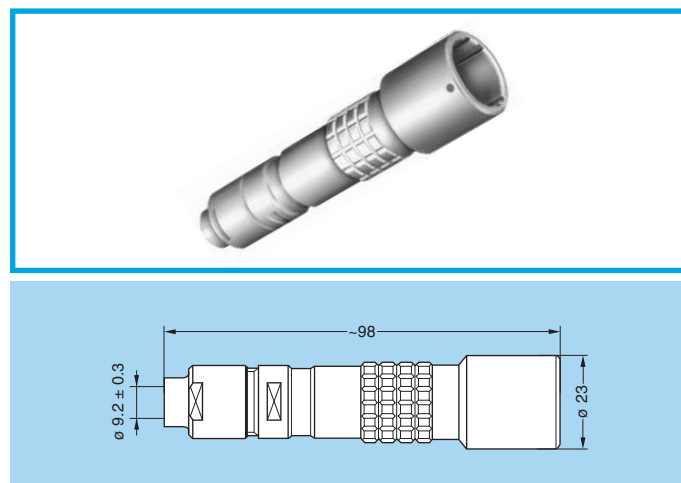
EBW Fixed socket with front square flange, (4 holes mounting)



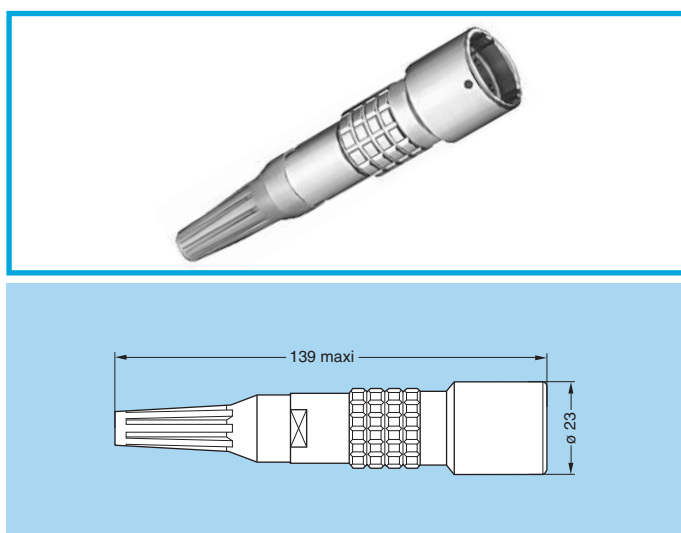
ENW Fixed socket, nut fixing and earthing tag



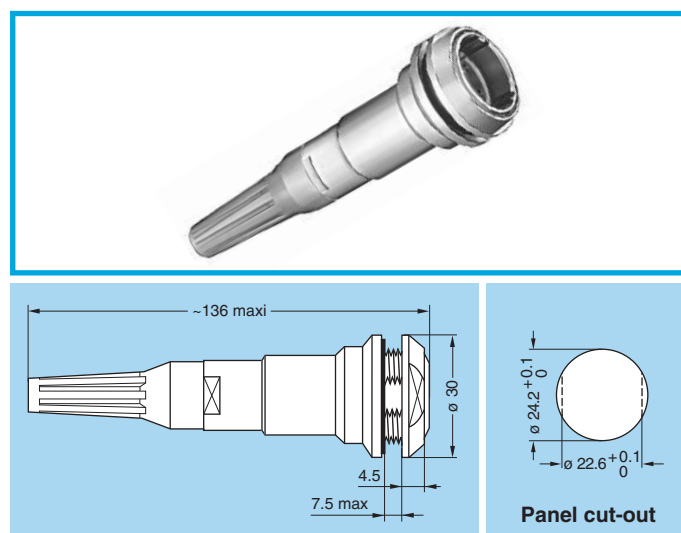
PUW Free socket, cable collet adapter, long shell, nut for fitting a bend relief with cap



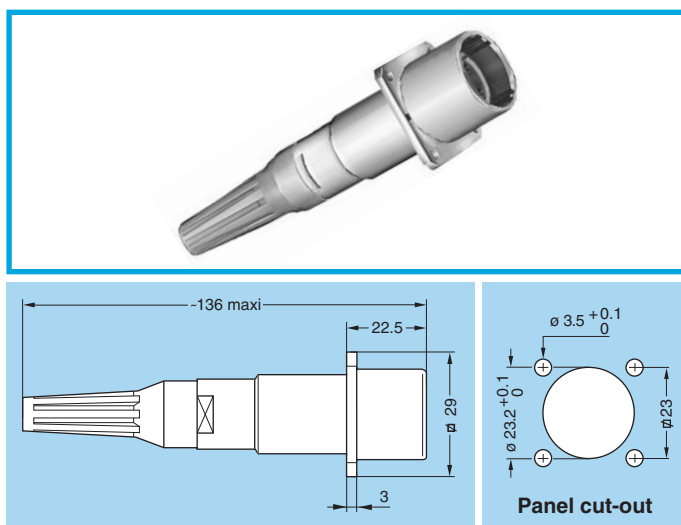
PHW Free socket, cable adapter with bend relief



PEW Fixed socket, nut fixing, cable adapter, with bend relief (back panel mounting)



PBW Fixed socket with rear square flange, (4 holes mounting, cable adapter, with bend relief)



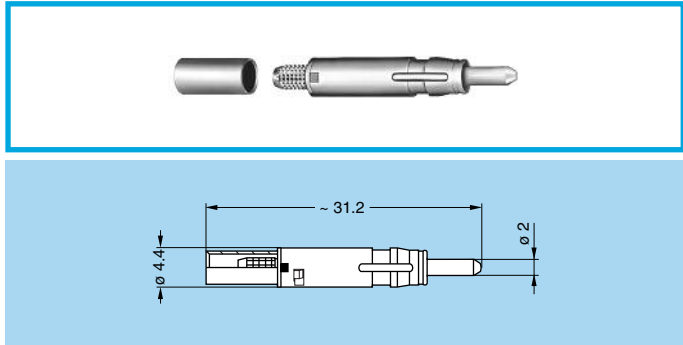
DISCLAIMER The information contained within this catalog and the functions offered are intended to provide information about products. All reasonable efforts have been made to ensure the accuracy of the information. However, LEMO cannot be held responsible for any errors. LEMO does not warrant the accuracy and reserves the right to make changes to the catalog and its functions at any time without notice.

Insert configurations

Number of fibre optic contacts	Plug insulator	Socket insulator	Reference	Fibre optic contact			Electrical crimp contacts								
				Contact type for plug	Fibre core/cladding (µm)	Ferrule bore inside ø (µm)	Number of contacts	Contact function	Contact type for plug	Contact ø (mm)	AWG range	Creepage distance and air clearance (mm)	Working voltage (V rms)	Test voltage (V rms)	Rated current (A)
2			93C	fem.	9/125	125	2	signal	LV male	0.9	20-24		≤ 42	1000	3
							2	power	HV male	1.3	14-18	> 6.5	≤ 600	2250	10

Fibre optic contact

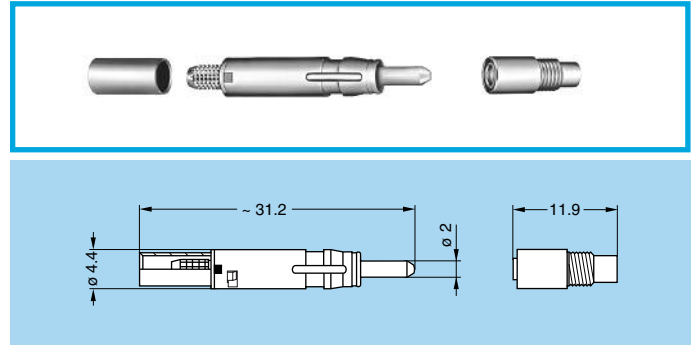
FFS.F2 Male F2 Fibre Optic Contact



Ref.	Contact	Ferrule hole	Type	Gender	Note
E	FFS.F2.BA2.LCE30	125 µm	Crimp	Male	●
K	FFS.F2.BA2.LCT10	125 µm	Epoxy	Male	●
X	FFS.F2.BX2.LCE30	125.5 µm	Crimp	Male	○
V	FFS.F2.BX2.LCT10	125.5 µm	Epoxy	Male	○
F	FFS.F2.BB2.LCE30	126 µm	Crimp	Male	○
N	FFS.F2.BB2.LCT10	126 µm	Epoxy	Male	○

● First choice alternative
○ Special order alternative

PSS.F2 Female F2 Fibre Optic Contact

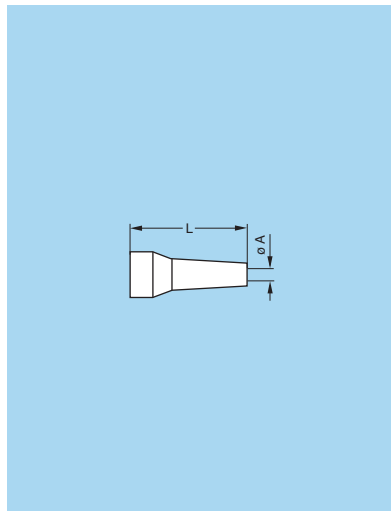


Ref.	Contact	Ferrule hole	Type	Gender	Note
E	PSS.F2.BA2.LCE30	125 µm	Crimp	Female	●
K	PSS.F2.BA2.LCT10	125 µm	Epoxy	Female	●
X	PSS.F2.BX2.LCE30	125.5 µm	Crimp	Female	○
V	PSS.F2.BX2.LCT10	125.5 µm	Epoxy	Female	○
F	PSS.F2.BB2.LCE30	126 µm	Crimp	Female	○
N	PSS.F2.BB2.LCT10	126 µm	Epoxy	Female	○



Accessories

GMA Bend relief



Part number	Dim. (mm)	
	A	L
GMA.3B.090.DN	9	42
GMA.4B.011.DN	11	60

Note: The last letter «N» of the part number indicates the colour black of the bend relief. For others colour, refer to the table below and replace letter «N» by the letter of the colour required.

Ref.	Colour	Ref.	Colour	Ref.	Colour
A	blue	J	yellow	R	red
B	white	M	brown	S	orange
G	grey	N	black	V	green


GMF Bend relief with cap for FUW plug



Part number
GMF.3K.085.EANZ

- Material: black ALCRYN®


GMP Bend relief with cap for PUW free socket



Part number
GMP.3K.085.EANZ

- Material: black ALCRYN®

GMF Coloured ring for bend relief with cap

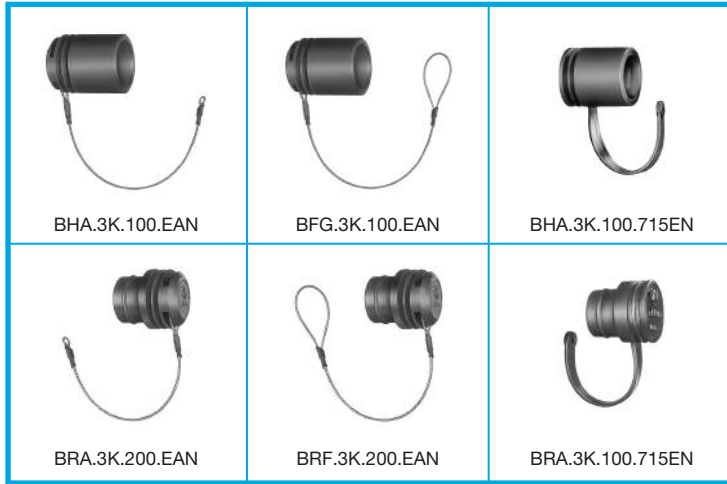


Part number	Colour
GMF.3K.265.RG	grey
GMF.3K.265.RN	black
GMF.3K.265.RR	red
GMF.3K.265.RV	green

- Material: Silicone

DISCLAIMER The information contained within this catalog and the functions offered are intended to provide information about products. All reasonable efforts have been made to ensure the accuracy of the information. However, LEMO cannot be held responsible for any errors. LEMO does not warrant the accuracy and reserves the right to make changes to the catalog and its functions at any time without notice.

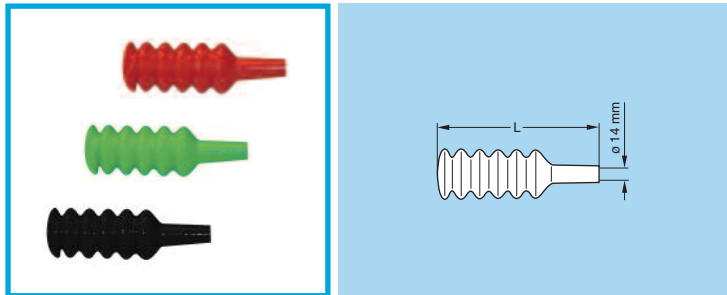
B●● Blanking caps



Part number	For connector model
BHA.3K.100.EAN	FMW, FXW
BRA.3K.200.EAN	EDW, PEW
BFG.3K.100.EAN	FMW, FXW
BRF.3K.200.EAN	PUW
BHA.3K.100.715EN	FMW, FXW
BRA.3K.100.715EN	EBW, EDW, ENW, PBW, PEW

- Material: black ALCRYN®

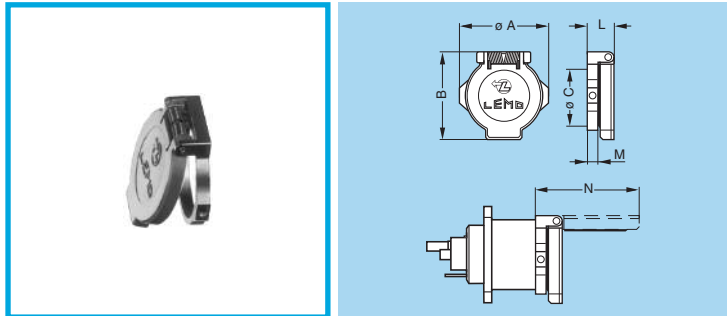
GM● Gaiters



Part number	Colour	Dimension L (mm)	For connector model
GMP.3K.140.165PER	red	165	PUW
GMP.3K.140.165PEN	black	165	PUW
GMF.3K.140.156PEV	green	156	FUW
GMF.3K.140.156PEN	black	156	FUW

- Material: PVC

BRR Spring loaded dust cap for EDW and EBW



Part number	Dimensions (mm)					
	A	B	C	L	M	N
BRR.3K.200.PZSG	29	29	23	8.1	3	33.2

Note: On request, this cap is available in black. If so replace the last letter «G» of the part number by «N».

- Material: Polyoxymethylene (POM) grey (or black)



Patch panels

PB Patch panel



2U panel with one row of 6 or 10 plugs or sockets of the 3K.93C Series.

P B G . 3 K . 9 3 C . M W 9 6 0 6

Ref.	Colour
C	beige
G	grey
N	black
T	nat. anod.

Ref.	Front side connection
MW	Plug FMW
EW	Socket PEW
BW	Socket PBW

Ref.	Cable ϕ (mm)	Nb of connectors
9606	8.9 to 9.5	6
1206	11.6 to 12.4	6
9610	8.9 to 9.5	10
1210	11.6 to 12.4	10


Integrated 3U panel with splice tray and connector junctions



An integrated panel with built in splice tray and connector junctions for use where space is limited, either at a wallbox or a patching unit. Up to 3 can be mounted side-by-side to fit in 3U rack dimensions.

Note: Available on request.


2U Rack mounted splice tray with connector junctions



Rack mounted splice tray of 2U height with connector junctions for patch unit. Can accommodate up to 10 LEMO connectors. The modular design of the unit along with blanking plates provides opportunity for increasing numbers of channels up to 10.

Note: Available on request.

DISCLAIMER The information contained within this catalog and the functions offered are intended to provide information about products. All reasonable efforts have been made to ensure the accuracy of the information. However, LEMO cannot be held responsible for any errors. LEMO does not warrant the accuracy and reserves the right to make changes to the catalog and its functions at any time without notice.



Tooling

DCS.F2.N02.PA Fibre Optic one-click cleaner



Insert the one-click cleaner into the insulator and push until an audible “click” is heard. The cleaner uses a mechanical push action to advance an optical grade cleaning tape. More than 500 cleaning per cleaner. Product includes special LEMO F2 ferrule adaptor.

DCT.F2.125.PA Fibre Optic ferrule cleaner



This cleaning tool comes with a bush for different cleaning configurations. More than 500 cleaning per cleaner. This cleaner is for on-site purposes only and should not replace regular maintenance cleaning with cotton buds and alcohol.

DCS.F2.035.PN Alignment device tool



Simple tool with two threaded end for installation/extraction of the F2 contact alignment device. For use with WST.KI.125.34 kit above.

WST.KI.125.34 Cleaning kit F2 contact




Fibre optic cleaning kit of 2 cotton buds, 1 dry and 1 being soaked in IPA (Isopropyl Alcohol) used for cleaning the fibre optic contacts.

WST.FB.CI1.10US2 Video inspection viewer



A portable fibre optic viewer for F2 contact consisting of handset probe, LCD display, ferrule tips for LEMO contacts & software & United States - AC power supply all in a rugged case. European power supply version (WST.FB.CI1.10EU2). An optional USB capture device is also available (part number: WST.FB.CI1.00USB2).

DCS.3K.175.72LN Cable puller



The LEMO cable puller, is a pull through tool that allows passing the cable through narrow sections and protects the optical fibre during installation.

DRV.FO.MOB.LAB3KC Mobile Lab for 3K.93C with F2 fibre optic contact



HD cable tester



This cable tester provides a quick and easy means of checking the functionality of HD hybrid fibre cables and cable systems. A laser source checks the fibres giving an indication of the attenuation through the whole cable or cable system, and electrical tests check for continuity of both the power and control conductors.

Note: Available on request.

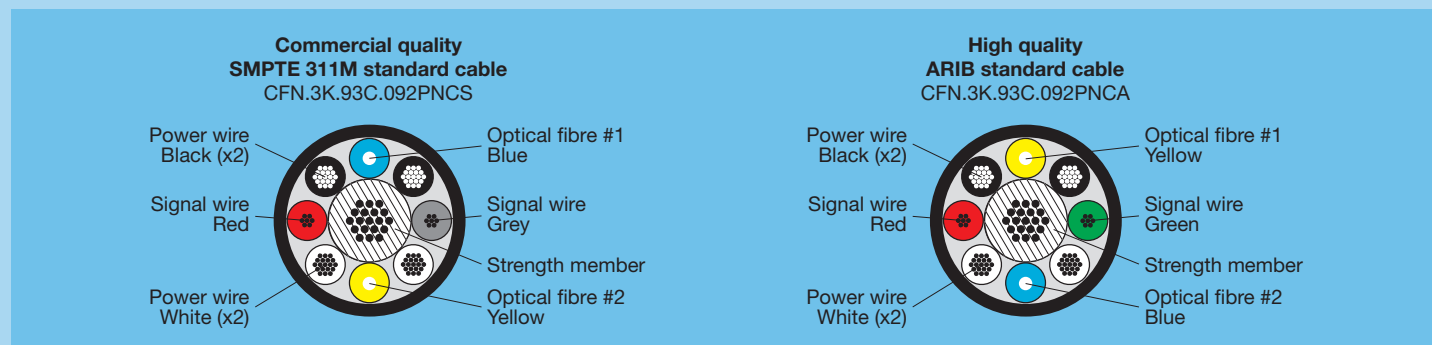
NORTHWIRE™ HDTV cables

NORTHWIRE hybrid camera cable according to SMPTE 311 and ARIB standards

This composite cable combines power conductors for TV camera, control wires, and optical fibres for video and audio transmission in a single cable. Specially designed to cope with the heavy demands of outside broadcast. The cable fully meets the requirements of the SMPTE 311M standard for camera cables.

Primary features and benefits of this cable are:

- High durability construction.
- Excellent flexing and twist capability coping with rough handling by rigging crews.
- Superior load bearing capabilities – can be driven over by trucks whilst in operation.
- High tensile strength.



Cable specification

Core type	Power (Aux)	Control (Signal)	Optic fibre	Strength member
Nb of cores	4	2	2	1
Conductor sizes - AWG	20	24	–	–
Conductor construction - Nb/mm	19/0.185	7/0.193	–	19/0.330
Mode field diameter - μm	–	–	8.9 \pm 0.8 at 1310	–
Cladding diameter - μm	–	–	125 \pm 1 μm	–
Approx. diameter of conductor - mm	0.88	0.58	–	1.75
Nominal insulation thickness - mm	0.41	0.30	–	0.38
Approx. core diameter - mm	1.72	1.22	0.9	2.51
Approx. thickness of tin-coated annealed copper braid - mm	0.127			
Nominal thickness of jacket - mm	1.14			
Approx. overall diameter - mm	9.2			
Approx. net weight - g/m7	137			
Max. conductor resistance - (20°C) Ω/km	43	184 (SMPTE)	–	–
AC withstanding voltage - Vrms at 60 Hz, 1 min	1750	1750 (SMPTE)	–	–
Min. insulation resistance - (20°) M Ω/km	10'000	10'000	–	–
UL Listing	AWM STYLE 21971			
Allowable tension	700N			

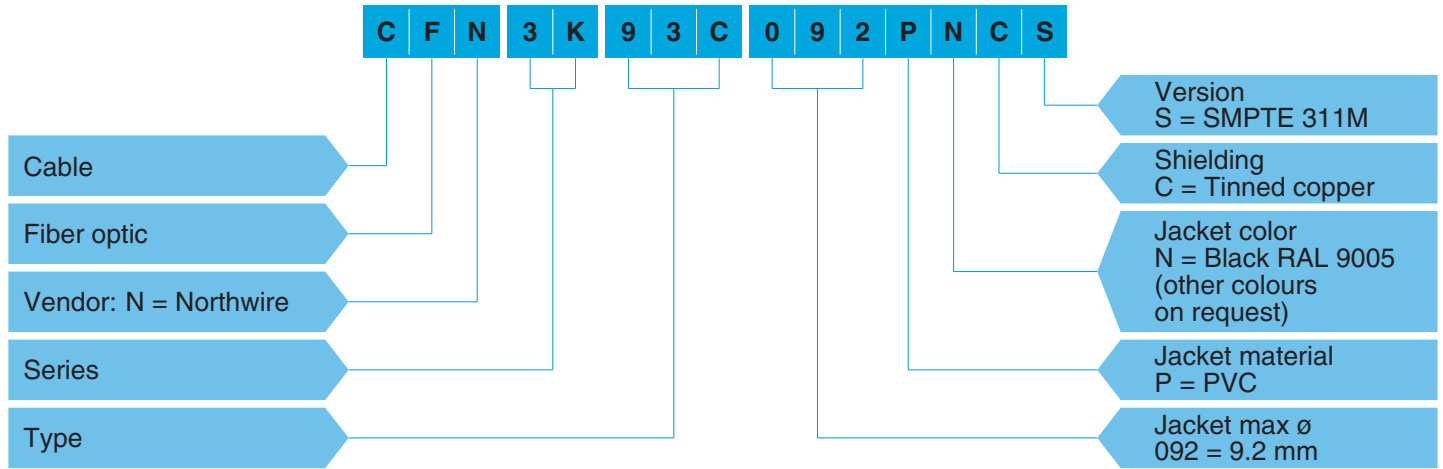
Optical fibre

Item	Wavelength	Characteristics	Conversion condition (km)	Conversion formula
Transmission loss	$\lambda = 1.31 \mu\text{m}$	Less than .8 dB/km	up to ≥ 0.4	$0.5 \times L \text{ dB} \geq$
	$\lambda = 1.31 \mu\text{m}$	Less than .8 dB/km	$L < 0.4$	$0.5 \times 0.4 \text{ dB} \geq$

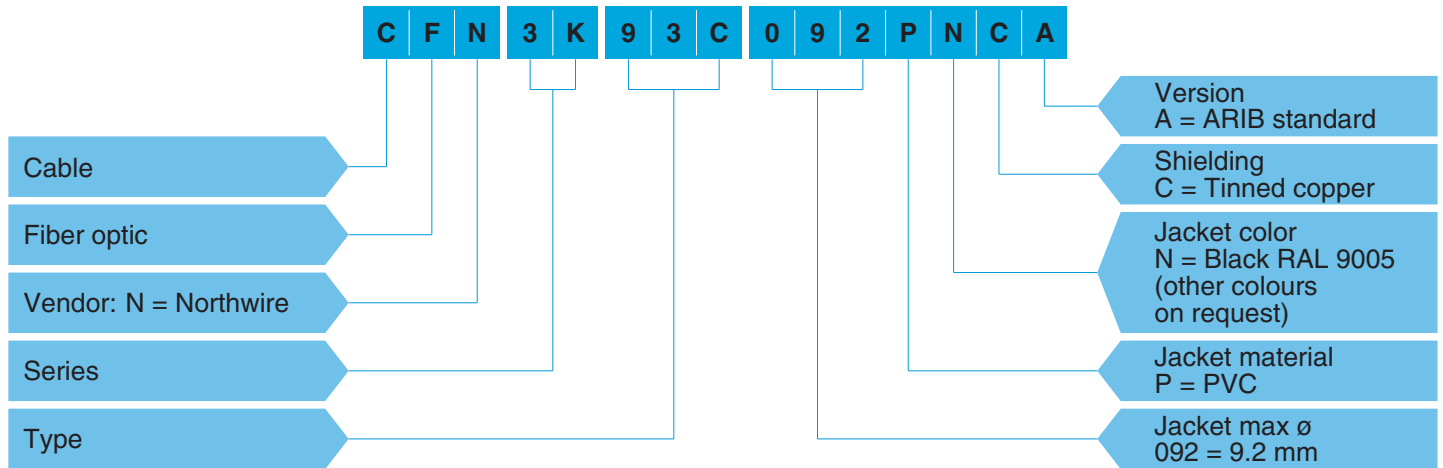
DISCLAIMER The information contained within this catalog and the functions offered are intended to provide information about products. All reasonable efforts have been made to ensure the accuracy of the information. However, LEMO cannot be held responsible for any errors. LEMO does not warrant the accuracy and reserves the right to make changes to the catalog and its functions at any time without notice.

Hybrid HDTV fibre optic cable part number

SMPTE standard



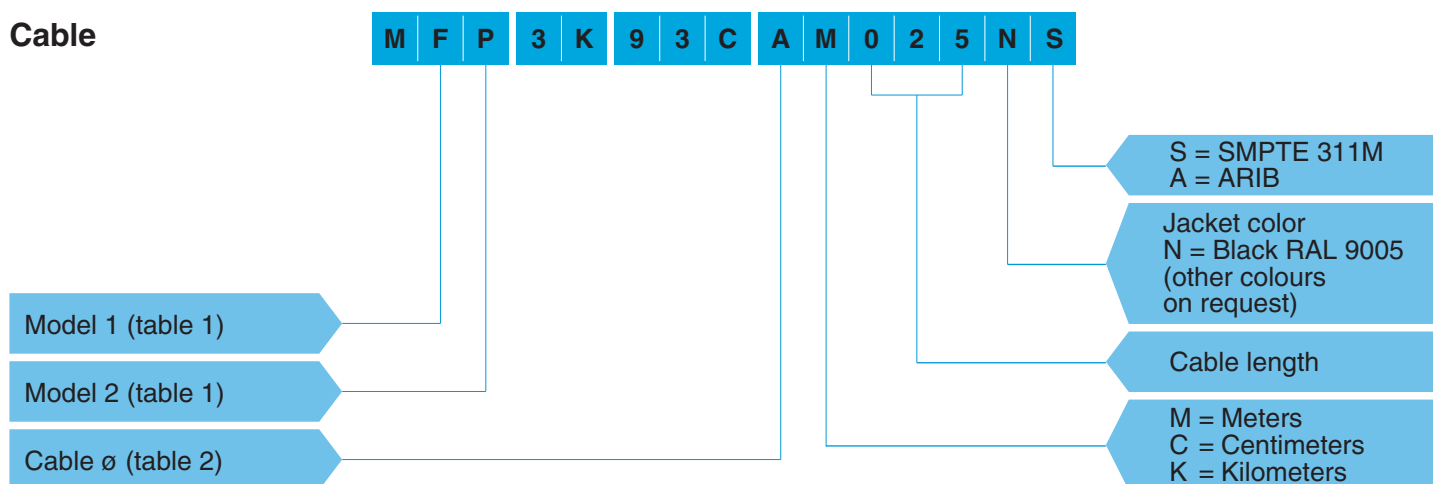
ARIB standard



Cable assembly

Part Number Example

Cable



MFP.3K.93C.AM025NS = 1 FUW plug and 1 PUW socket (key W), 3K.93C series, on a SMPTE 311M screened cable, 25 m length, sheath ø 9.2 mm, black RAL 9005 jacket color, with GMF/GMP bend relief with cap.

Table 1
Model

Model 1 & 2	Code
FUW	F
FMW	M
PUW	P
PEW	E
PBW	B

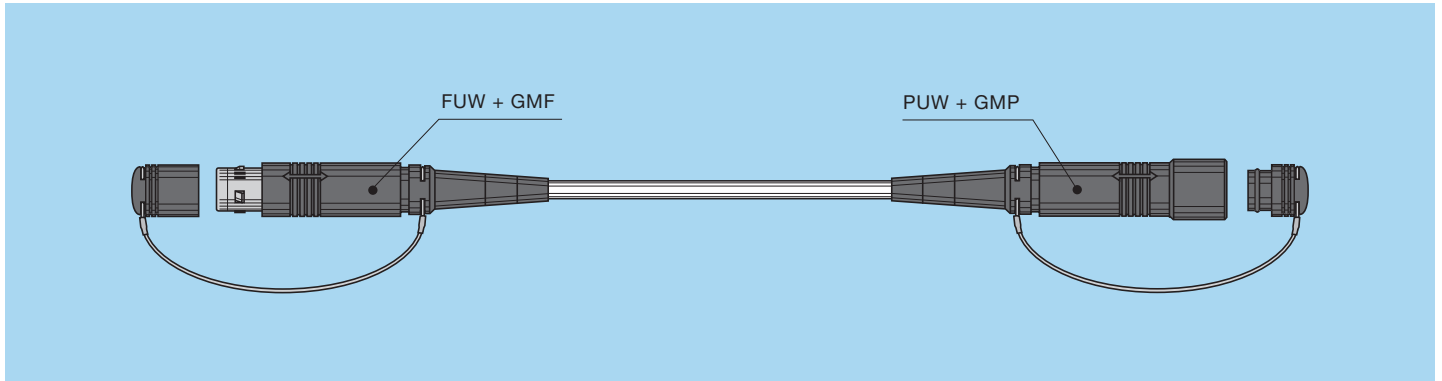
Table 2
Cable ø

Code	Sheath ø (mm)
A	9.2
B	2.5
C	2.8
D	12.0
E	16.0

DISCLAIMER The information contained within this catalog and the functions offered are intended to provide information about products. All reasonable efforts have been made to ensure the accuracy of the information. However, LEMO cannot be held responsible for any errors. LEMO does not warrant the accuracy and reserves the right to make changes to the catalog and its functions at any time without notice.


MFP Outside broadcast cable assembly

Assembly cable with one straight plug (FUW) and one straight socket (receptacle) (PUW), both complete with GMF/GMP bend relief with cap.



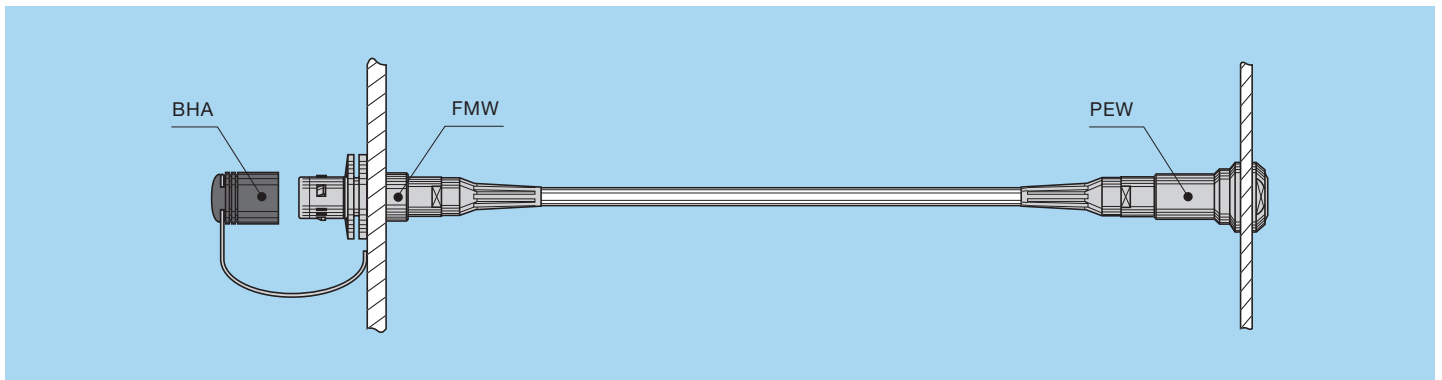
MMP Internal OB van cable assembly

Assembly cable with one fixed plug (FMW) and one straight socket (receptacle) (PUW), both complete with BHA/BRF caps.



MME Studio/Infrastructure cable assembly

Assembly cable with one fixed plug (FMW) and one straight socket (receptacle) (PEW), complete with BHA cap.



Part Number Example

Pigtails

M X T 3 K 9 3 C Z Z Z C 0 5 0

Model
X = FXW
D = EDW


T = Pigtail (LC)

Cable length (cm)

MXT.3K.93C.ZZZC050 = 1 FXW plug (key W), 3K.93C series and one pigtail (LC) on the other side, 50 cm length.

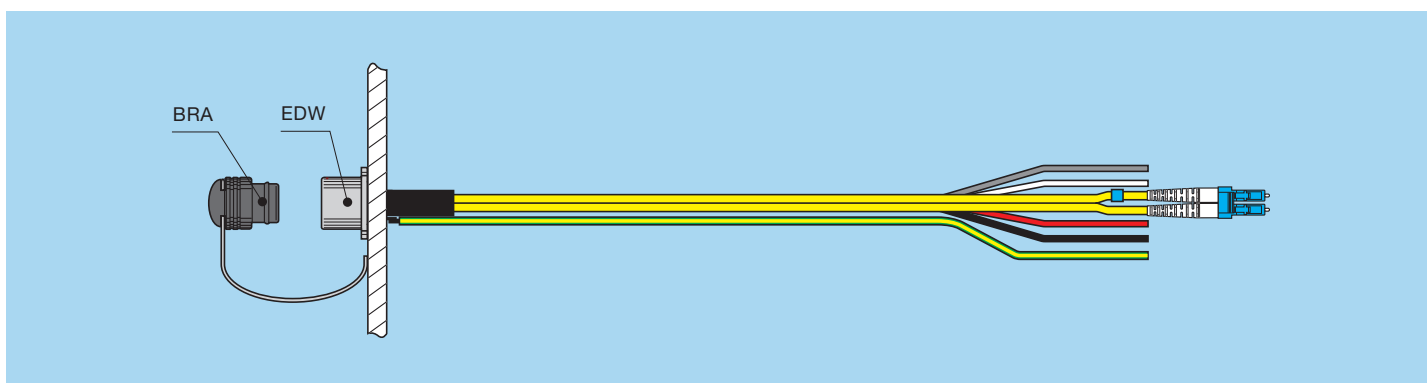
MXT ECU side pigtails

Assembly cable with one fixed plug (FXW) and one pigtail (LC) complete with BHA cap.



MDT Camera side pigtails

Assembly cable with one fixed socket (EDW) and one pigtail (LC) complete with BRA cap.



DISCLAIMER The information contained within this catalog and the functions offered are intended to provide information about products. All reasonable efforts have been made to ensure the accuracy of the information. However, LEMO cannot be held responsible for any errors. LEMO does not warrant the accuracy and reserves the right to make changes to the catalog and its functions at any time without notice.

SMPTE 311M standard cable assemblies

Outside Broadcast FUW-PUW

Part number	Description
MFP.3K.93C.092M025S	25 meter length
MFP.3K.93C.092M050S	50 meter length
MFP.3K.93C.092M100S	100 meter length
MFP.3K.93C.092M200S	200 meter length
MFP.3K.93C.092M300S	300 meter length
MFP.3K.93C.092M400S	400 meter length
MFP.3K.93C.092M500S	500 meter length

Internal OB van

Part number	Description
MMP.3K.93C.092M003S	3 meter length
MMP.3K.93C.092M005S	5 meter length
MMP.3K.93C.092M010S	10 meter length
MMP.3K.93C.092M015S	15 meter length
MMP.3K.93C.092M020S	20 meter length

Studio/Infrastructure

Part number	Description
MME.3K.93C.092M020S	20 meter length
MME.3K.93C.092M050S	50 meter length

ARIB standard cable assemblies

Outside Broadcast FUW-PUW

Part number	Description
MFP.3K.93C.092M025A	25 meter length
MFP.3K.93C.092M050A	50 meter length
MFP.3K.93C.092M100A	100 meter length
MFP.3K.93C.092M200A	200 meter length
MFP.3K.93C.092M300A	300 meter length
MFP.3K.93C.092M400A	400 meter length
MFP.3K.93C.092M500A	500 meter length

Internal OB van

Part number	Description
MMP.3K.93C.092M003A	3 meter length
MMP.3K.93C.092M005A	5 meter length
MMP.3K.93C.092M010A	10 meter length
MMP.3K.93C.092M015A	15 meter length
MMP.3K.93C.092M020A	20 meter length

Studio/Infrastructure

Part number	Description
MME.3K.93C.092M020A	20 meter length
MME.3K.93C.092M050A	50 meter length

Other cable assemblies, patch cords and pig tails available on request.

MEERKAT™ HD converter

A compact solution for Sony® SD, Grass Valley™ (Thomson®) SD/HD camera based systems

The LEMO MEERKAT™ Triax media converter system provides the solution the broadcast industry has been waiting for. This compact «plug and play» transmission system provides a fibre link between Triax cameras and OB vans. The LEMO Media Converter offers mobile facility providers, production centres and broadcast studios an appropriate and professional solution for long distance signal transmission.

Get more from your cables

The camera is powered via a hybrid cable from the CCU with both the camera signals and the return monitor signals being digitally encoded and transmitted over fibre.

The SMPTE 311 hybrid cable uses the well proven technology of the LEMO 3K.93C series. If power from the CCU/OB van is not required, i. e. local power is available, a two fibre cable using 2 x FC-PC or 2 x SC may be used for signal transmission.

Applications

- Golf, skiing, auto racing, olympic games
- Pre-fibred venues
- Stadiums, racing tracks

Advantages

- Plug & play solution
- Lightweight and portable, compact
- No need for bulky / heavy triax cables
- High quality signal transmitted over fibre
- LED functionality display

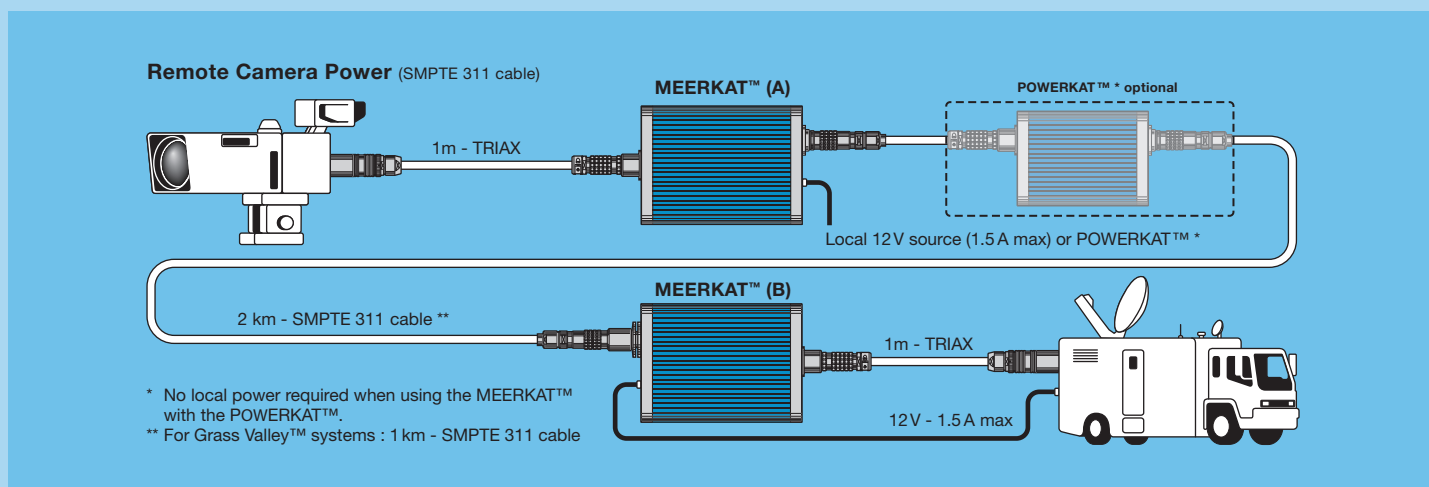
Features

- CE and FCC class B certified
- Immune to EMI
- NTSC & PAL
- Digital encoding and transmission
- Portable device
- No repeaters needed

Accessories

- Tripod clamps (WST.MT.286.DZZ)
- MEERKAT™ carry belt (WST.MT.170.TZZ)
- 3K.93C assembled cable
- 3K.93C – SC or FC/PC adapter cable
- Option in-line power supply

Every triax-to-fibre Media Converter comes with power supply (110V/220V) adapter and its specific dongle (either Grassvalley™ or Sony®).



DISCLAIMER The information contained within this catalog and the functions offered are intended to provide information about products. All reasonable efforts have been made to ensure the accuracy of the information. However, LEMO cannot be held responsible for any errors. LEMO does not warrant the accuracy and reserves the right to make changes to the catalog and its functions at any time without notice.

Technical characteristics

Input/outputs	Connectors
I/O ports	Triaxial connector 75 Ω ¹⁾
DC in	LEMO 0K series, 2 pin in-line transformer

General	Values
Dimensions	125W x 270L x 50H mm
Mass (approx.)	2 kg
Power requirements ²⁾	100 to 120 Vac, 50/60 Hz
Power requirements ³⁾	220 to 240 Vac, 50/60 Hz
Power consumption	16 W
Operating voltage	12 Vdc / 1.5 A max
Operating temperature	-20°C to +55°C
Humidity	up to +95%
Index protection	IP66 (when mated)

Signals	Values
Optical RX sensitivity	-3 dB to -21 dB
Data rate	2x2.5 GB/s
Optical Tx output	200 µW (250 µW max)
Transmission wavelength	1310 nm / 1550 nm

Supplied accessories	Quantity
Fuse	4 x 4 Amp Wickmann TR5
AC/DC power supply	2 with UK, USA, Europe adaptors
User's guide	1

Note: ¹⁾ LEMO 3K.93C series (HDTV). ²⁾ In North America, Japan and areas of South America. ³⁾ In Europe, Africa, Australia, Scandinavia, China.

List of HD compatible cameras

Manufacturer	Camera		Triax camera adaptor Part Nr	Base station	
	Part Nr	Type		Part Nr	Type
Grass Valley™	LDK 3000	HD	LDK 5630	LDK4580	HD
Grass Valley™	LDK 4000	HD	LDK 5460	LDK4502	HD
Grass Valley™	LDK 4000	HD	LDK 5860	LDK4506	HD
Grass Valley™	LDK 6000	HD	LDK 5460	LDK4502	HD
Grass Valley™	LDK 6200	HD	LDK 5462	LDK4506	HD
Grass Valley™	LDK 8000	HD	LDK 5860	LDK4502	HD
Grass Valley™	LDK 8000 (S)	HD	LDK 5860	LDK4506	HD

List of SD compatible cameras

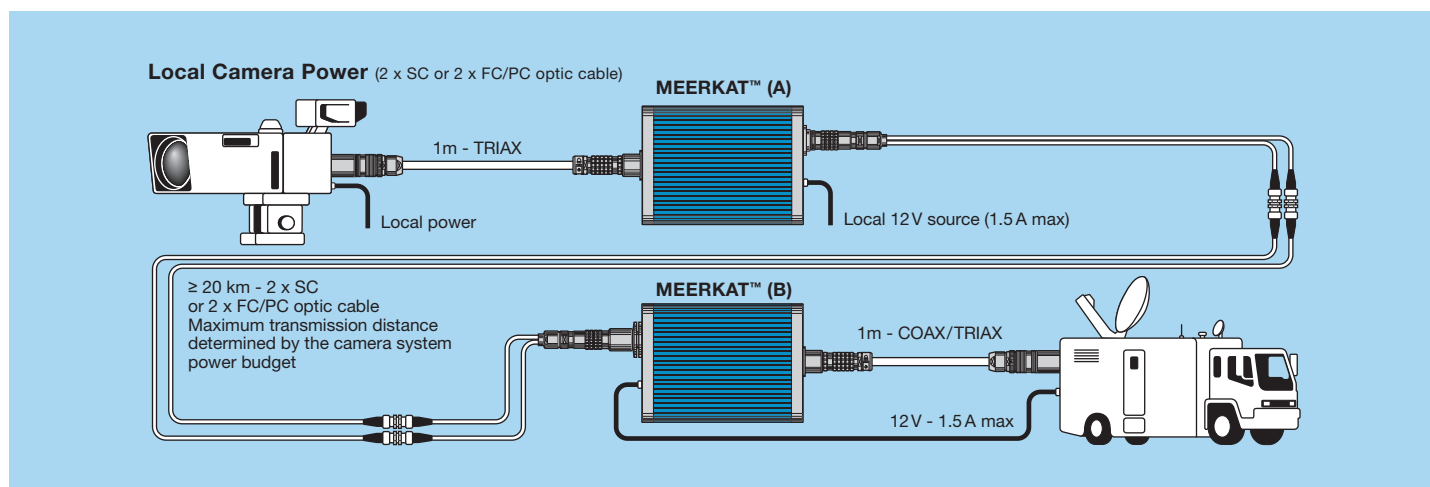
Manufacturer	Camera		Triax camera adaptor Part Nr	Base station	
	Part Nr	Type		Part Nr	Type
SONY®	BVP-E30	SD	CA590	CCU-790	SD
SONY®	BVP550	SD	CA550	CU-550	SD
SONY®	BVP950	SD	CA570	CCU-700	SD
SONY®	BVP700	SD		CCU-700	
SONY®	BVP750	SD		CCU-700	
SONY®				CCU-750	
SONY®				CCU-500	
Grass Valley™	LDK20s	SD	LDK5400	LDK4053	SD
Grass Valley™	LDK20s	SD	LDK5430	LDK4501	SD
Grass Valley™	LDK100	SD	LDK5400	LDK4053	SD
Grass Valley™	LDK200	SD	LDK5430	LDK4501	SD
Grass Valley™	LDK300	SD	LDK5400		SD
Grass Valley™	LDK300	SD	LDK5430	LDK4501SL	SD
Grass Valley™	LDK400	SD	LDK5400		SD
Grass Valley™	LDK400	SD	LDK5430	LDK4501SL	SD
Grass Valley™	LDK500	SD	LDK5400		SD
Grass Valley™	LDK500	SD	LDK5430	LDK4501SL	SD



Notes: Do not connect any camera other than those on the list above without contacting the LEMO Technical Support Group.

Option 2 - Local Camera Power

With the Local Camera Power setup, the camera is powered with its AC or DC voltage from a local source of power either - a generator or a power pack.




LEMO triax connector on the camera	Part number of the MEERKAT™ (A) on the camera side	Electrical triax connector on cable
Socket 4M.650	PHW.MT.3••.TFRP10	FGG.4M.650.CTLC90
Plug 4M.650	PHW.MT.3••.TPRP10	PHG.4M.650.CTAC90
Socket 4E.675	PHW.MT.3••.TFUP10	FFA.4E.675.CTAC90
Plug 4E.675	PHW.MT.3••.TPUP10	PCA.4E.675.CTLC90
Socket 4A.675	PHW.MT.3••.TFVP10	FXB.4A.675.CTCC85
Plug 4A.675	PHW.MT.3••.TPVP10	PXA.4A.675.CTRC85
Socket REDEL F	PHW.MT.3••.TFWP10	FAZ.T7.675.CTA02C
Socket 3T.675	PHW.MT.3••.TFTP10	FFA.3T.675.CTAY92S

LEMO triax connector on the CCU	Part number of the MEERKAT™ (B) on the CCU side	Electrical triax connector on cable
Plug 4M.650	FGW.MT.3••.TPRP10	PHG.4M.650.CTAC90
Socket 4M.650	FGW.MT.3••.TFRP10	FGG.4M.650.CTLC90
Plug 4E.675	FGW.MT.3••.TPUP10	PCA.4E.675.CTLC90
Socket 4E.675	FGW.MT.3••.TFUP10	FFA.4E.675.CTAC90
Plug 4A.675	FGW.MT.3••.TPVP10	PXA.4A.675.CTRC85
Socket 4A.675	FGW.MT.3••.TFVP10	FXB.4A.675.CTCC85
Plug REDEL F	FGW.MT.3••.TPWP10	PCZ.T7.675.CTL02C
Plug 3T.675	FGW.MT.3••.TPTP10	PCA.3T.675.CTLY92S

••	Camera system
KC	SONY® SD / Grass Valley™ SD
TH	Grass Valley™ HD / Grass Valley™ SD / SONY® SD

Cable camera to MEERKAT™ (A)	Type	Cable CCU to MEERKAT™ (B)
MAP.MC.TAA.MM012G	4A series	MAM.MC.TAA.CM012G
MAF.MC.TRA.AM012G	REDEL T7	MAR.MC.TRA.AM012G
MAC.MC.TMA.AM012G	4M series	MAG.MC.TMA.LM012G
MAL.MC.TEA.LM012G	4E series	MAA.MC.TEA.AM012G
MAA.MC.TTA.AM012G	3T series	MAC.MC.TTA.LM012G



Additional triax cables can be ordered for specific cameras. One set of cable comes with fully working MEERKAT™ System.

DISCLAIMER The information contained within this catalog and the functions offered are intended to provide information about products. All reasonable efforts have been made to ensure the accuracy of the information. However, LEMO cannot be held responsible for any errors. LEMO does not warrant the accuracy and reserves the right to make changes to the catalog and its functions at any time without notice.