



Chipsmall Limited consists of a professional team with an average of over 10 year of expertise in the distribution of electronic components. Based in Hongkong, we have already established firm and mutual-benefit business relationships with customers from,Europe,America and south Asia,supplying obsolete and hard-to-find components to meet their specific needs.

With the principle of “Quality Parts,Customers Priority,Honest Operation,and Considerate Service”,our business mainly focus on the distribution of electronic components. Line cards we deal with include Microchip,ALPS,ROHM,Xilinx,Pulse,ON,Everlight and Freescale. Main products comprise IC,Modules,Potentiometer,IC Socket,Relay,Connector.Our parts cover such applications as commercial,industrial, and automotives areas.

We are looking forward to setting up business relationship with you and hope to provide you with the best service and solution. Let us make a better world for our industry!



## Contact us

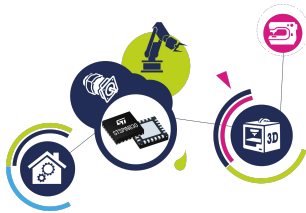

Tel: +86-755-8981 8866 Fax: +86-755-8427 6832

Email & Skype: info@chipsmall.com Web: www.chipsmall.com

Address: A1208, Overseas Decoration Building, #122 Zhenhua RD., Futian, Shenzhen, China



## Three-phase brushless DC motor driver expansion board based on STSPIN830 for STM32 Nucleo



### Features

- Operative voltage from 7 to 45 V
- Output current up to 1.5 A<sub>rms</sub>
- Supporting single shunt and three-shunt sensing
- Standby mode
- Flexible direct driving settable between 3 or 6 PWM inputs
- Current limiter with adjustable reference
- Overcurrent, short-circuit and interlocking protections
- Thermal shutdown and undervoltage lockout
- BEMF sensing circuitry
- Bus voltage and PCB temperature sensing
- Input connector for Hall-effect based sensors and encoder

### Description

The X-NUCLEO-IHM16M1 motor driver expansion board is based on the STSPIN830 monolithic driver for three-phase brushless motors.

It represents an affordable, easy-to-use solution for driving brushless motors in your STM32 Nucleo project, implementing single and three-shunt current sensing.

The STSPIN830 embeds a PWM current limiter with adjustable threshold together with a full set of protections.

The X-NUCLEO-IHM16M1 expansion board is compatible with the Arduino and ST morpho connectors, so it can be plugged to an STM32 Nucleo development board and stacked with additional STM32 Nucleo expansion boards.

Product summary	
Three-phase brushless DC motor driver expansion board based on STSPIN830 for STM32 Nucleo	X-NUCLEO-IHM16M1
Three-phase brushless monolithic motor driver	STSPIN830
STM32 Nucleo development board	STM32 Nucleo



Figure 3. X-NUCLEO-IHM16M1 circuit schematic (3 of 5)

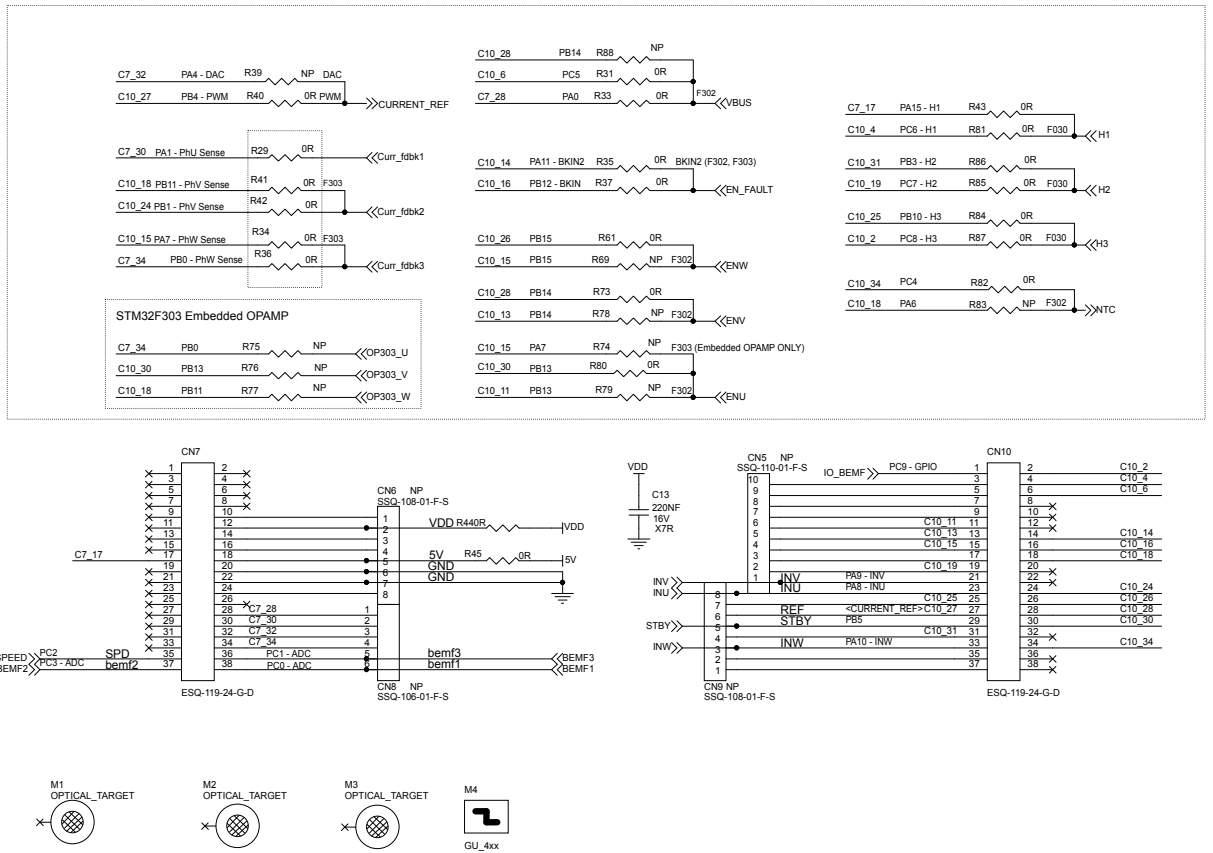


Figure 4. X-NUCLEO-IHM16M1 circuit schematic (4 of 5)

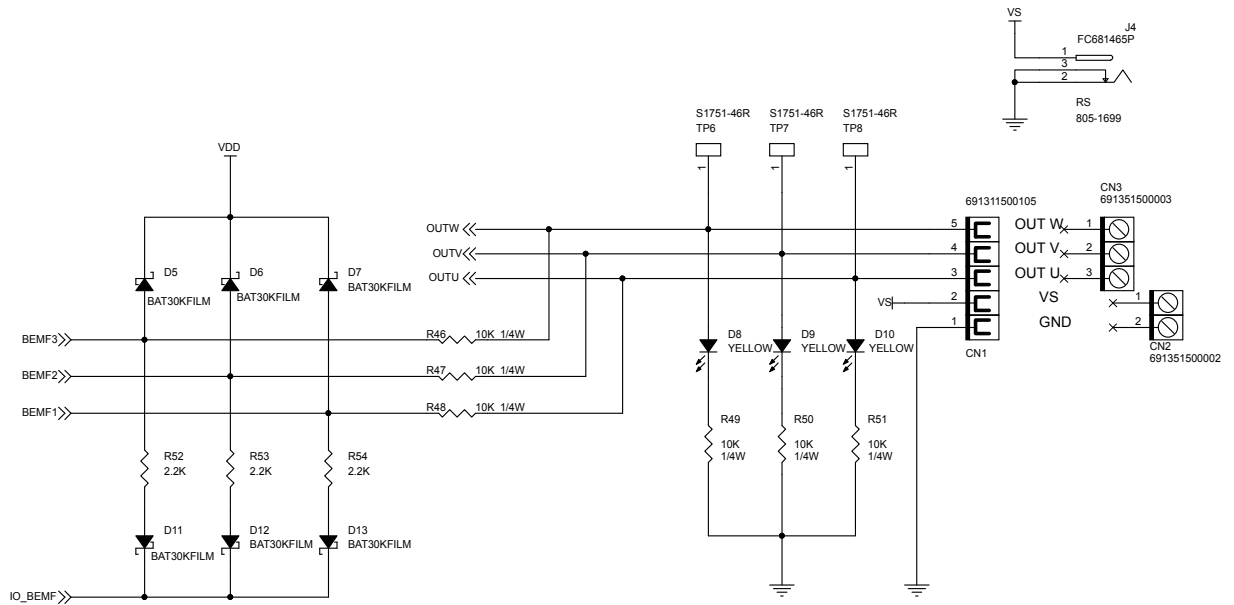
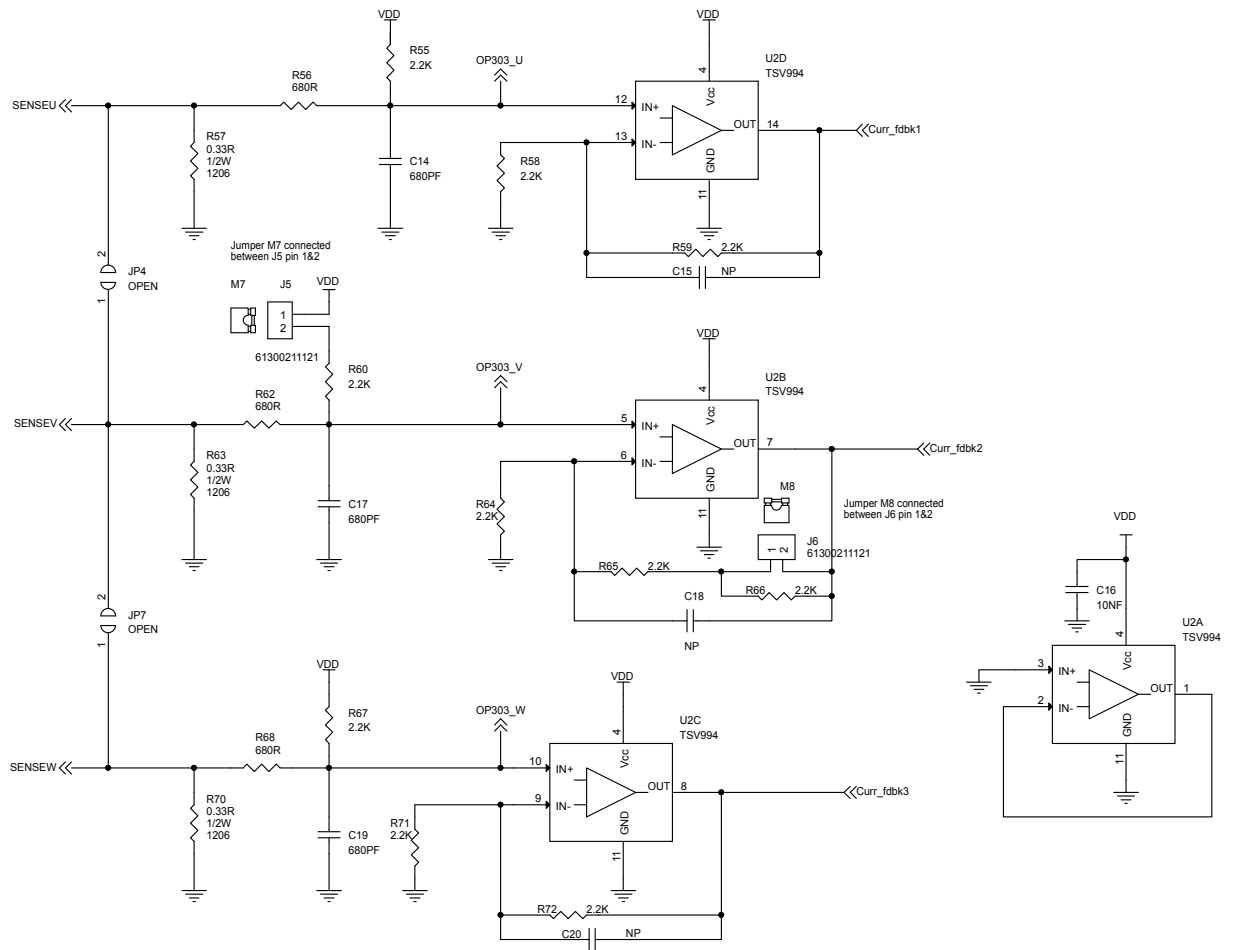


Figure 5. X-NUCLEO-IHM16M1 circuit schematic (5 of 5)



## Revision history

**Table 1. Document revision history**

Date	Version	Changes
15-May-2018	1	Initial release.

**IMPORTANT NOTICE – PLEASE READ CAREFULLY**

STMicroelectronics NV and its subsidiaries (“ST”) reserve the right to make changes, corrections, enhancements, modifications, and improvements to ST products and/or to this document at any time without notice. Purchasers should obtain the latest relevant information on ST products before placing orders. ST products are sold pursuant to ST’s terms and conditions of sale in place at the time of order acknowledgement.

Purchasers are solely responsible for the choice, selection, and use of ST products and ST assumes no liability for application assistance or the design of Purchasers’ products.

No license, express or implied, to any intellectual property right is granted by ST herein.

Resale of ST products with provisions different from the information set forth herein shall void any warranty granted by ST for such product.

ST and the ST logo are trademarks of ST. All other product or service names are the property of their respective owners.

Information in this document supersedes and replaces information previously supplied in any prior versions of this document.

© 2018 STMicroelectronics – All rights reserved