



Chipsmall Limited consists of a professional team with an average of over 10 year of expertise in the distribution of electronic components. Based in Hongkong, we have already established firm and mutual-benefit business relationships with customers from,Europe,America and south Asia,supplying obsolete and hard-to-find components to meet their specific needs.

With the principle of “Quality Parts,Customers Priority,Honest Operation,and Considerate Service”,our business mainly focus on the distribution of electronic components. Line cards we deal with include Microchip,ALPS,ROHM,Xilinx,Pulse,ON,Everlight and Freescale. Main products comprise IC,Modules,Potentiometer,IC Socket,Relay,Connector.Our parts cover such applications as commercial,industrial, and automotives areas.

We are looking forward to setting up business relationship with you and hope to provide you with the best service and solution. Let us make a better world for our industry!



Contact us

Tel: +86-755-8981 8866 Fax: +86-755-8427 6832

Email & Skype: info@chipsmall.com Web: www.chipsmall.com

Address: A1208, Overseas Decoration Building, #122 Zhenhua RD., Futian, Shenzhen, China



- Status Indicating LED on X4 Series
- UL, CSA, and CE

Solid state I/O switching modules deliver an electrically clean, photo-isolated, noise-free "output" interface from logic level control systems to external loads such as motors, valves, solenoids, etc. -- or an "input" interface from the load or sensors to microprocessor or computer-based logic level systems. Designed for long, reliable service in demanding industrial environments.

INPUT SPECIFICATIONS	IDC5 (S)MIDC5 X4IDC5	IDC15 (S)MIDC15 X4IDC15	IDC24 (S)MIDC24 X4IDC24	IDC5D (S)MIDC5D X4IDC5D	IDC15D (S)MIDC15D X4IDC15D	IDC24D (S)MIDC24D X4IDC24D
Nominal Input Voltage [Vdc]	24	24	24	24	24	24
Min. Input Voltage [Vdc]	10	10	10	3.3	3.3	3.3
Max. Input Voltage [Vdc]	36	36	36	32	32	32
Nominal Input Resistance [ohm]	-	-	-	1K	1K	1K
Max. Input Current [mAdc]	16	16	16	32	32	32
Drop Out Current [mAdc]	1.0	1.0	1.0	1.0	1.0	1.0
Allowable Off-State Current [mAdc]	1.0	1.0	1.0	1.0	1.0	1.0
Allowable Off-State Voltage [Vdc]	2.0	2.0	2.0	2.0	2.0	2.0

OUTPUT SPECIFICATIONS

Nominal Logic Voltage [Vdc]	5	15	24	5	15	24
Min. Logic Voltage [Vdc] (X4 Series)	1.5 (3)	8.5 (10)	16.5 (18)	1.5 (3)	8.5 (10)	16.5 (18)
Max. Logic Voltage [Vdc] (X4 Series)	6.0 (7)	18.5 (20)	30.5 (32)	5.5 (7)	18.5 (20)	30.5 (32)
Typical Logic Supply Current [mAdc]	10	10	10	10	10	10
Max. Logic Supply Current [mAdc]	18	16	14	18	16	14
Max. Logic Supply Leakage Current [µAdc]	10	10	10	10	10	10
Max. Output Voltage [Vdc]	30	30	30	30	30	30
Max. Output Current [mAdc]	50	50	50	50	50	50
Max. Output Leakage Current [µAdc]	10	10	10	10	10	10
Max. Output Voltage Drop [mVdc]	200	200	200	200	200	200
Max. Turn-On Time [µsec] ①	1000	1000	1000	300	300	300
Max. Turn-Off Time [µsec] ①	1000	1000	1000	600	600	600

GENERAL NOTES

① At nominal voltage and room temperature.

© 2003 CRYDOM CORP Specifications subject to change without notice.

For recommended applications and more information contact:

USA: Sales Support (877) 502-5500 **Tech Support** (877) 702-7700 **FAX** (619) 710-8540

Crydom Corp, 2320 Paseo de las Americas, Ste. 201, San Diego, CA 92154

Email: sales@crydom.com **WEB SITE:** http://www.crydom.com

UK: +44 (0)1202 365070 • **FAX** +44 (0)1202 365090 Crydom International Ltd., 7 Cobham

Road, Ferndown Industrial Estate, Ferndown, Dorset BH21 7PE, **Email:** intsales@crydom.com.

GERMANY: +49 (0)180 3000 506

GENERAL SPECIFICATIONS

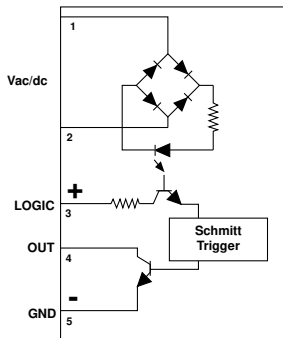
Operating temperature range	-30 to +80° C
Storage temperature range	-40 to +100° C
Isolation	4,000 Vrms
Capacitance input to output	8 pF
Package Color	White

APPLICATION NOTES

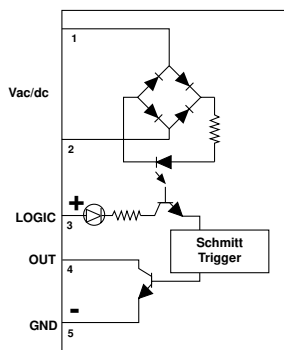
- Do not install or remove modules in live (electrically hot) circuits. High voltage may be present.
- An externally located commutating diode must be installed across inductive loads
- I/O module boards also available

WIRING & MECHANICAL DIAGRAMS

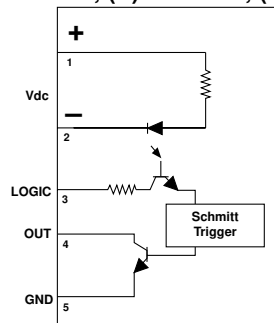
IDC5, IDC15, IDC24
(S)MIDC5, MIDC15, MIDC24



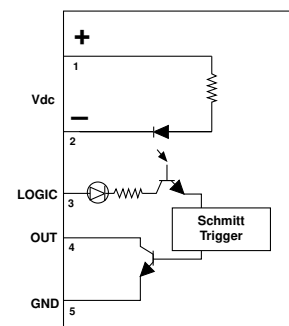
X4IDC5, X4IDC15, X4IDC24



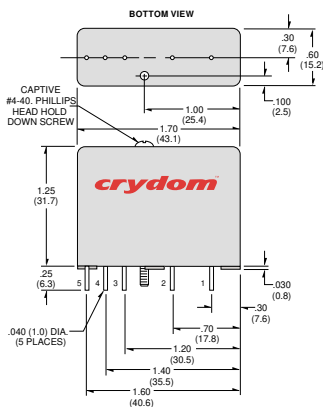
IDC5D, IDC15D, IDC24D
(S)MIDC5D, (S)MIDC15D, (S)MIDC24D



X4IDC5D, X4IDC15D, X4IDC24D

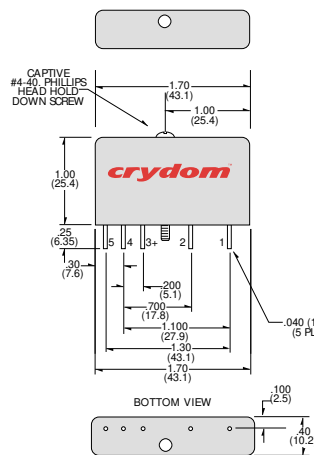


Standard Series, IDC

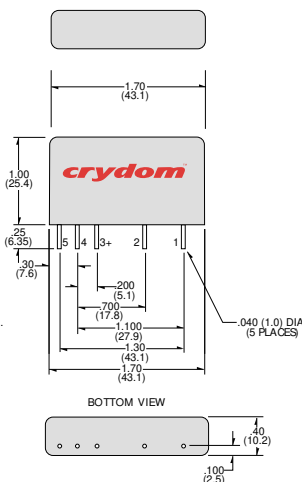


MINI-PACK Series, (S)MIDC

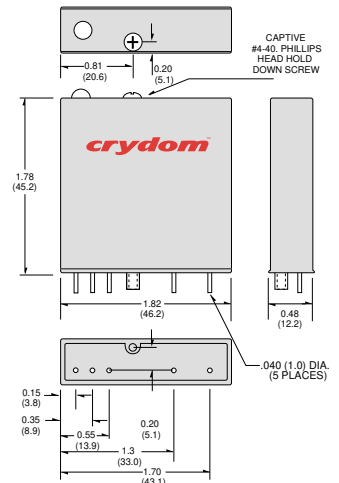
SM Prefix



M Prefix



X4 Series, X4IDC



All dimensions are in inches (millimeters)

© 2003 CRYDOM CORP Specifications subject to change without notice.