



Chipsmall Limited consists of a professional team with an average of over 10 year of expertise in the distribution of electronic components. Based in Hongkong, we have already established firm and mutual-benefit business relationships with customers from,Europe,America and south Asia,supplying obsolete and hard-to-find components to meet their specific needs.

With the principle of “Quality Parts,Customers Priority,Honest Operation,and Considerate Service”,our business mainly focus on the distribution of electronic components. Line cards we deal with include Microchip,ALPS,ROHM,Xilinx,Pulse,ON,Everlight and Freescale. Main products comprise IC,Modules,Potentiometer,IC Socket,Relay,Connector.Our parts cover such applications as commercial,industrial, and automotives areas.

We are looking forward to setting up business relationship with you and hope to provide you with the best service and solution. Let us make a better world for our industry!



Contact us

Tel: +86-755-8981 8866 Fax: +86-755-8427 6832

Email & Skype: info@chipsmall.com Web: www.chipsmall.com

Address: A1208, Overseas Decoration Building, #122 Zhenhua RD., Futian, Shenzhen, China



IXOLAR™ High Efficiency SolarBIT

Description

IXOLAR™ SolarBITs are IXYS' product line of coated monocrystalline, high efficiency solar cell products using IXYS' XOD17 bondable solar cell dies. SolarBITs have reflow solderable surface mount packages, they are available in tape and reel packages and can be automatically pick and place mounted. There are 3 different SolarBITs available with different voltage and current output.

The IXOLAR™ SolarBITs are ideal for charging various battery powered and handheld consumer products such as mobile phones, cameras, PDAs, MP3-Players and toys. They are also suitable for industrial applications such as wireless sensors, portable instrumentation and for charging emergency backup batteries.

With a cell efficiency of typically 17%, SolarBITs give the ability to extend run time even in "low light" conditions and increase battery life and run time in a small footprint, which can be easily accommodated in the design of Portable Products. The design allows connecting SolarBITs flexibly in series and/or parallel to perfectly meet the application's power requirements.

IXOLAR™ products have a very good response over a wide wavelength range and therefore can be used in both indoor and outdoor applications.

Product and Ordering Information


Part Number	Open Circuit Voltage [V]	Short Circuit Current [mA]	Typ. Voltage @ P _{mpp} [V]	Typ. Current @ P _{mpp} [mA]
XOB17-12x1	0.63	42.0	0.51	39.0
XOB17-04x3	1.89	12.6	1.53	11.7
XOB17-01x8	4.90	4.2	4.00	3.9

(parameters given are typical values)

Dimensions (L x W x H): 22 x 7 x 1.6 [mm]

SolarBIT Weight: 0.5 grams

SolarBITs are compliant to the RoHS Norm.



SolarBIT Electrical Characteristics

Symbol	Cell Parameter	Typical Ratings *)	Units
V _{OC}	open circuit voltage	630	mV
J _{SC}	short circuit current density	35	mA/cm ²
V _{mpp}	voltage at max. power point	505	mV
J _{mpp}	current density at max. power point	32.5	mA/cm ²
P _{mpp}	maximum peak power	16.6	mW/cm ²
FF	fill factor	> 75	%
?	efficiency	17	%
?V _{OC} ?T	open circuit voltage temp. coefficient	-2.1	mV/K
?J _{SC} ?T	short circuit current temp. coefficient	0.12	mA/(cm ² K)

*) All values measured at Standard Condition: 1 sun (= 1000 W/m²), Air Mass 1.5, 25°C

Features

- Monocrystalline silicon technology
- High efficiency outdoor and indoor
- Long life and stable output
- Sealed Package
- Surface Mount Package
- Reflow Solderable
- Very high mechanical robustness

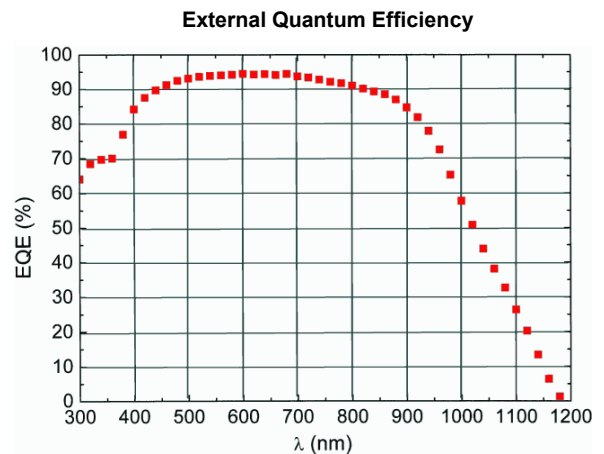
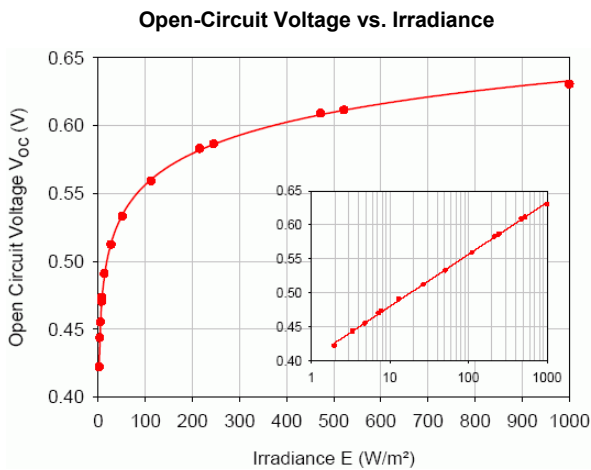
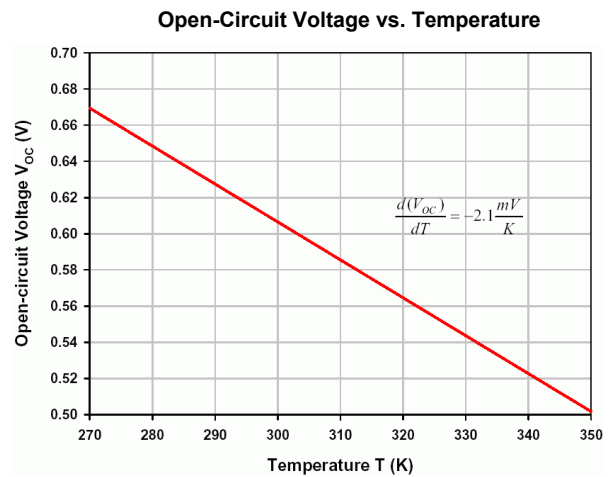
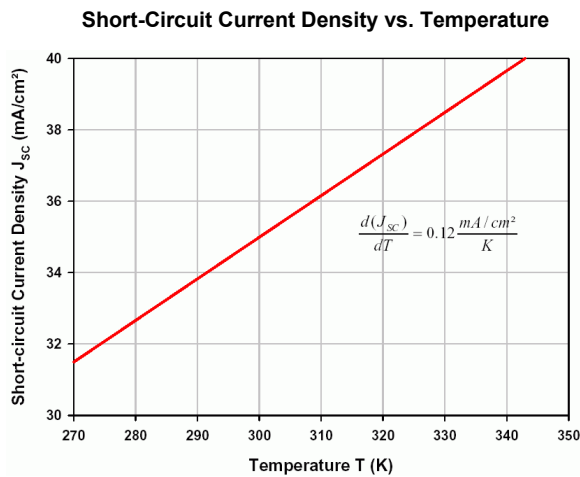
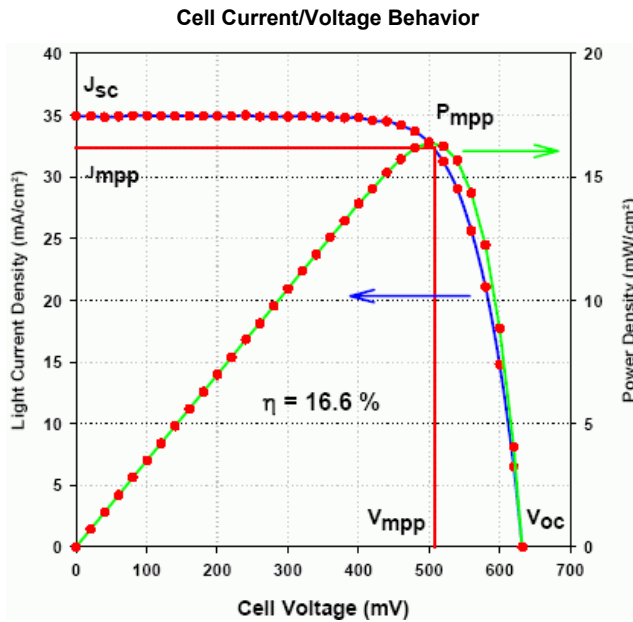
Applications

- Battery chargers for portables such as cell phones, PDAs, GPS-Systems, ...
- "Green" electricity generation
- Power backup for UPS, Sensors, Wearables




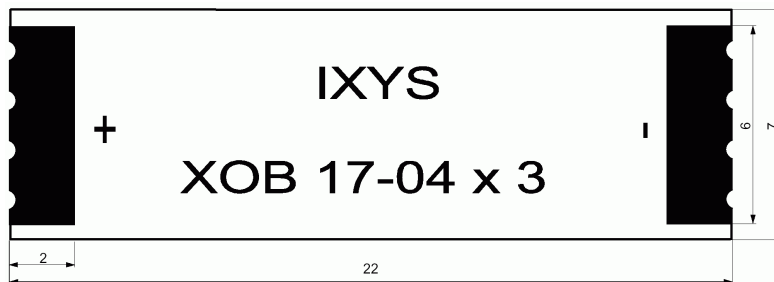
Advantages

- Automatic Pick & Place Mounting
- One Product for Multiple Applications
- Flexible Integration into the Application

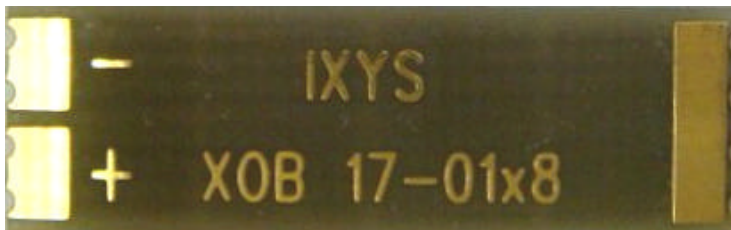
Typical SolarBIT Performance Data



Package front-side and back-side view
XOB17-12x1

XOB17-04x3

XOB17-01x8

SolarBIT Pad Design
XOB17-12x1 and XOB17-04x3:


(dimensions in millimeters)

XOB17-01x8:


A proper drawing will be added here.
 The two contact pads on the left are 2.75mm by 2mm with 0.5mm spacing. The pad on the right is 6mm by 1.6mm with 0.4mm spacing from the boarder. The spacing between the pads on the left and the right is 18mm.

(dimensions in millimeters)

SolarBIT PCB Layout Recommendation:

The PCB layout foot print should be equivalent to the layout of the SolarBIT but on the contact pads on the short end(s) it should be half a millimeter larger than the SolarBIT. For the XOB17-12x1 and XOB17-04x3 SolarBIT one may use two pads of (6 x 2.5)mm size with 18mm spacing.

Moisture Sensitivity, Reflow Soldering and Washing Information

IXYS has characterized the moisture reflow sensitivity of the SolarBITs using IPC/JEDEC standard J-STD-020. Moisture uptake from atmospheric humidity occurs by diffusion. During the solder reflow process, in which the component is attached to the PCB, the whole body of the component is exposed to high process temperatures. The combination of moisture uptake and high reflow soldering temperatures may lead to moisture induced delamination and cracking of the component. To prevent this, this component must be handled in accordance with IPC/JEDEC standard J-STD-020 per the labelled moisture sensitivity level (MSL), level 1.

IXYS does not recommend the use of chlorinated solvents.

Tube Carrier Packaging

SolarBITs are shipped in 460 mm long clear PVC carrier tubes with antistatic coating. A tube contains 20 SolarBIT devices.

Tape and Reel Information

Under development. It is the intention to use a tape with 44mm standard width and to pack 1kpcs SolarBITs per reel.

IXYS makes no representations or warranties with respect to the accuracy or completeness of the contents of this publication and reserves the right to make changes to specifications and product descriptions at any time without notice. Neither circuit patent licenses or indemnity are expressed or implied. Except as set forth in IXYS' Standard Terms and Conditions of Sale, IXYS assumes no liability whatsoever, and disclaims any express or implied warranty relating to its products, including, but not limited to, the implied warranty of merchantability, fitness for a particular purpose, or infringement of any intellectual property right.

The products described in this document are not designed, intended, authorized, or warranted for use as components in systems intended for surgical implant into the body, or in other applications intended to support or sustain life, or where malfunction of IXYS' product may result in direct physical harm, injury, or death to a person or severe property or environmental damage. IXYS reserves the right to discontinue or make changes to its products at any time without notice.