



Chipsmall Limited consists of a professional team with an average of over 10 year of expertise in the distribution of electronic components. Based in Hongkong, we have already established firm and mutual-benefit business relationships with customers from,Europe,America and south Asia,supplying obsolete and hard-to-find components to meet their specific needs.

With the principle of “Quality Parts,Customers Priority,Honest Operation,and Considerate Service”,our business mainly focus on the distribution of electronic components. Line cards we deal with include Microchip,ALPS,ROHM,Xilinx,Pulse,ON,Everlight and Freescale. Main products comprise IC,Modules,Potentiometer,IC Socket,Relay,Connector.Our parts cover such applications as commercial,industrial, and automotives areas.

We are looking forward to setting up business relationship with you and hope to provide you with the best service and solution. Let us make a better world for our industry!



## Contact us

Tel: +86-755-8981 8866 Fax: +86-755-8427 6832

Email & Skype: info@chipsmall.com Web: www.chipsmall.com

Address: A1208, Overseas Decoration Building, #122 Zhenhua RD., Futian, Shenzhen, China



## **Bulk Metal® Foil Resistor Standard with TCR of 0.3 ppm/°C, High Stability and Accuracy for Laboratory Calibration Standards** **Direct Plug-In Device for Most DMM'S Available in the Market**



### INTRODUCTION

A manufacturer of the most precise production-size resistors available, Vishay Foil Resistors (VFR) has experienced the problems presented by virtually all available conventional and specialized secondary standards. Among these are: instrument accuracy, resistance shifts caused by load, temperature or environmental changes, difficulty in measurement of last digits, limitation on usable frequency, size and ease of setting.

From intensive analysis of these problems, VFR has developed a complete new design. With the unequalled combination of the Bulk Metal® Foil resistor's performances, Vishay Foil resistors offer accuracy, stability and versatility never before combined in a secondary standard resistor.

The FSR reduces these major problems to insignificance: accuracy, resistance shift, frequency, and size.

Our Application Engineering department is available to advise and make recommendations.

For non-standard technical requirements and special applications, please contact us via email.

#### Note

<sup>(1)</sup> Measured by comparison against Vishay Foil Resistor standards which are traceable to NIST.

### FEATURES

- Temperature coefficient of resistance (TCR): To  $\pm 0.3$  ppm/°C (+15°C to +45°C) (see Table 1)
- Max TCR: 10 to 30 ppm window (see Figure 3)
- Resistance range: 1Ω to 150 kΩ (for higher and lower values, please contact Applications Engineering)
- **Available up to six significant digits (e.g., 9K99962)**
- **Resistance tolerance available for ordering: to  $\pm 0.005\%$  (50 ppm)**
- **High accuracy: to 10 ppm (see Table 1)**
- **Stability:  $\pm 0.0005\%$  (5 ppm) at 25°C, 12 months**
- **No humidity effect: resistive element hermetically sealed against moisture**
- **Small size and robust construction**
- **Direct plug-in device for most DMM's available in the market**
- **Each unit is supplied with certificate of accuracy<sup>(1)</sup>**
- **RF shielded case**
- **Four terminal constructions with an additional ground socket**
- **Vishay Foil resistors are not restricted to standard values; specific "as required" values can be supplied at no additional cost or delivery time (e.g., 1K23456 vs. 1K)**
- Thermal stabilization time <1 s (nominal value achieved within 10 ppm of steady state value)
- Electrostatic discharge (ESD) at least to 25 kV
- Rise time: 1 ns effectively no ringing
- Current noise: 0.010  $\mu$ VRMS/V of applied voltage (<-40 dB)
- Voltage coefficient: 0.1 ppm/V
- Non inductive: 0.08  $\mu$ H
- Non hot spot design

**FIGURE 1 – DEMONSTRATION FOR EASE OF INSTALLATION ON DMM**





# FSR (Secondary Standard Foil Resistor)

Vishay Foil Resistors



**TABLE 1 – FSR SPECIFICATIONS<sup>(1)</sup>**

NOMINAL RESISTANCE VALUE (Ω)	RESISTANCE TOLERANCE <sup>(2)</sup> (PPM)	ACCURACY (PPM)	TYPICAL TCR (PPM/°C) +15°C TO +45°C	STABILITY AT 25°C, 12 MONTHS (PPM)	MAX. ALLOWED POWER AT 25°C <sup>(3)</sup> (W)
1–9.9	100	50	±1	5	0.2
10–49.9	100	10	±0.6	5	0.2
50–99.9	50	10	±0.5	5	0.2
100–150K	50	10	±0.3	5	0.2

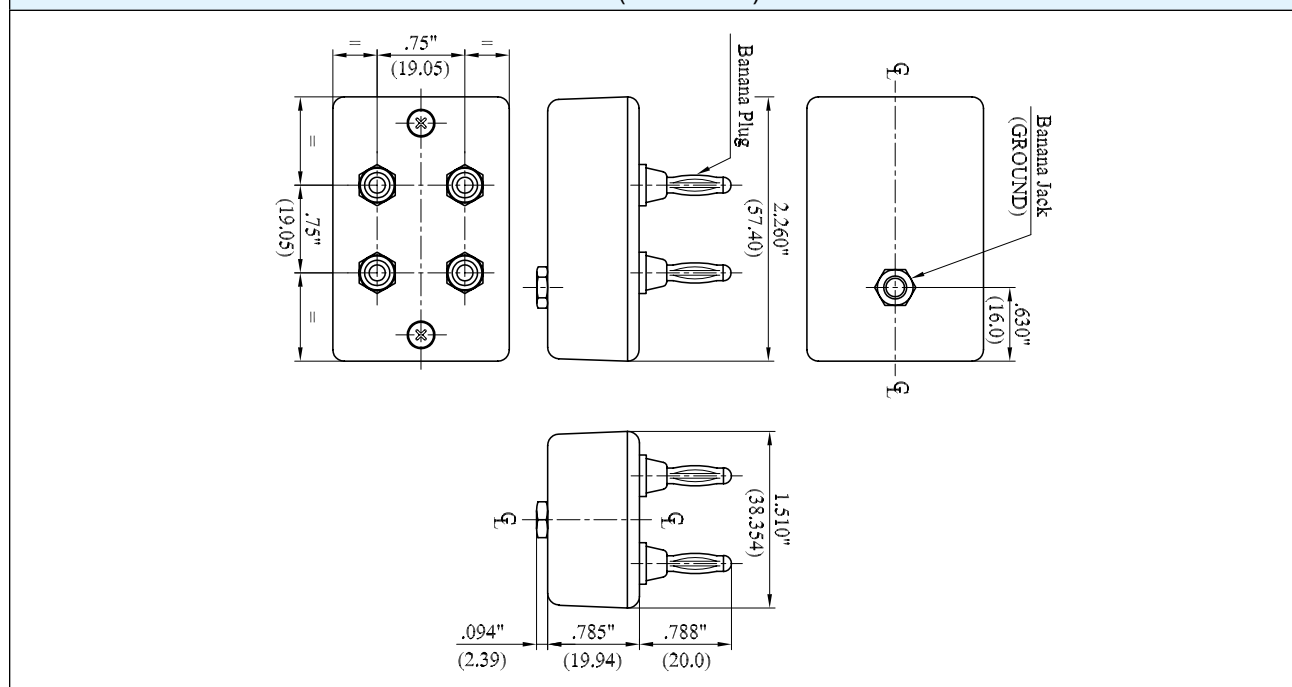
**Note**

- (1) Each unit supplied is within the specified tolerance of the nominal ordered value. In addition, each unit is marked with the actual measured value, such actual measured value being within the specified accuracy of the marked value.
- (2) For better tolerances, please contact Application Engineering via email below
- (3) Maximum voltage for a given resistance value is calculated using  $V = \sqrt{P \times R}$

**TABLE 2 – GENERAL SPECIFICATIONS**

SPECIFICATIONS	PARAMETERS
Body and Cover	High impact polystyrene
Finish	Black textured
Weight	45 grams
Terminals	Nickel Silver
Operating Temperature Range	+15°C to +45°C

**FIGURE 2 – PHYSICAL DIMENSIONS** in Inches (Millimeters)

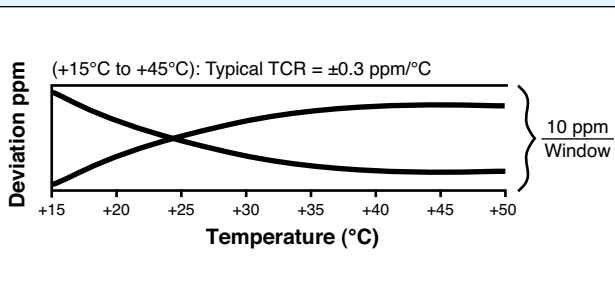


**APPLICATIONS**

In addition to the standard applications for decade boxes and secondary standards, the FSR greatly extends the range of usefulness for these instruments due to their high frequency performance (e.g., R&D, incoming and outgoing inspection stations, quality control, laboratory, etc.).

Vishay Foil Resistors' secondary standards are used for adjustable, direct reading resistance and are substitution components of: RTD, bridge, attenuators, voltage dividers, multipliers, adjustable feedback resistors (for use with operational amplifiers), ladder (network) elements, etc.

**FIGURE 3—TYPICAL TCR CURVES WITHIN 10 PPM WINDOW**

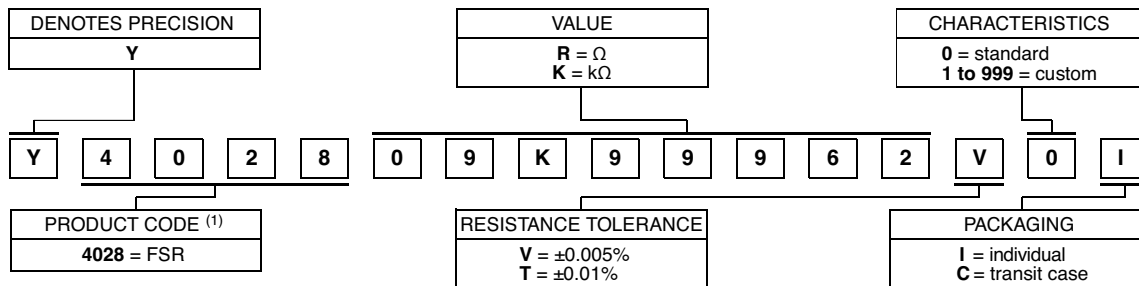


**FIGURE 4—TRANSIT CASE (OPTIONAL)**

FSR device units can be supplied in a protective, lightweight transit case, shielding the units against potential damage or exposure to changes in temperature during transportation. The protective case can store up to 9 FSR units.

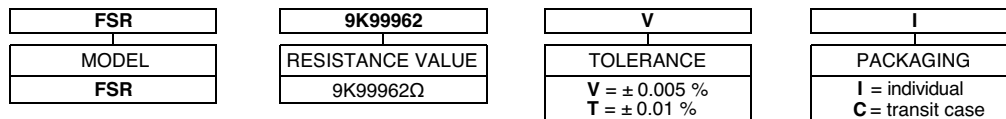


**TABLE 3—GLOBAL PART NUMBER INFORMATION <sup>(1)</sup>**



FOR EXAMPLE: ABOVE GLOBAL ORDER Y4028 09K99962 V 0 I:  
TYPE: FSR  
VALUE: 9K99962Ω  
ABSOLUTE TOLERANCE: ±0.005%  
TERMINATION: standard  
PACKAGING: individual

HISTORICAL PART NUMBER: FSR 9K99962 V I



**Note**

<sup>(1)</sup> For non-standard requests, please contact Application Engineering

## Disclaimer

ALL PRODUCTS, PRODUCT SPECIFICATIONS AND DATA ARE SUBJECT TO CHANGE WITHOUT NOTICE.

Vishay Precision Group, Inc., its affiliates, agents, and employees, and all persons acting on its or their behalf (collectively, "Vishay Precision Group"), disclaim any and all liability for any errors, inaccuracies or incompleteness contained herein or in any other disclosure relating to any product.

The product specifications do not expand or otherwise modify Vishay Precision Group's terms and conditions of purchase, including but not limited to, the warranty expressed therein.

Vishay Precision Group makes no warranty, representation or guarantee other than as set forth in the terms and conditions of purchase. **To the maximum extent permitted by applicable law, Vishay Precision Group disclaims (i) any and all liability arising out of the application or use of any product, (ii) any and all liability, including without limitation special, consequential or incidental damages, and (iii) any and all implied warranties, including warranties of fitness for particular purpose, non-infringement and merchantability.**

Information provided in datasheets and/or specifications may vary from actual results in different applications and performance may vary over time. Statements regarding the suitability of products for certain types of applications are based on Vishay Precision Group's knowledge of typical requirements that are often placed on Vishay Precision Group products. It is the customer's responsibility to validate that a particular product with the properties described in the product specification is suitable for use in a particular application.

No license, express, implied, or otherwise, to any intellectual property rights is granted by this document, or by any conduct of Vishay Precision Group.

The products shown herein are not designed for use in life-saving or life-sustaining applications unless otherwise expressly indicated. Customers using or selling Vishay Precision Group products not expressly indicated for use in such applications do so entirely at their own risk and agree to fully indemnify Vishay Precision Group for any damages arising or resulting from such use or sale. Please contact authorized Vishay Precision Group personnel to obtain written terms and conditions regarding products designed for such applications.

Product names and markings noted herein may be trademarks of their respective owners.