



Chipsmall Limited consists of a professional team with an average of over 10 year of expertise in the distribution of electronic components. Based in Hongkong, we have already established firm and mutual-benefit business relationships with customers from,Europe,America and south Asia,supplying obsolete and hard-to-find components to meet their specific needs.

With the principle of “Quality Parts,Customers Priority,Honest Operation,and Considerate Service”,our business mainly focus on the distribution of electronic components. Line cards we deal with include Microchip,ALPS,ROHM,Xilinx,Pulse,ON,Everlight and Freescale. Main products comprise IC,Modules,Potentiometer,IC Socket,Relay,Connector.Our parts cover such applications as commercial,industrial, and automotives areas.

We are looking forward to setting up business relationship with you and hope to provide you with the best service and solution. Let us make a better world for our industry!



## Contact us

Tel: +86-755-8981 8866 Fax: +86-755-8427 6832

Email & Skype: info@chipsmall.com Web: www.chipsmall.com

Address: A1208, Overseas Decoration Building, #122 Zhenhua RD., Futian, Shenzhen, China





Smart Technology. Delivered.

# Yagi NLOS Antennas

## YA9-9/ YA9-11/ YA9-13



### 860 TO 960 MHz NLOS YAGI ANTENNA

The NLOS series antenna system offered by Laird Technologies is constructed of stainless steel for outstanding service life. Individual elements are welded to the main beam for permanent attachment. Welded elements give more consistent signal performance because they ensure high conductivity across the antenna surface. These antennas have high gain and good front to back performance to minimize external interference. They can be mounted in vertical or horizontal polarization. They come standard with an 18 inch pigtail cable terminated with an N female connector. Other connector types are available upon request.

#### FEATURES

- High-gain directional antenna
- Available in 9, 11, and 13 dBi gain models
- Stainless steel construction, low wind loading
- Simple installation - vertical or horizontal polarization
- 18 in pigtail with type N female connector standard
- DC ground for lightning protection

#### MARKETS

- 900 MHz ISM band applications
- Non line-of-sight applications
- WISP CPE equipment
- Cellular applications
- WiMAX

#### SPECIFICATIONS

PARAMETER	YA9-9	YA9-11	YA9-13
Frequency range	860 - 960 MHz	860 - 960 MHz	860 - 960 MHz
VSWR	1.5:1	1.5:1	1.5:1
Impedance	50 ohm	50 ohm	50 ohm
Input power	100 watts	100 watts	100 watts
Pole size	1 to 2 in (25 to 51 mm)	1 to 2 in (25 to 51 mm)	1 to 2 in (25 to 51 mm)
Operating temperature	-45° to +70°C	-45° to +70°C	-45° to +70°C
Rated wind velocity	125 mph (56 m/sec)	125 mph (56 m/sec)	125 mph (56 m/sec)
Gain	9 dB	11 dB	13 dB
Number of elements	5	8	15
Beamwidth	53°	50°	30°
Front to back	> 14 dB	> 15 dB	> 18 dB
Weight	1.9 lbs (0.7 kg)	2.4 lbs (0.9 kg)	3.3 lbs (1.25 kg)
Length dimension element width ~ 6" (152 mm)	19.7 in (0.5 m)	35.4 in (0.9 m)	57 in (1.45 m)

#### WIND LOADING (LBS.)

MODEL	SQ. IN	100 MPH	125 MPH	100 MPH WITH ½ INCH RADIAL ICE
YA9-9	19	4.75 lbs	7.42 lbs	8 lbs
YA9-11	29	7.25 lbs	11.3 lbs	12 lbs
YA9-13	45	11.3 lbs	17.6 lbs	21 lbs

Americas: +1.847.839.6907  
IAS-AmericasEastSales@lairdtech.com

Europe: +44.1628.858941

IAS-EUSales@lairdtech.com

Asia: ++86.21.5855.0827.127

IAS-AsiaSales@lairdtech.com

[www.lairdtech.com](http://www.lairdtech.com)

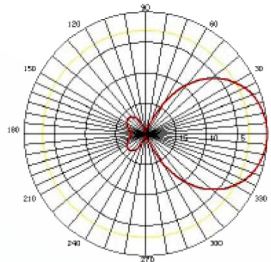


Smart Technology. Delivered.

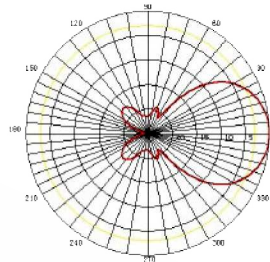
# Yagi NLOS Antennas

## YA9-9 / YA9-11 / YA9-13

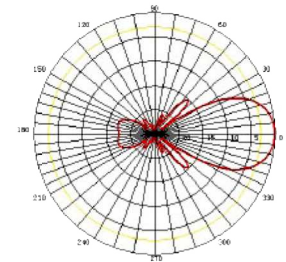
### ANTENNA PATTERNS



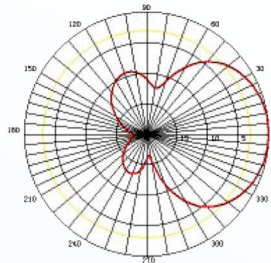
YA9-9  
E-Plane



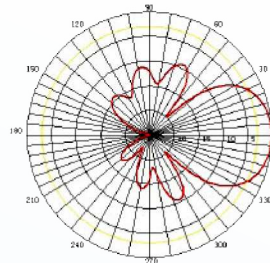
YA9-11  
E-Plane



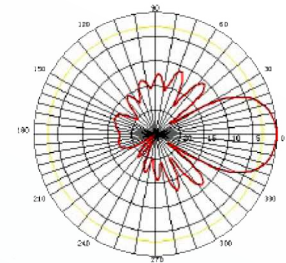
YA9-13  
E-Plane



YA9-9  
H-Plane



YA9-11  
H-Plane



YA9-13  
H-Plane

### SYSTEM ORDERING

- YA9-9 9 dB NLOS series 900 MHz Yagi antenna with N female connector
- YA9-11 11 dB NLOS series 900 MHz Yagi antenna with N female connector
- YA9-13 13 dB NLOS series 900 MHz Yagi antenna with N female connector

### NOTES

- All shipments F.O.B. Schaumburg, IL 60173

ANT-DS-YA9 0316

Any information furnished by Laird Inc. and its agents is believed to be accurate and reliable. All specifications are subject to change without notice. Responsibility for the use and application of Laird materials rests with the end user, since Laird and its agents cannot be aware of all potential uses. Laird makes no warranties as to the fitness, merchantability or suitability of any Laird materials or products for any specific or general uses. Laird shall not be liable for incidental or consequential damages of any kind. All Laird products are sold pursuant to the Laird Terms and Conditions of sale in effect from time to time, a copy of which will be furnished upon request. © Copyright 2016 Laird Inc. All Rights Reserved. Laird, Laird Technologies, the Laird Logo, and other marks are trade marks or registered trade marks of Laird Inc. or an affiliate company thereof. Other product or service names may be the property of third parties. Nothing herein provides a license under any Laird or any third party intellectual property rights.