



Chipsmall Limited consists of a professional team with an average of over 10 year of expertise in the distribution of electronic components. Based in Hongkong, we have already established firm and mutual-benefit business relationships with customers from,Europe,America and south Asia,supplying obsolete and hard-to-find components to meet their specific needs.

With the principle of “Quality Parts,Customers Priority,Honest Operation,and Considerate Service”,our business mainly focus on the distribution of electronic components. Line cards we deal with include Microchip,ALPS,ROHM,Xilinx,Pulse,ON,Everlight and Freescale. Main products comprise IC,Modules,Potentiometer,IC Socket,Relay,Connector.Our parts cover such applications as commercial,industrial, and automotives areas.

We are looking forward to setting up business relationship with you and hope to provide you with the best service and solution. Let us make a better world for our industry!



## Contact us

Tel: +86-755-8981 8866 Fax: +86-755-8427 6832

Email & Skype: info@chipsmall.com Web: www.chipsmall.com

Address: A1208, Overseas Decoration Building, #122 Zhenhua RD., Futian, Shenzhen, China





Smart Technology. Delivered.

# Vertical or Horizontal Polarized Broadband Directional Antenna

## YE572113

### 5725-6000 MHz VERTICAL OR HORIZONTAL POLARIZED DIRECTIONAL ANTENNA

The Laird YE572113 12.5 dBi gain directional antenna operates in the 5725-6000 MHz band and is designed to complement interior or exterior mounted wireless communication systems. The YE572113 directional antenna provides high gain performance and is configured with a 30 cm Plenum Rated cable terminated with an SMA connector. The YE572113 standard articulating arm mount enables either wall or mast mounting providing maximum installation flexibility. The Laird YE572113 high gain directional antenna is an excellent solution for both indoor and outdoor applications.



Patent Pending YE572113



### FEATURES

- 12.5 dBi antenna gain.
- SMA male connector with 30 cm (1') RG58 Low Temperature Plenum Rated cable.
- IP67 Rated, lightweight design for indoor & outdoor use.
- UV Stable polycarbonate radome.
- Standard articulating arm mount for mast or wall installations.
- Performance engineered for optimum performance.

### MARKETS - APPLICATIONS

- Wireless broadband systems
- DSRC (Dedicated Short Range Communications)
- ITS (Intelligent Transportation Systems)
- Point-to-multi-point systems
- WLAN access points

PARAMETER	SPECIFICATIONS		
Model	YE572113		
Frequency Bands, MHz	5725- 5850	5850- 5925	5925- 6000
Peak Gain, dBi (Avg)	12.5	13.0	12.7
Peak Gain, (Max)	13.2	13.2	12.9
VSWR, Avg	1.4:1	1.2:1	1.4:1
VSWR, Max	1.8:1	1.5:1	2.0:1
Nominal Impedance	50Ω		
Polarization	Vertical or Horizontal		
Azimuth 3 dB Beamwidth	35°		
Elevation 3 dB Beamwidth	35°		
Front-to-Back Ratio	15 dB		
Side Lobe	14 dB		
Max Power (Ambient 25°C)	25 Watts		
Antenna Dimension (L x W)	149.1 x 58.6 mm (5.87" x 2.31")		
Weight w/ Bracket	0.16 kg (0.35 lbs)		
Antenna Color	White		
Radome	ASA, UV Stable		
Wind Operational	160 km/h (100 mph)		
Wind Survival	220 km/h (136 mph)		
Operating Temperature	-30°C to +70°C		
Storage Temperature	-40°C to +80°C		
Ingression Protection	IP67		
Material Substance Compliance	RoHS		

### SPECIFICATIONS

PART NUMBER	CABLE LENGTH	CONNECTOR
YE572113-30SMAM	30 cm (12")	SMA Male
YE572113-30RSMM	30 cm (12")	RP SMA Male

Laird warrants to the original end user customer of its products that its products are free from defects in material and workmanship. Subject to conditions and limitations Laird will, at its option, either repair or replace any part of its products that prove defective by reason of improper workmanship or materials. This limited warranty is in force for the useful lifetime of the original end product into which the Laird product is installed. Useful lifetime of the original end product may vary but is not to exceed five (5) years from the original date of the end product purchase.



Americas: +1.847.839.6925  
IAS-AmericasSales@lairdtech.com

Europe: +44.1628.858941  
IAS-EUSales@lairdtech.com

Asia:  
IAS-AsiaSales@lairdtech.com

Middle East & Africa: +44.1628.858941  
IAS-MEASales@lairdtech.com

[www.lairdtech.com](http://www.lairdtech.com)



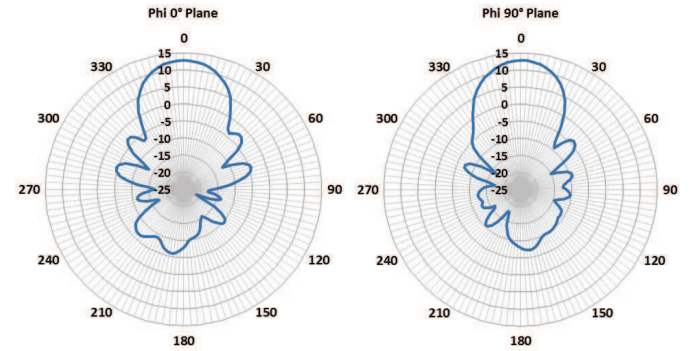
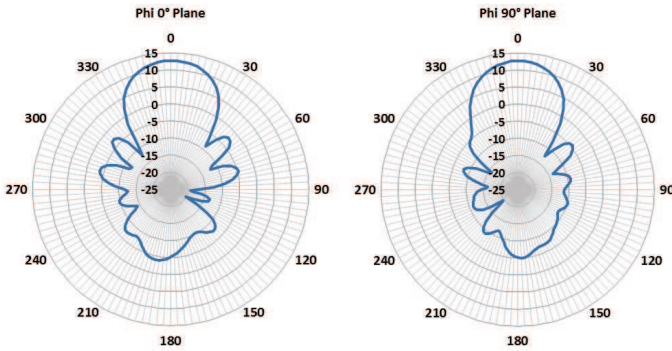
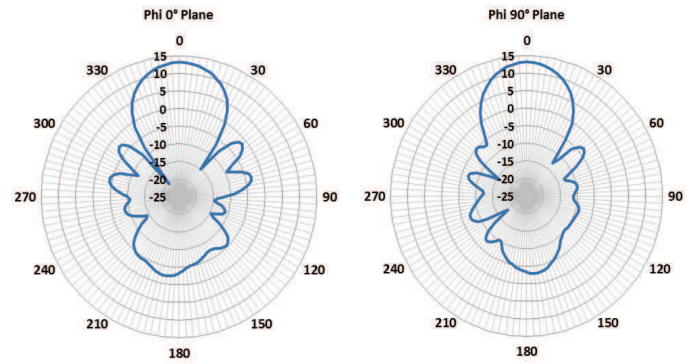
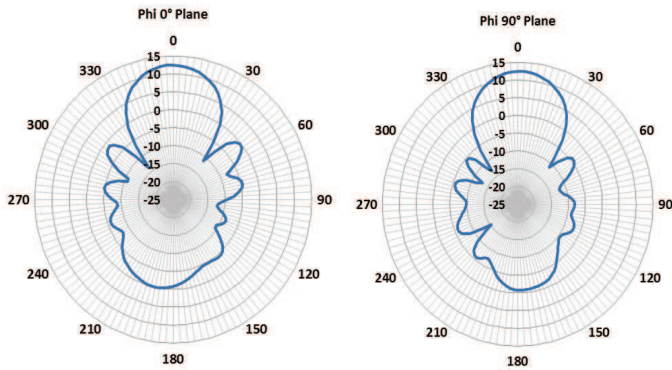
**RADIATION PATTERNS**

**5725 MHz**

**5850 MHz**

**5925 MHz**

**6000 MHz**



ANT-DS-YE572113 0117

Any information furnished by Laird Inc. and its agents is believed to be accurate and reliable. All specifications are subject to change without notice. Responsibility for the use and application of Laird materials rests with the end user, since Laird and its agents cannot be aware of all potential uses. Laird makes no warranties as to the fitness, merchantability or suitability of any Laird materials or products for any specific or general uses. Laird shall not be liable for incidental or consequential damages of any kind. All Laird products are sold pursuant to the Laird Terms and Conditions of sale in effect from time to time, a copy of which will be furnished upon request. © Copyright 2017 Laird Inc. All Rights Reserved. Laird, Laird Technologies, the Laird Logo, and other marks are trade marks or registered trade marks of Laird Inc. or an affiliate company thereof. Other product or service names may be the property of third parties. Nothing herein provides a license under any Laird or any third party intellectual property rights.