



Chipsmall Limited consists of a professional team with an average of over 10 year of expertise in the distribution of electronic components. Based in Hongkong, we have already established firm and mutual-benefit business relationships with customers from,Europe,America and south Asia,supplying obsolete and hard-to-find components to meet their specific needs.

With the principle of “Quality Parts,Customers Priority,Honest Operation,and Considerate Service”,our business mainly focus on the distribution of electronic components. Line cards we deal with include Microchip,ALPS,ROHM,Xilinx,Pulse,ON,Everlight and Freescale. Main products comprise IC,Modules,Potentiometer,IC Socket,Relay,Connector.Our parts cover such applications as commercial,industrial, and automotives areas.

We are looking forward to setting up business relationship with you and hope to provide you with the best service and solution. Let us make a better world for our industry!



Contact us

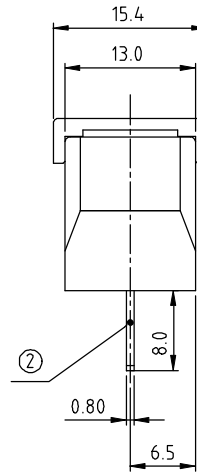
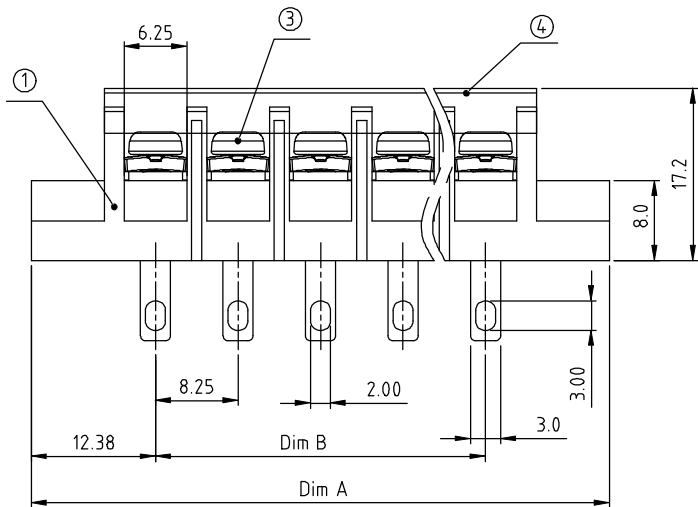
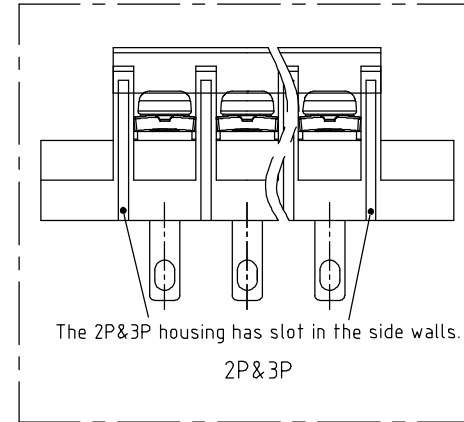
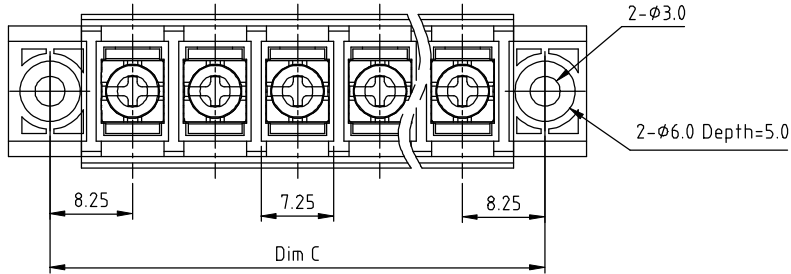
Tel: +86-755-8981 8866 Fax: +86-755-8427 6832

Email & Skype: info@chipsmall.com Web: www.chipsmall.com

Address: A1208, Overseas Decoration Building, #122 Zhenhua RD., Futian, Shenzhen, China



PRODUCT NUMBER	PITCH
YK403xx1x0JOG	8.25 mm



MATERIALS & ELECTRICAL

RATED VOLTAGE & CURRENT: 300 V, 20 A
 WITHSTAND VOLTAGE: AC 2000 V/Min
 INSULATION RESISTANCE: 1000 MΩ OR MORE AT DC 500 V
 OPERATING TEMPERATURE RANG: -40 °C ~ +115 °C
 SCREW TORQUE VALUE: 7 Lb-In.
 WIRE RANGE: 22 - 12 AWG

1) HOUSING: Thermoplastic , UL 94 V-0 BLACK
 2) TERMINAL: BRASS, 0.8t
 3) TERMINAL SCREWS: STEEL, M3
 4) COVER MATERIAL: PC

APPROVAL:

A

A

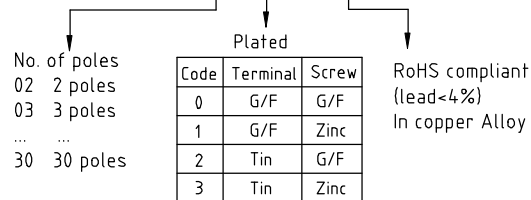
DIMENSION

Dim A	(N+2)×8.25
Dim B	(N-1)×8.25
Dim C	N+1×8.25

N=Number of poles

Poles	Tolerance
2p-4p	±0.30
5p-8p	±0.40
9p-16p	±0.50
17p-23p	±0.60
24p-30p	±0.80

PART NO.: YK 403xx 1 x 0 JOG



Code	Terminal	Screw
0	G/F	G/F
1	G/F	Zinc
2	Tin	G/F
3	Tin	Zinc

B

B

mat'l. code		surface ASME Y14.5 ✓	tolerance ASME Y14.5	projection	product family TERMINAL BLOCK
ltr	ecn no	dr	date	tolerances unless otherwise specified	title
				angles X±0.5	TERMINAL BLOCK
				flatness X.X±0.3	BARRIER TYPE, WITH FLANGE&COVER
				total runout X'±1	scale
					MM
					FCI
					dwg no YK403xx1x0JOG
					sheet 1 of 1 size A4
					type CUSTOMER Drawing
sheet index	revision sheet	A	1		