



Chipsmall Limited consists of a professional team with an average of over 10 year of expertise in the distribution of electronic components. Based in Hongkong, we have already established firm and mutual-benefit business relationships with customers from,Europe,America and south Asia,supplying obsolete and hard-to-find components to meet their specific needs.

With the principle of “Quality Parts,Customers Priority,Honest Operation,and Considerate Service”,our business mainly focus on the distribution of electronic components. Line cards we deal with include Microchip,ALPS,ROHM,Xilinx,Pulse,ON,Everlight and Freescale. Main products comprise IC,Modules,Potentiometer,IC Socket,Relay,Connector.Our parts cover such applications as commercial,industrial, and automotives areas.

We are looking forward to setting up business relationship with you and hope to provide you with the best service and solution. Let us make a better world for our industry!



## Contact us

Tel: +86-755-8981 8866 Fax: +86-755-8427 6832

Email & Skype: info@chipsmall.com Web: www.chipsmall.com

Address: A1208, Overseas Decoration Building, #122 Zhenhua RD., Futian, Shenzhen, China



# GE Sensing


## Features

- Designed for general purpose over-current, over-voltage and direct over-temperature protection
  - Wide range of operating current & voltage levels
  - Approved to CECC 44 001 - 002 (certificate E1254/F)
  - Excellent stability
  - Fail-safe operation
  - Solid state
  - High performance barium titanate ceramic
  - Suitable for automatic PCB insertion
- 

## PTC Type YP

### Thermometrics Wired Disc

PTC Type YP is a Thermometrics product. Thermometrics has joined other GE high-technology sensing businesses under a new name—GE Industrial, Sensing.



# Type YP Specifications

## Description

A range of radially-wired PTC disc thermistors with black silicone resin coating.

## Options

- Non-standard resistances and tolerances
- Resistance matching
- Non-standard wire lengths
- Other wire configurations

## Packaging

All types in the YP range are available loose-packed, as shown in the drawing. Devices are also available on bandolier (tape & reel): types with diameter  $a < 0.53$  in (13.5 mm) comply with IEC 286-2.

To identify the packaging required, replace X in the product codes shown overleaf as follows:

- **Bandoliered:** T
- **Loose-packed:** N

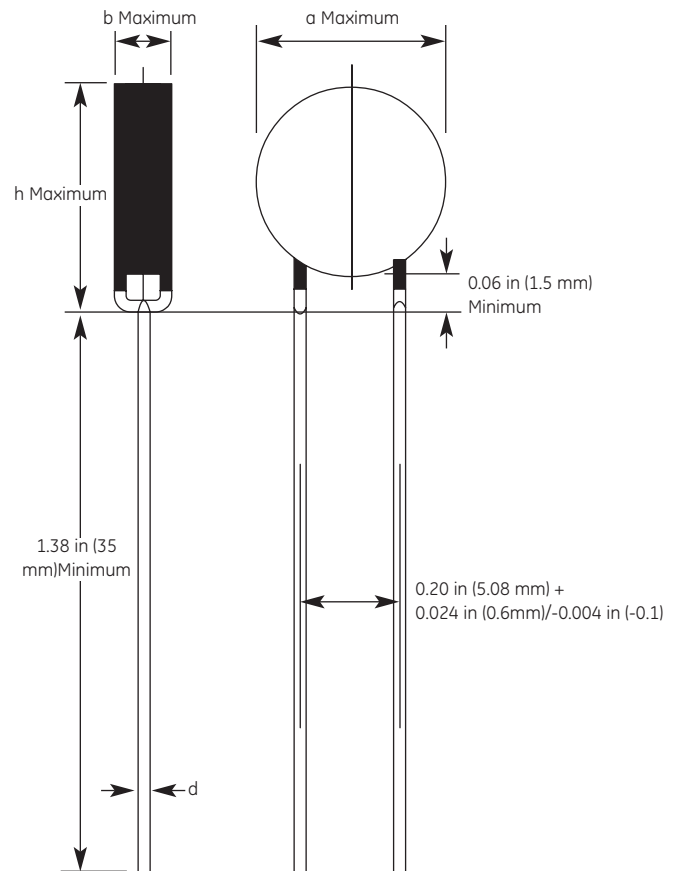
Devices are also available with dimension  $H_0$  (as specified in IEC 286-2) of 0.71 in (18mm) instead of the standard 0.62 in (16 mm). These parts can be ordered by adding the suffix 18 to the code e.g. YPAL0.80T18.

### Pack quantities:

- **Loose packed:** 500/box Bandoliered
- **$a < 0.53$  in (13.5 mm):** 1000/reel (0.5" pitch)
- **$a \geq 0.53$  in (13.5 mm):** 500/reel (1" pitch)

## Data

- **Tolerance on  $R_{25}$ :**  $\pm 25\%$
- **Ambient temperature range:**
  - **at maximum voltage:** 32°F to 140°F (0°C to 60°C)
  - **at zero voltage:** -13°F to 257°F (-25°C to 125°C)
  - **Lead wire material:** Solder-coated brass
  - **Body coating:** Silicone resin  
(except types YPEL3500X & YPEL6250X)



NTC Type JW Dimensions

# Type YP Specifications

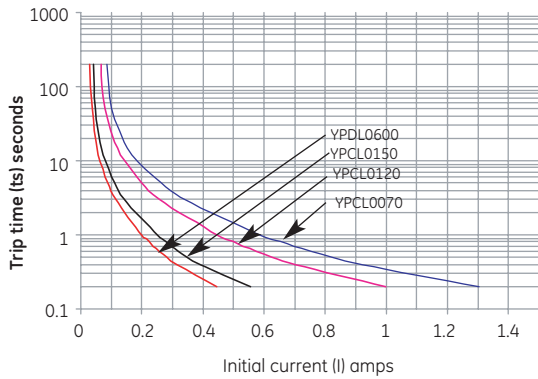
Group	Code	$R_{25}$	$I_{nt}$	$I_t$	$I_{mo}$	$I_r$	$a$	$b$	$l$	$d$	Brand code	CECC approval
		$\Omega$	A	A	A	mA	mm	mm	mm	mm		
$V_{max} = 30$ VDC $T_b = 248^\circ\text{F}$ (120°C)	YPAL0.45X	0.45	1.3	2.6	8	115	17.5	3.5	21	0.6	ThM YPAL0.45	
	YPAL0.80X	0.8	0.85	1.7	5.5	80	13.5	3.5	17	0.6	ThM YPAL 0.80	
	YPAL1.20X	1.2	0.6	1.2	4.3	70	11	3.5	14.5	0.6	ThM YPAL 1.20	
	YPAL1.80X	1.8	0.45	0.9	3	60	9	3.5	12.5	0.6	ThM YPAL 1.80	
	YPAL4.60X	4.6	0.25	0.5	1	45	6.5	3.5	10	0.6	K	
	YPAL0013X	13	0.12	0.24	0.7	25	4	3.5	7.5	0.5	L	
$V_{max} = 80$ VDC $T_b = 176^\circ\text{F}$ (80°C)	YPBJ2.30X	2.3	0.245	0.5	8	40	17.5	3.5	21	0.6	ThM YPBJ 2.30	
	YPBJ3.70X	3.7	0.17	0.35	5.5	30	13.5	3.5	17	0.6	ThM YPBJ 3.70	
	YPBJ5.60X	5.6	0.13	0.265	4.3	25	11	3.5	14.5	0.6	ThM YPBJ 5.60	Yes
	YPBJ9.40X	9.4	0.09	0.19	3	20	9	3.5	12.5	0.6	ThM YPBJ 9.40	Yes
	YPBJ0025X	25	0.05	0.11	1	16	6.5	3.5	10	0.6	M	Yes
	YPBJ0055X	55	0.03	0.06	0.7	12	4	3.5	7.5	0.5	N	Yes
$V_{max} = 80$ VDC $T_b = 248^\circ\text{F}$ (120°C)	YPBL2.30X	2.3	0.45	0.9	8	40	17.5	3.5	21	0.6	ThM YPBL 2.30	
	YPBL3.70X	3.7	0.32	0.64	5.5	30	13.5	3.5	17	0.6	ThM YPBL 3.70	
	YPBL5.60X	5.6	0.25	0.5	4.3	25	11	3.5	14.5	0.6	ThM YPBL 5.60	Yes
	YPBL9.40X	9.4	0.15	0.3	3	20	9	3.5	12.5	0.6	ThM YPBL 9.40	Yes
	YPBL0025X	25	0.085	0.17	1	16	6.5	3.5	10	0.6	O	Yes
	YPBL0055X	55	0.05	0.1	0.7	12	4	3.5	7.5	0.5	P	Yes
$V_{max} = 265$ Vrms $T_b = 176^\circ\text{F}$ (80°C)	YPCJ0006X	6	0.17	0.35	4.1	10	17.5	5	21	0.6	ThM YPCJ 0006	
	YPCJ0010X	10	0.11	0.23	2.2	8	13.5	5	17	0.6	ThM YPCJ 0010	
	YPCJ0015X	15	0.09	0.18	1.5	6	11	5	14.5	0.6	ThM YPCJ 0015	Yes
	YPCJ0025X	25	0.06	0.13	1	5	9	5	12.5	0.6	ThM YPCJ 0025	Yes
	YPCJ0070X	70	0.03	0.07	0.4	4	6.5	5	10	0.6	Q	Yes
	YPCJ0150X	150	0.015	0.04	0.2	3	4	5	7.5	0.5	R	Yes
$V_{max} = 265$ Vrms $T_b = 248^\circ\text{F}$ (120°C)	YPCL0006X	6	0.33	0.66	4.1	15	17.5	5	21	0.6	ThM YPCL 0006	
	YPCL0010X	10	0.2	0.4	2.2	13	13.5	5	17	0.6	ThM YPCL 0010	
	YPCL0015X	15	0.14	0.28	1.5	10	11	5	14.5	0.6	ThM YPCL 0015	Yes
	YPCL0025X	25	0.1	0.2	1	9	9	5	12.5	0.6	ThM YPCL0025	Yes
	YPCL0035X	35	0.08	0.16	1	9	9	5	12.5	0.6	ThM YPCL 0035	Yes
	YPCL0045X	45	0.07	0.14	1	9	9	5	12.5	0.6	ThM YPCL 0045	Yes
	YPCL0055X	55	0.06	0.125	1	9	9	5	12.5	0.6	ThM YPCL 0055	Yes
	YPCL0065X	65	0.055	0.11	1	9	9	5	12.5	0.6	ThM YPCL 0065	Yes
	YPCL0070X	70	0.055	0.11	0.4	6	6.5	5	10	0.6	S	Yes
	YPCL0120X	120	0.035	0.07	0.4	5	6.5	5	10	0.6	Z	Yes
	YPCL0150X	150	0.03	0.06	0.2	5	4	5	7.5	0.5	T	Yes
$V_{max} = 420$ Vrms $T_b = 248^\circ\text{F}$ (120°C)	YPDL0600X	600	0.021	0.039	0.2	3	6.5	5	10	0.6	U	Yes
$V_{max} = 550$ Vrms $T_b = 248^\circ\text{F}$ (120°C)	YPEK1200X	1200	0.015	0.03	0.1	3	6.5	5	10	0.6	V	Yes
	YPEK1500X	1500	0.012	0.024	0.1	2	6.5	5	10	0.6	W	Yes
	YPEL3500X	3500	0.008	0.018	0.25	2.5	4	4	7.5	0.5	X	Yes
	YPEL6250X	6250	0.006	0.014	0.15	1.5	4	4	7.5	0.5	Y	Yes

$V_{max}$	Maximum operating voltage	$I_t$	Minimum trip current (77°F (25°C) ambient)
$T_b$	Switching temperature	$I_{mo}$	Maximum overload current
$R_{25}$	Resistance at 77°F (25°C)	$I_r$	Residual current (77°F (25°C) ambient)
$I_{nt}$	Maximum current without tripping (77°F (25°C) ambient)		

# Type YP Specifications

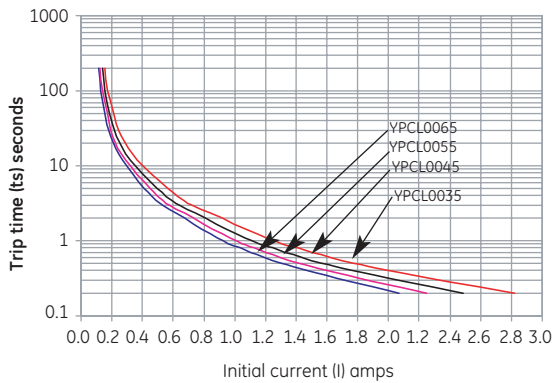
YP types: Tripping time v Initial current  
Ta=25°C, stillair.

YPDL0600  
YPCL0150  
YPCL0120  
YPCL0070



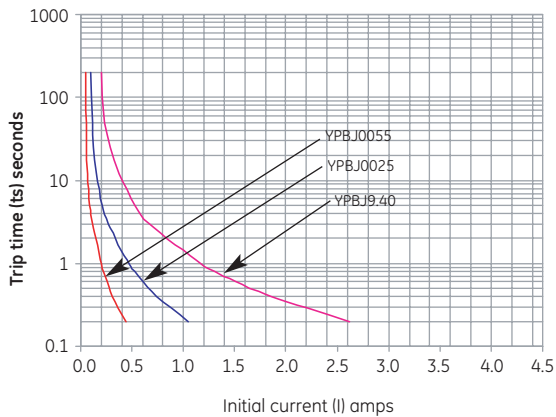
YP types: Tripping time v Initial current  
Ta=25°C, stillair.

YPCL0065  
YPCL0055  
YPCL0045  
YPCL0035



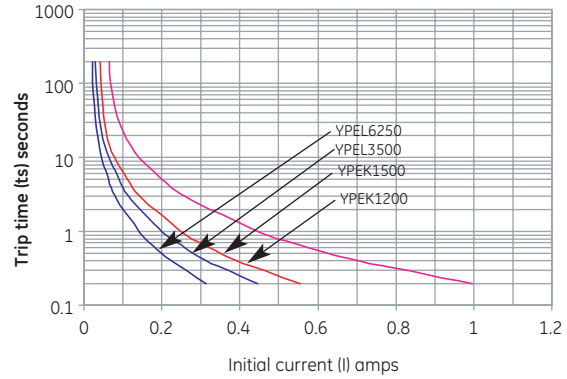
YP types: Tripping time v Initial current  
Ta=25°C, stillair.

YPBJ0055  
YPBJ0025  
YPBJ9.40



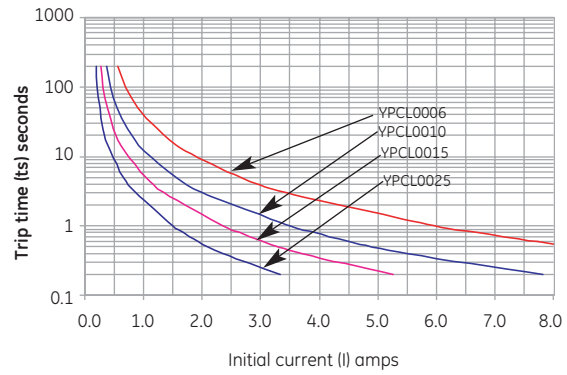
YP types: Tripping time v Initial current  
Ta=25°C, stillair.

YPEL6250  
YPEL3500  
YPEK1500  
YPEK1200



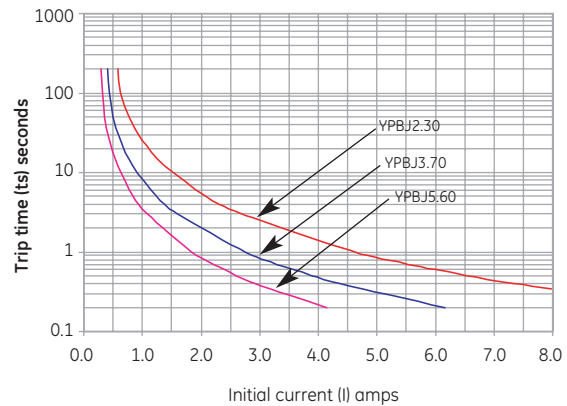
YP types: Tripping time v Initial current  
Ta=25°C, stillair.

YPCL0006  
YPCL0010  
YPCL0015  
YPCL0025



YP types: Tripping time v Initial current  
Ta=25°C, stillair.

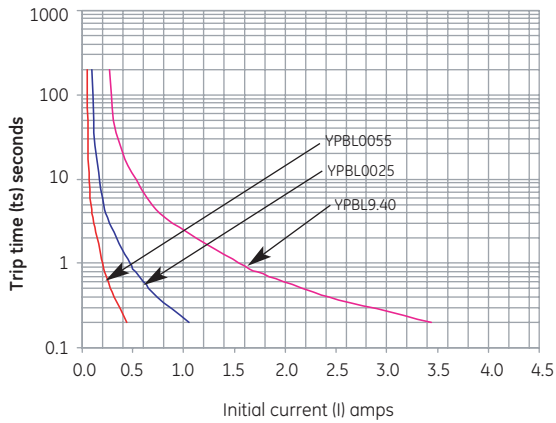
YPBJ2.30  
YPBJ3.70  
YPBJ5.60



# Type YP Specifications

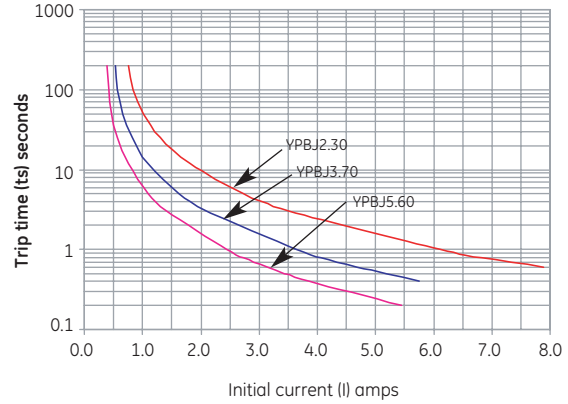
YP types: Tripping time v Initial current  
Ta=25°C, stillair.

YPBL0055  
YPBL0025  
YPBL9.40



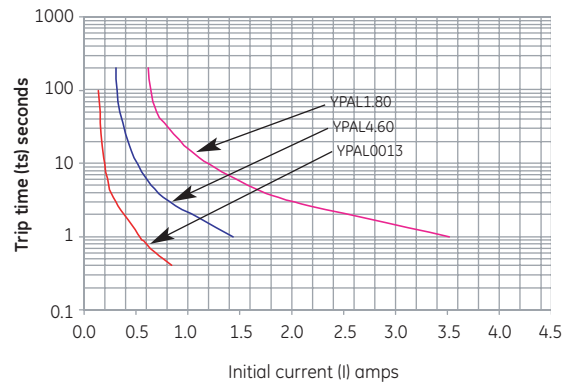
YP types: Tripping time v Initial current  
Ta=25°C, stillair.

YPBJ2.30  
YPBJ3.70  
YPBJ5.60



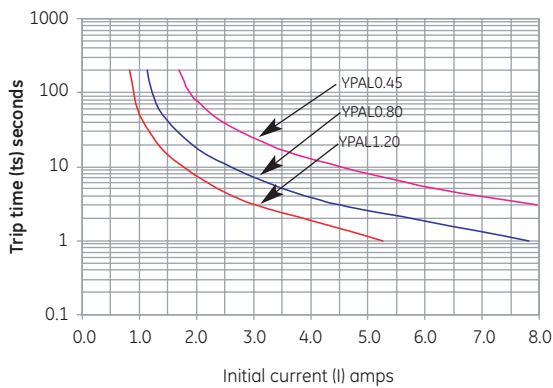
YP types: Tripping time v Initial current  
Ta=25°C, stillair.

YPAL1.80  
YPAL4.60  
YPAL0013



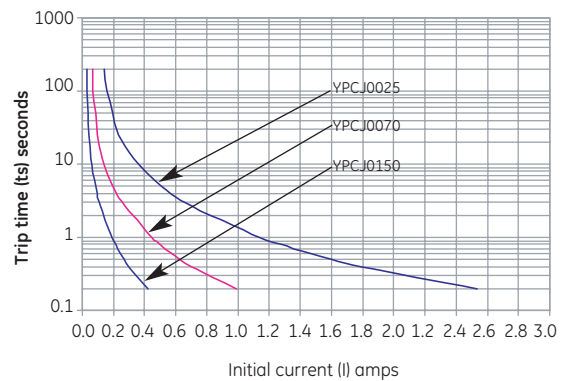
YP types: Tripping time v Initial current  
Ta=25°C, stillair.

YPAL0.45  
YPAL0.80  
YPAL1.20



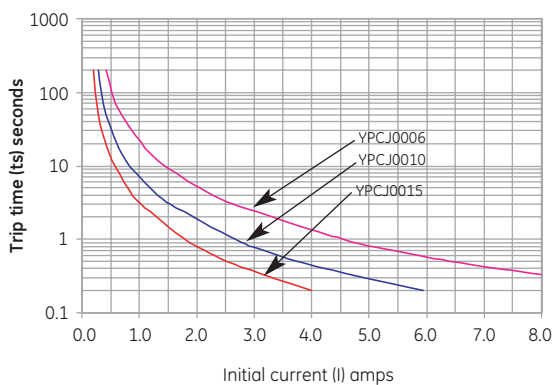
YP types: Tripping time v Initial current  
Ta=25°C, stillair.

YPCJ0025  
YPCJ0070  
YPCJ0150



YP types: Tripping time v Initial current  
Ta=25°C, stillair.

YPCJ0006  
YPCJ0010  
YPCJ0015



GE  
Sensing

GE  
Sensing



GE  
Sensing



©2006 GE. All rights reserved.  
920-334A

All specifications are subject to change for product improvement without notice.  
GE® is a registered trademark of General Electric Co. Other company or product  
names mentioned in this document may be trademarks or registered trademarks  
of their respective companies, which are not affiliated with GE.

[www.gesensing.com](http://www.gesensing.com)