



Chipsmall Limited consists of a professional team with an average of over 10 year of expertise in the distribution of electronic components. Based in Hongkong, we have already established firm and mutual-benefit business relationships with customers from,Europe,America and south Asia,supplying obsolete and hard-to-find components to meet their specific needs.

With the principle of “Quality Parts,Customers Priority,Honest Operation,and Considerate Service”,our business mainly focus on the distribution of electronic components. Line cards we deal with include Microchip,ALPS,ROHM,Xilinx,Pulse,ON,Everlight and Freescale. Main products comprise IC,Modules,Potentiometer,IC Socket,Relay,Connector.Our parts cover such applications as commercial,industrial, and automotives areas.

We are looking forward to setting up business relationship with you and hope to provide you with the best service and solution. Let us make a better world for our industry!



## Contact us

Tel: +86-755-8981 8866 Fax: +86-755-8427 6832

Email & Skype: [info@chipsmall.com](mailto:info@chipsmall.com) Web: [www.chipsmall.com](http://www.chipsmall.com)

Address: A1208, Overseas Decoration Building, #122 Zhenhua RD., Futian, Shenzhen, China



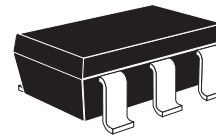
# ZAMP003

## 800-2500MHz MMIC WIDEBAND AMPLIFIER

### LNA, 15dB Gain, Very Low Current

#### DESCRIPTION

The ZAMP003 is an ultra low current low noise amplifier designed for L band and IF applications. Although the ZAMP003 has been designed primarily for DBS applications the ZAMP003 is capable of extending to frequencies of 2.5GHz so it has a good fit with various applications. An additional benefit of the ZAMP003 is it's rising gain characteristic, this has been designed to counteract the gain losses found at the higher frequencies. The ZAMP003 has been optimized for input and output impedance's of 50 ohms. The ZAMP003 complements the buffer amplifiers in the ZAMP range to give a low current high performance solution. Packaged in a small SC70-6 with the minimum number of external bias components required it is the ideal solution for space and current limited applications.



SC70-6

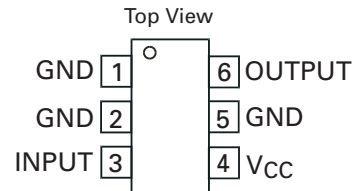
#### FEATURES

- L and IF frequency band
- Low current consumption 6.8mA typical
- Gain 14.8dB typical
- Rising gain
- IP3 5.8dBm @ 1GHz
- 4.5 to 5.5V Supply Voltage
- Unconditionally stable
- SC70-6 SMD package

#### APPLICATIONS

- Satellite LNB receivers
- Set-top boxes
- TV tuners
- SMR (Special Mobile Radio)
- RLAN/WLAN
- General purpose

#### CONNECTION DIAGRAM



#### ORDERING INFORMATION

DEVICE	REEL SIZE (inches)	QUANTITY PER REEL	DEVICE MARKING
ZAMP003H6TA	7	3000 units	ZP03
ZAMP003H6TC	13"	10000 units	ZP03

# ZAMP003

## ABSOLUTE MAXIMUM RATINGS

Supply Voltage	7V
Supply Current	30mA
Operating Temperature	-40 to 85°C
Storage Temperature	-50 to 125°C

## ELECTRICAL CHARACTERISTICS

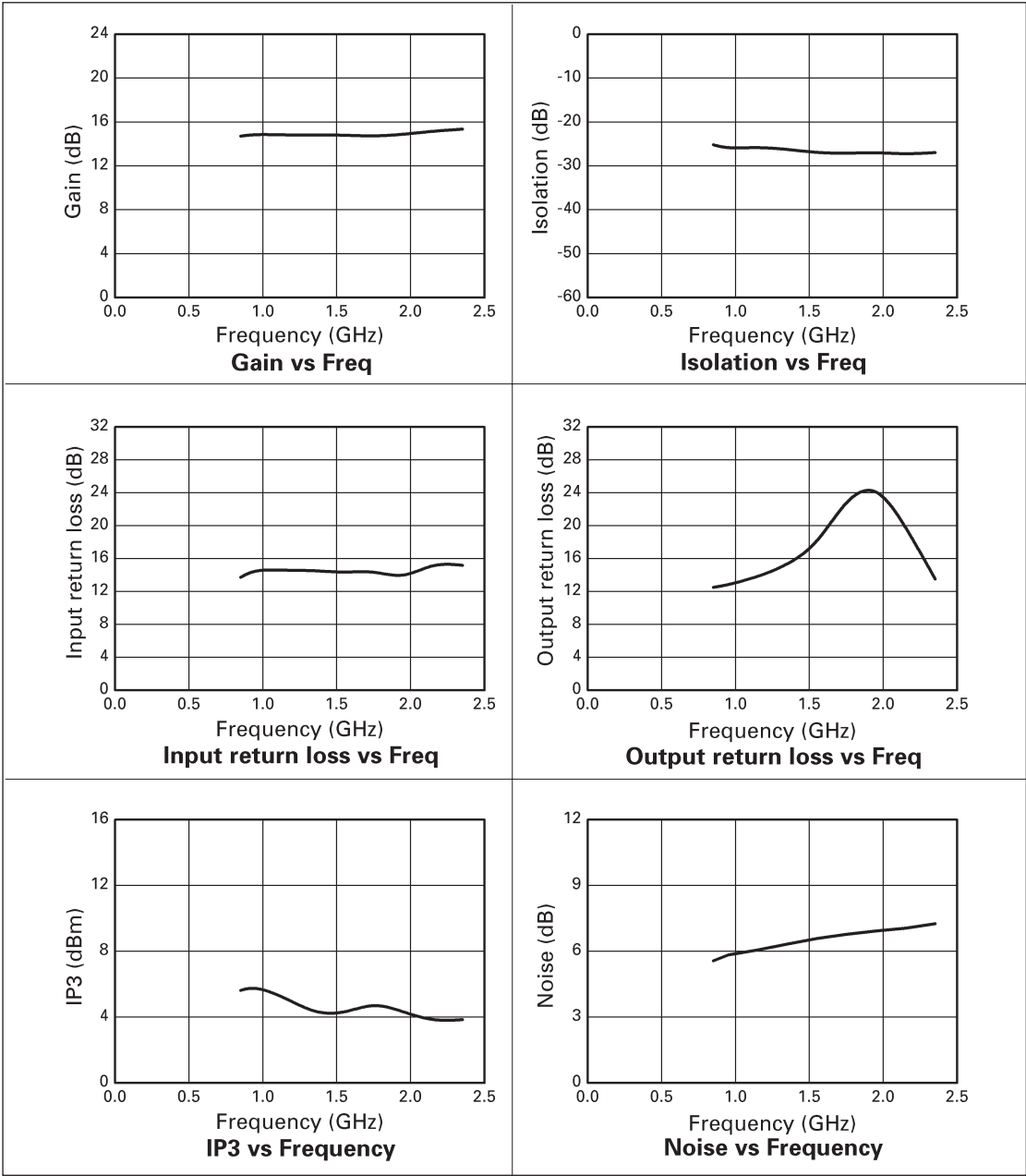
Test Conditions (unless otherwise stated):  $V_{CC} = 5V$ ,  $T_{amb} = 25^{\circ}C$ ,  $Z_o = 50\Omega$ .

SYMBOL	PARAMETER	CONDITIONS	MIN	TYP.	MAX	UNITS
$F_O$	Operating Frequency		800		2500	MHz
$V_{CC}$	Supply Voltage		4.5	5	5.5	V
$I_{CC}$	Supply Current			6.8	8	mA
$G_p$	Power Gain	F = 950	14	14.8		dB
		F = 1550 MHz		14.8		dB
		F = 2150 MHz		15.1	15.8	dB
NF	Noise Figure	F = 950		5.5		dB
		F = 1550 MHz		6.5		dB
		F = 2150 MHz		7.5		dB
IP3	3rd Order Intercept Point	F = 950 MHz	4.5	5.8		dBm
		F = 1550 MHz		4.5		dBm
		F = 2150 MHz		4		dBm
P1dB	1dB Gain Compression	F = 950 to 2150 MHz	-7.5	-6.5		dBm
$RL_{IN}$	Input Return Loss	F = 950		14		dB
		F = 2150 MHz		14		dB
$RL_{OUT}$	Output Return Loss	F = 950		13		dB
		F = 2150 MHz		21		dB
Risol	Reverse Isolation	F = 950 MHz		26		dB
		F = 2150 MHz		27		dB
K	Stability factor	F = 950 MHz		1.8		
		F = 2150 MHz		2.1		

ZAMP003

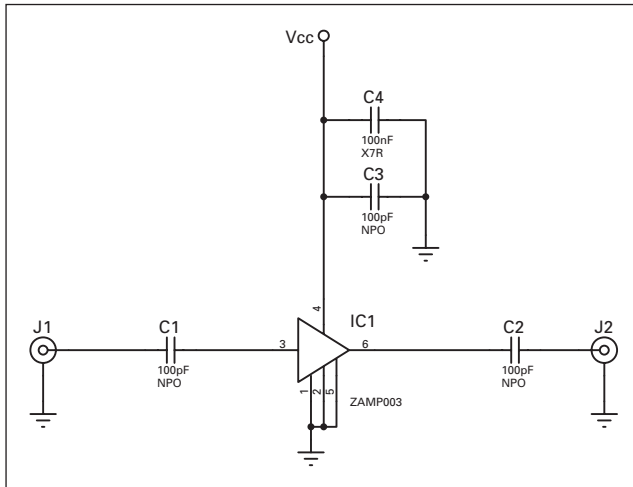
TYPICAL CHARACTERISTICS

Test Conditions (unless otherwise stated):  $V_{CC} = 5V$ ,  $T_{amb} = 25^{\circ}C$ ,  $Z_o = 50\Omega$ .



# ZAMP003

## TEST CIRCUIT



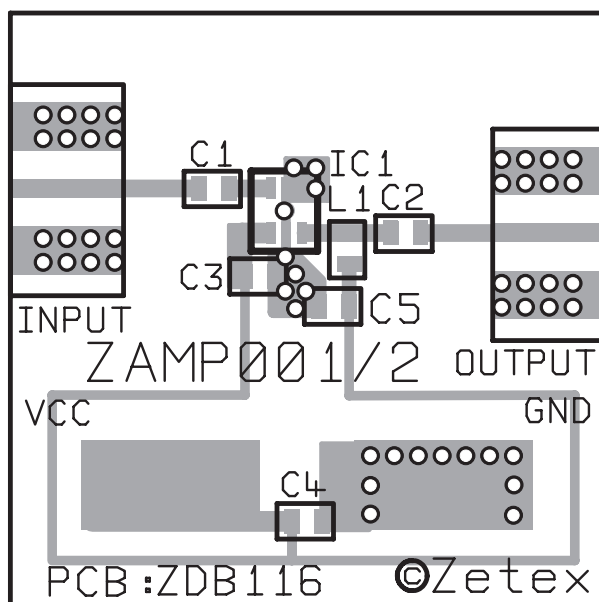
## TEST CIRCUIT COMPONENTS LIST

Circuit Ref.	Description	Value	Type
C1,C2,C3	Chip ceramic capacitor	100 pF	Murata GRH708 series, size 0805
C4	Chip ceramic capacitor	100 nF	X7R, size 0805
IC1	ZAMP003		Wideband Amplifier, SC70-6



## ZAMP003

### TEST CIRCUIT LAYOUT



Note: For ZAMP003, L1 and C5 are not fitted.

### APPLICATION NOTES

The ZAMP003 is a medium power wideband amplifier which is designed for low power applications. The ZAMP003 provides both a 50 Ohm input and output impedance and thus requires no additional matching components. The input and output signal connections each require a DC blocking capacitor (C1 and C2). A suitable value for these capacitors is around 100pF for the 950MHz to 2150MHz frequency range. For other frequency ranges the value of the capacitor should be such that its reactance at the lowest operating frequency is small when compared to 50 ohms. Supply de-coupling is also recommended and should take the form of a suitable 100pF capacitor, C3, for the 950MHz to 2150MHz frequency range. The 100pF capacitor should be mounted as close to the Vcc pin of the amplifier as is physically possible. An additional low frequency de-coupling capacitor, C4, with a value around 100nF (for the 950MHz to 2150MHz range) is also advised.

An example layout for a test board for the series can be seen above. This was designed for an FR4 board 1 x 1 inch, 0.016 inch thick with a copper thickness of 35 microns. Edge mounted SMA connectors were used for the RF signals. The inductor is not required for the ZAMP003.

# ZAMP003

## Notes

**ZAMP003**

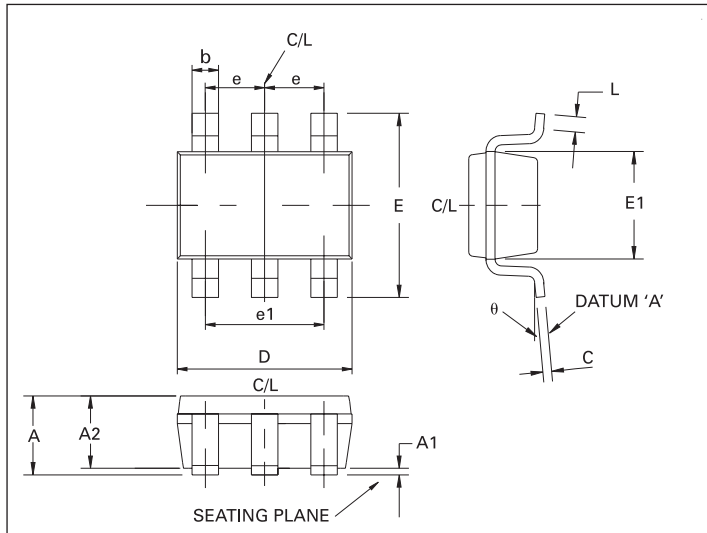
**Notes**

**PROVISIONAL ISSUE A - MARCH 2003**



# ZAMP003

## PACKAGE DIMENSIONS SC706



## PACKAGE DIMENSIONS

DIM	MILLIMETRES		DIM	MILLIMETRES	
	MIN	MAX		MIN	MAX
A	—	1.00	E	2.10 BSC	
A1	—	0.10	E1	1.25	1.35
A2	0.70	0.90	e	0.65 BSC	
b	0.15	0.30	e1	1.30 BSC	
C	0.08	0.25	L	0.26	0.46
D	2.00 BSC		$\theta$	0°	8°

© Zetex plc 2003

Europe		Americas	Asia Pacific
Zetex plc Fields New Road Chadderton Oldham, OL9 8NP United Kingdom Telephone (44) 161 622 4444 Fax: (44) 161 622 4446 hq@zetex.com	Zetex GmbH Streitfeldstraße 19 D-81673 München  Germany Telefon: (49) 89 45 49 49 0 Fax: (49) 89 45 49 49 49 europe.sales@zetex.com	Zetex Inc 700 Veterans Memorial Hwy Hauppauge, NY 11788  USA Telephone: (1) 631 360 2222 Fax: (1) 631 360 8222 usa.sales@zetex.com	Zetex (Asia) Ltd 3701-04 Metroplaza Tower 1 Hing Fong Road Kwai Fong Hong Kong Telephone: (852) 26100 611 Fax: (852) 24250 494 asia.sales@zetex.com

These offices are supported by agents and distributors in major countries world-wide.

This publication is issued to provide outline information only which (unless agreed by the Company in writing) may not be used, applied or reproduced for any purpose or form part of any order or contract or be regarded as a representation relating to the products or services concerned. The Company reserves the right to alter without notice the specification, design, price or conditions of supply of any product or service.

For the latest product information, log on to [www.zetex.com](http://www.zetex.com)



PROVISIONAL ISSUE A - MARCH 2003