



Chipsmall Limited consists of a professional team with an average of over 10 year of expertise in the distribution of electronic components. Based in Hongkong, we have already established firm and mutual-benefit business relationships with customers from,Europe,America and south Asia,supplying obsolete and hard-to-find components to meet their specific needs.

With the principle of "Quality Parts,Customers Priority,Honest Operation,and Considerate Service",our business mainly focus on the distribution of electronic components. Line cards we deal with include Microchip,ALPS,ROHM,Xilinx,Pulse,ON,Everlight and Freescale. Main products comprise IC,Modules,Potentiometer,IC Socket,Relay,Connector.Our parts cover such applications as commercial,industrial, and automotives areas.

We are looking forward to setting up business relationship with you and hope to provide you with the best service and solution. Let us make a better world for our industry!



Contact us

Tel: +86-755-8981 8866 Fax: +86-755-8427 6832

Email & Skype: info@chipsmall.com Web: www.chipsmall.com

Address: A1208, Overseas Decoration Building, #122 Zhenhua RD., Futian, Shenzhen, China



USB to PMBus™ Adapter User Guide

The Intersil USB to PMBus Adapter (often referred to as a “dongle”) is used to connect a demonstration board with a PMBus interface to a PC. The USB to PMBus adapter is powered from the USB output of the host PC. The USB interface utilizes the USB Mini format, and the output uses a standard 2 row, 6 pin header on 0.100 inch centers. The PMBus command set is accessed by using the PowerNavigator™ evaluation software from a PC running Microsoft Windows. PowerNavigator software is downloaded from the Intersil website using the following link: <http://www.intersil.com/powernavigator.html>

Ordering Information

PART NUMBER	DESCRIPTION
ZLUSBEVAL3Z	USB to PMBus Adapter and Cable

USB to PMBus Adapter Quick Start Guide

- Connect the USB Mini provided between the host computer and the USB to PMBus adapter
- Connect USB to PMBus adapter to demonstration board to test or evaluate
- Apply input power (labeled VIN) to the demonstration board
- Using the host PC's internet browser, connect to the following website: <http://www.intersil.com/powernavigator.html>
- Follow the instructions on the website.
- Once the PowerNavigator software is installed, double-click on the PowerNavigator icon and follow the software's instructions

Technical Details

A typical application set-up is shown in [Figure 1](#). For those wishing to make discrete connections to an application board, a pictorial diagram of the output pin signals is shown in [Figure 2](#). A schematic of the USB to PMBus Adapter internal circuitry is provided in [Figure 3](#). The Bill Of Materials is detailed on [page 3](#).




FIGURE 1. USB TO PMBus TYPICAL SET-UP

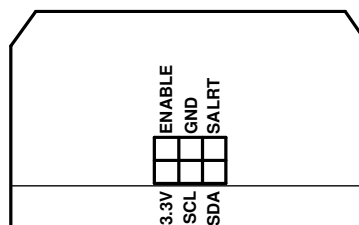


FIGURE 2. PIN CONFIGURATION DIAGRAM

ZLUSBEVAL3Z Schematic

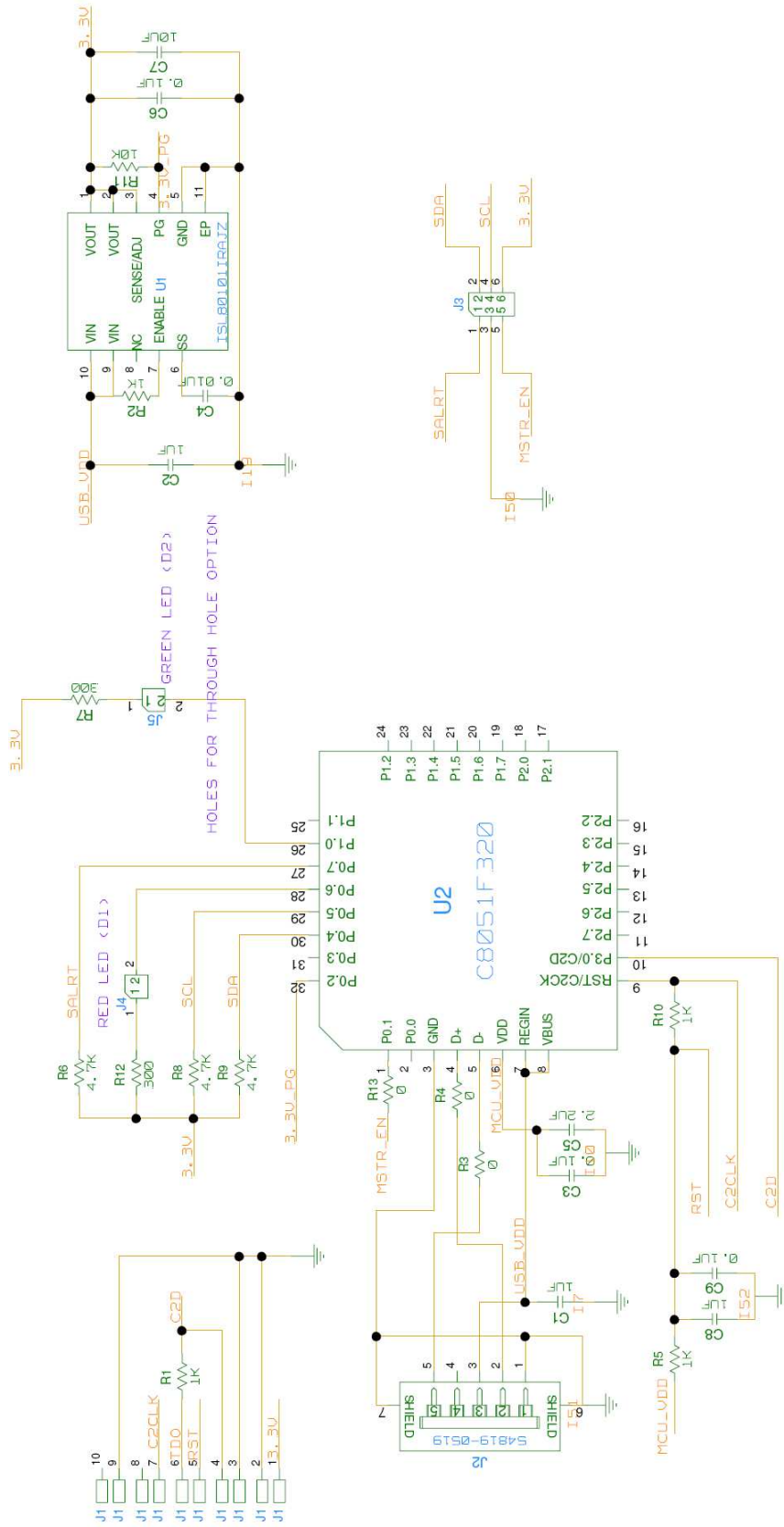


FIGURE 3. USB TO PMBus ADAPTER SCHEMATIC

Application Note 1900

USB to PMBus Bill Of Materials

PART #	REF DES	QTY	VALUE	TOL	VOLTAGE	POWER	PACKAGE TYPE	MANUFACTURER	DESCRIPTION
54819-0519	J2	1					VER1	MOLEX	GRAY USB TYPE B MINI-B Header Assembly
TSW-105-07-T-D	J1	1					10	MOLEX	10 PIN DUAL ROW VERTICAL PCB MALE CONNECTOR
C0805C106K8PACTU	C7	1	10µF	10%	10V		805	KEMET	Multilayer Cap
C1608X7R1C105K	C1, C2, C8	3	1µF	10%	16V		603	TDK	Multilayer Cap
C8051F320	U2	1					LQFP	SILICON LABRATORIES	General Purpose MicroControllers - PREPROGRAMMED
H1044-00103-16V10	C4	1	0.01µF	10%	16V		402	GENERIC	Multilayer Cap
H1044-00104-16V10	C3, C6, C9	3	0.1µF	10%	16V		402	GENERIC	Multilayer Cap
H2510-00R00-1/16W	R3, R4, R13	3	0	0%		1/16W	402	GENERIC	Thick Film Chip Resistor
H2510-01001-1/16W1	R1, R2, R5, R10	4	1k	1%		1/16W	402	GENERIC	Thick Film Chip Resistor
H2510-01002-1/16W1	R11	1	10k	1%		1/16W	402	GENERIC	Thick Film Chip Resistor
H2510-03000-1/16W1	R7, R12	2	300	1%		1/16W	402	GENERIC	Thick Film Chip Resistor
H2510-04701-1/16W1	R6, R8, R9	3	4.7k	1%		1/16W	402	GENERIC	Thick Film Chip Resistor
ISL80101IR33Z	U1	1			3.3V		DFN	INTERSIL	HIGH PERFORMANCE 1A LDO (Pb-Free) 3.3V
LMK107B7225KA-T	C5	1	2.2µF	10%	10V		603	Taiyo Yuden	CERAMIC CAP
MV5774C	D1	1					DIP2	EVERLGHTELECTRONICS	LED SS HI EFF RED DIFF 3MM
MV5474C	D2	1					DIP2	EVERLGHTELECTRONICS	LED SS HI EFF GREEN DIFF 3MM
SSQ-103-02-T-D-RA	J3	1					DIP	SAMTEC	6 Pin Header 2.54mm x 2.54mm (0.100) right angle
S1A-201209-INT13029	MECHANICAL	1						New Age Enclosures	Custom plastic encapsulation for dongle; includes screws
0887328800	MECHANICAL	1						Molex	USB A TO MINI B 1.8M WHITE Cable
TOTAL		31							

Intersil Corporation reserves the right to make changes in circuit design, software and/or specifications at any time without notice. Accordingly, the reader is cautioned to verify that the Application Note or Technical Brief is current before proceeding.

For information regarding Intersil Corporation and its products, see www.intersil.com