



Chipsmall Limited consists of a professional team with an average of over 10 year of expertise in the distribution of electronic components. Based in Hongkong, we have already established firm and mutual-benefit business relationships with customers from,Europe,America and south Asia,supplying obsolete and hard-to-find components to meet their specific needs.

With the principle of “Quality Parts,Customers Priority,Honest Operation,and Considerate Service”,our business mainly focus on the distribution of electronic components. Line cards we deal with include Microchip,ALPS,ROHM,Xilinx,Pulse,ON,Everlight and Freescale. Main products comprise IC,Modules,Potentiometer,IC Socket,Relay,Connector.Our parts cover such applications as commercial,industrial, and automotives areas.

We are looking forward to setting up business relationship with you and hope to provide you with the best service and solution. Let us make a better world for our industry!



Contact us

Tel: +86-755-8981 8866 Fax: +86-755-8427 6832

Email & Skype: info@chipsmall.com Web: www.chipsmall.com

Address: A1208, Overseas Decoration Building, #122 Zhenhua RD., Futian, Shenzhen, China



SUPPLY VOLTAGE MONITOR

ISSUE 4 - JULY 2006

ZM33064

DEVICE DESCRIPTION

The ZM33064 is a three terminal under voltage monitor circuit for use in microprocessor systems. The threshold voltage of the device has been set to 4.6 volts making it ideal for 5 volt circuits.

Included in the device is a precise voltage reference and a comparator with built in hysteresis to prevent erratic operation. The ZM33064 features an open collector output capable of sinking at least 10mA which only requires a single external resistor to interface to following circuits.

Operation of the device is guaranteed from one volt upwards, from this level to the device threshold voltage the output is held low providing a power on reset function. Should the supply voltage, once established, at any time drop below the threshold level then the output again will pull low.

The device is available in a TO92 package for through hole applications as well as SO8 and SOT223 for surface mount requirements.

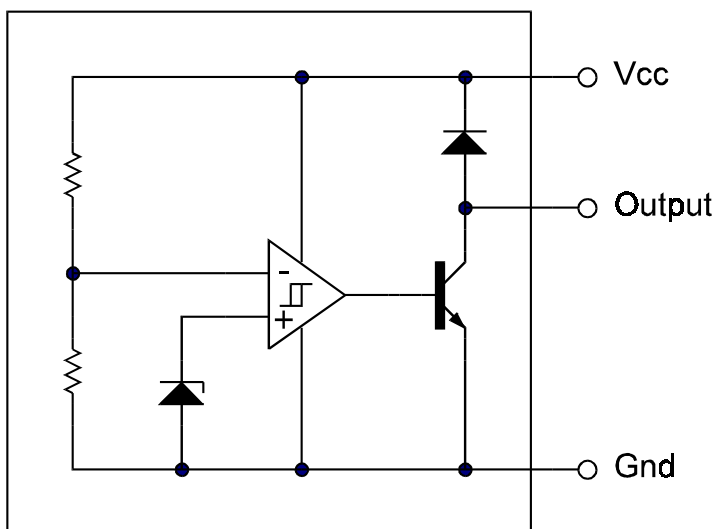
FEATURES

- SO8, SOT223 and TO92 packages
- Power on reset generator
- Automatic reset generation
- Low standby current
- Guaranteed operation from 1 volt
- Wide supply voltage range
- Internal clamp diode to discharge delay capacitor
- 4.6 volt threshold for 5 volt logic
- 20mV hysteresis prevents erratic operation

APPLICATIONS

- Microprocessor systems
- Computers
- Computer peripherals
- Instrumentation
- Automotive
- Battery powered equipment

SCHEMATIC DIAGRAM



ZM33064

ABSOLUTE MAXIMUM RATING

Input Supply Voltage	-1 to 10V
Offstate Output Voltage	10V
Onstate Output	
Sink Current(Note 1)	Internally limited
Clamp diode	
Forward Current(Note 1)	100mA
Operating junction temperature	150°C
Operating Temperature	-40 to 85°C
Storage Temperature	-65 to 150°C

Power Dissipation

TO92	780mW
SOT223	2W(Note 2)
SO8	780mW(Note 2)

TEST CONDITIONS

(T_{amb}=25°C for typical values, T_{amb}=-40 to 85°C for min/max values (Note3))

COMPARATOR

PARAMETER	SYMBOL	MIN	TYP.	MAX.	UNITS
Threshold Voltage					
High state output (V _{cc} increasing)	V _{IH}	4.5	4.61	4.7	V
Low state output (V _{cc} decreasing)	V _{IL}	4.5	4.59	4.7	V
Hysteresis	V _H	0.01	0.02	0.05	V

OUTPUT

PARAMETER	SYMBOL	MIN	TYP.	MAX.	UNITS
Output sink saturation: (V _{cc} =4.0V, I _{sink} =8.0mA)	V _{OL}		0.46	1.0	V
(V _{cc} =4.0V, I _{sink} =2.0mA)			0.15	0.4	V
(V _{cc} =1.0V, I _{sink} =0.1mA)				0.25	V
Onstate output sink current (V _{cc} , Output=4V)	I _{sink}	10	20	60	mA
Offstate output leakage current (V _{cc} , Output=5V)	I _{oh}		0.02	0.5	μA
Clamp diode forward voltage (I _f =10mA)	V _f	0.6	1.2	1.5	V
Propagation delay (V _{in} 5V to 4V, R _I =10k, T _{amb} =25°C)	T _d		1.5		μs

TOTAL DEVICE

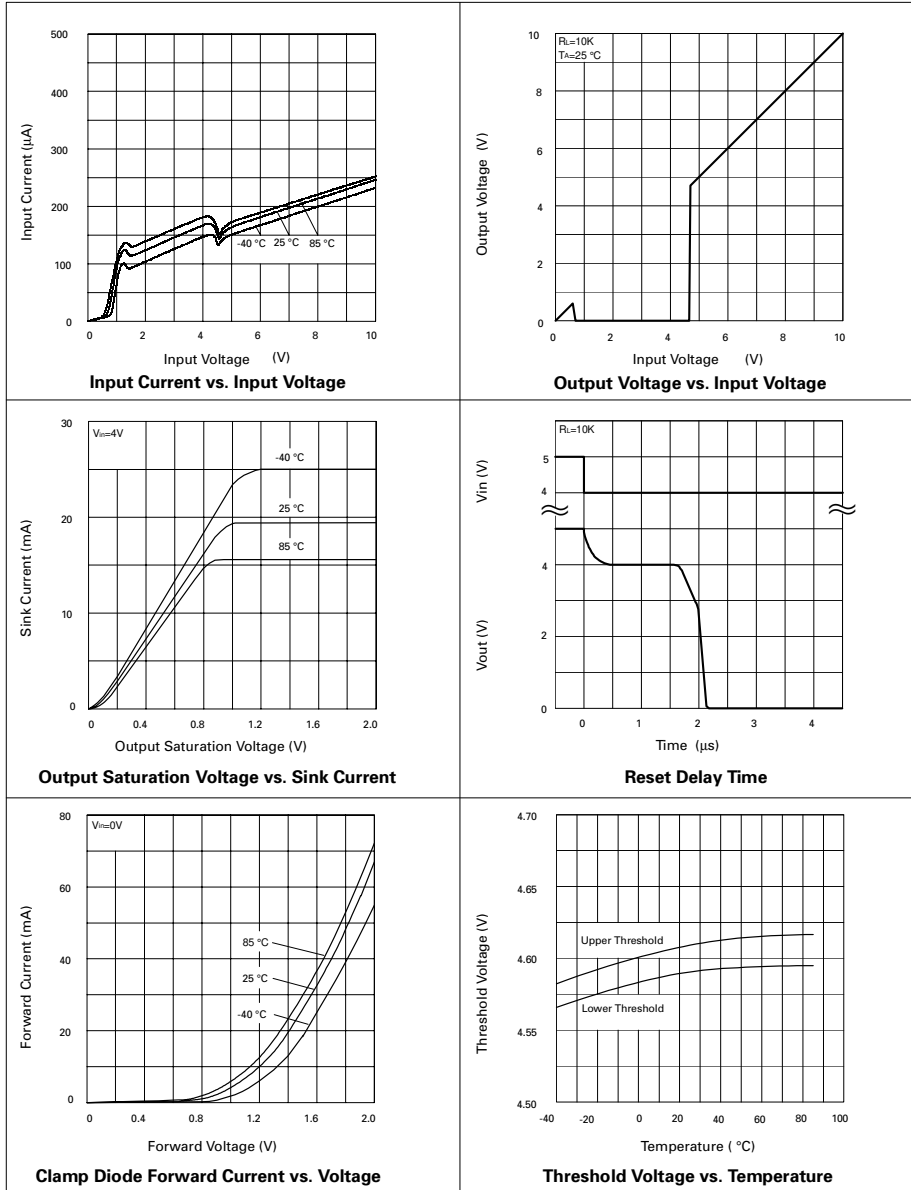
PARAMETER	SYMBOL	MIN	TYP.	MAX.	UNITS
Operating input voltage range	V _{cc}	1.0 to 6.5			V
Quiescent input current (V _{cc} =5V)	I _q		135	200	μA

Note:

1. Maximum package power dissipation must be observed
2. Maximum power dissipation, for the SOT223 and SO8 packages, is calculated assuming that the device is mounted on a PCB measuring 2 inches square.
3. Low duty cycle pulse techniques are used during test to maintain junction temperatures as

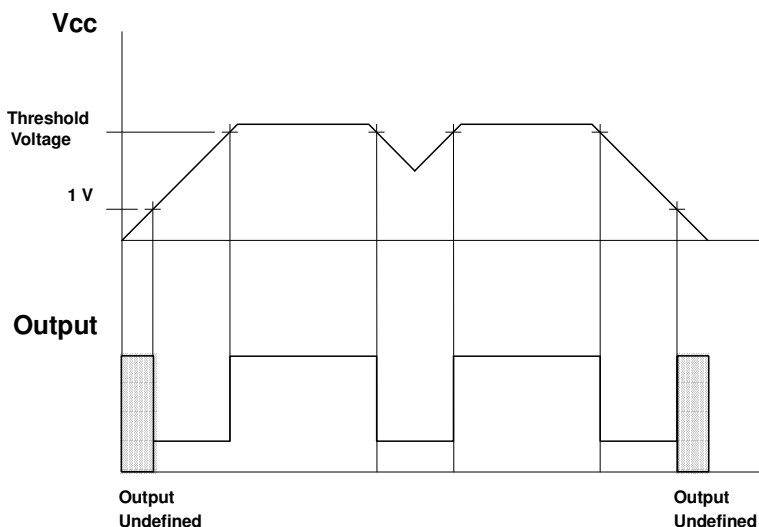
ZM33064

TYPICAL CHARACTERISTICS

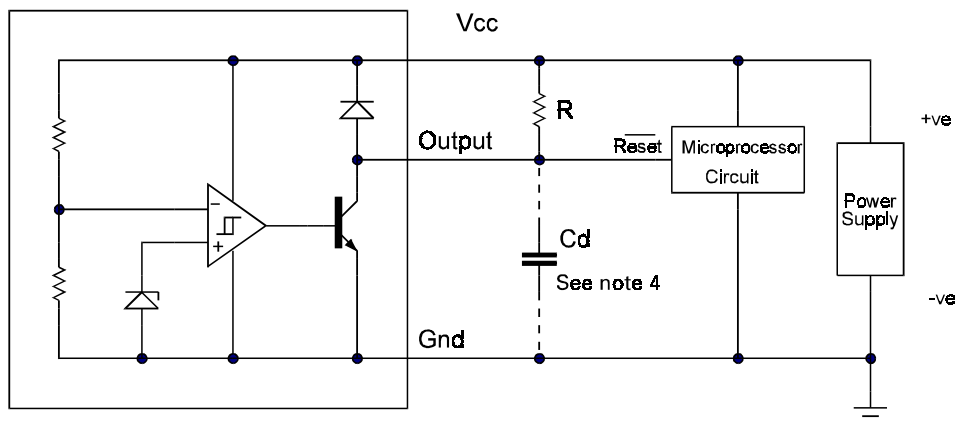


ZM33064

TIMING DIAGRAM



APPLICATION CIRCUIT



Note 4: A time delayed reset can be accomplished with the additional C_d .

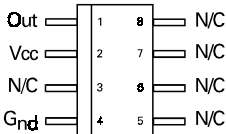
$$T_{DY} = RCd \ln \left(\frac{1}{1 - \frac{V_{TH(mpu)}}{V_{in}}} \right)$$

T_{DY} =Time (Seconds)
 V_{TH} =Microprocessor Reset Threshold
 V_{in} =Power Supply Voltage

ZM33064

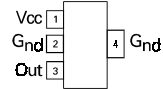
CONNECTION DIAGRAMS

SO8 Package Suffix – N8



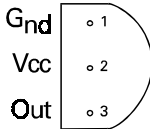
Top View

SOT223 Package Suffix – G



Top View –
Pin 4 floating or connected to pin 2

TO92 Package Suffix – C



Bottom View –

ORDERING INFORMATION

Part Number	Package	Part Mark
ZM33064N8	SO8	ZM33064
ZM33064G	SOT223	ZM33064
ZM33064C	TO92	ZM33064

Europe

Zetex GmbH
Streitfeldstraße 19
D-81673 München
Germany

Telefon: (49) 89 45 49 49 0
Fax: (49) 89 45 49 49 49
europe.sales@zetex.com

Americas

Zetex Inc
700 Veterans Memorial Highway
Hauppauge, NY 11788
USA

Telephone: (1) 631 360 2222
Fax: (1) 631 360 8222
usa.sales@zetex.com

Asia Pacific

Zetex (Asia Ltd)
3701-04 Metroplaza Tower 1
Hing Fong Road, Kwai Fong
Hong Kong

Telephone: (852) 26100 611
Fax: (852) 24250 494
asia.sales@zetex.com

Corporate Headquarters

Zetex Semiconductors plc
Zetex Technology Park, Chadderton
Oldham, OL9 9LL
United Kingdom

Telephone: (44) 161 622 4444
Fax: (44) 161 622 4446
hq@zetex.com

For international sales offices visit www.zetex.com/offices

Zetex products are distributed worldwide. For details, see www.zetex.com/salesnetwork

This publication is issued to provide outline information only which (unless agreed by the company in writing) may not be used, applied or reproduced for any purpose or form part of any order or contract or be regarded as a representation relating to the products or services concerned. The company reserves the right to alter without notice the specification, design, price or conditions of supply of any product or service.