



Chipsmall Limited consists of a professional team with an average of over 10 year of expertise in the distribution of electronic components. Based in Hongkong, we have already established firm and mutual-benefit business relationships with customers from,Europe,America and south Asia,supplying obsolete and hard-to-find components to meet their specific needs.

With the principle of “Quality Parts,Customers Priority,Honest Operation,and Considerate Service”,our business mainly focus on the distribution of electronic components. Line cards we deal with include Microchip,ALPS,ROHM,Xilinx,Pulse,ON,Everlight and Freescale. Main products comprise IC,Modules,Potentiometer,IC Socket,Relay,Connector.Our parts cover such applications as commercial,industrial, and automotives areas.

We are looking forward to setting up business relationship with you and hope to provide you with the best service and solution. Let us make a better world for our industry!



Contact us

Tel: +86-755-8981 8866 Fax: +86-755-8427 6832

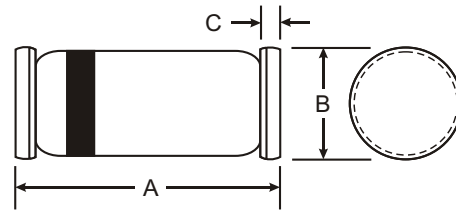
Email & Skype: info@chipsmall.com Web: www.chipsmall.com

Address: A1208, Overseas Decoration Building, #122 Zhenhua RD., Futian, Shenzhen, China



Features

- 500mW Power Dissipation
- Outline Similar to JEDEC DO-213AA
- Hermetic Glass Package



Mechanical Data

- Case: MiniMELF
- Terminals: Solderable per MIL-STD-202, Method 208
- Polarity: Cathode Band
- Marking: Cathode Band Only
- Weight: 0.034 grams (approx.)

MiniMELF		
Dim	Min	Max
A	3.30	3.70
B	1.30	1.60
C	0.28	0.50
All Dimensions in mm		

Maximum Ratings and Electrical Characteristics @ $T_A = 25^\circ\text{C}$ unless otherwise specified

Characteristic	Symbol	Value	Unit
Power Dissipation (Note 1)	P_d	500	mW
Thermal Resistance, Junction to Ambient Air (Note 1)	$R_{\theta JA}$	300	$^\circ\text{C}/\text{W}$
Forward Voltage @ $I_F = 200\text{mA}$	V_F	1.5	V
Operating and Storage Temperature Range	T_j, T_{STG}	-65 to +175	$^\circ\text{C}$

- Notes:
1. Valid provided that electrodes are kept at ambient temperature.
 2. Tested with pulses, $T_p \leq 100\text{ms}$.

Electrical Characteristics @ T_A = 25°C unless otherwise specified

Type Number	Zener Voltage Range (Note 2)				Maximum Zener Impedance		Maximum Reverse Current		Typical Temperature Coefficient @ I _{ZT}
	V _Z @ I _{ZT}			I _{ZT}	Z _{ZT} @ I _{ZT}	Z _{ZK} @ I _{ZK} = 0.25mA	I _R	@ V _R	
	Nom (V)	Min (V)	Max (V)	mA	Ω	Ω	μA	V	
ZMM5221B	2.4	2.28	2.52	20	30	1200	100	1.0	-0.085
ZMM5222B	2.5	2.38	2.63	20	30	1250	100	1.0	-0.085
ZMM5223B	2.7	2.57	2.84	20	30	1300	75	1.0	-0.080
ZMM5224B	2.8	2.66	2.94	20	30	1400	75	1.0	-0.080
ZMM5225B	3.0	2.85	3.15	20	29	1600	50	1.0	-0.075
ZMM5226B	3.3	3.14	3.47	20	28	1600	25	1.0	-0.070
ZMM5227B	3.6	3.42	3.78	20	24	1700	15	1.0	-0.065
ZMM5228B	3.9	3.71	4.10	20	23	1900	10	1.0	-0.060
ZMM5229B	4.3	4.09	4.52	20	22	2000	5.0	1.0	-0.055
ZMM5230B	4.7	4.47	4.94	20	19	1900	5.0	2.0	±0.030
ZMM5231B	5.1	4.85	5.36	20	17	1600	5.0	2.0	±0.030
ZMM5232B	5.6	5.32	5.88	20	11	1600	5.0	3.0	+0.038
ZMM5233B	6.0	5.70	6.30	20	7.0	1600	5.0	3.5	+0.038
ZMM5234B	6.2	5.89	6.51	20	7.0	1000	5.0	4.0	+0.045
ZMM5235B	6.8	6.46	7.14	20	5.0	750	3.0	5.0	+0.050
ZMM5236B	7.5	7.13	7.88	20	6.0	500	3.0	6.0	+0.058
ZMM5237B	8.2	7.79	8.61	20	8.0	500	3.0	6.5	+0.062
ZMM5238B	8.7	8.27	9.14	20	8.0	600	3.0	6.5	+0.065
ZMM5239B	9.1	8.65	9.56	20	10	600	3.0	7.0	+0.068
ZMM5240B	10	9.50	10.50	20	17	600	3.0	8.0	+0.075
ZMM5241B	11	10.45	11.55	20	22	600	2.0	8.4	+0.076
ZMM5242B	12	11.40	12.60	20	30	600	1.0	9.1	+0.077
ZMM5243B	13	12.35	13.65	9.5	13	600	0.5	9.9	+0.079
ZMM5244B	14	13.30	14.70	9.0	15	600	0.1	10	+0.082
ZMM5245B	15	14.25	15.75	8.5	16	600	0.1	11	+0.082
ZMM5246B	16	15.20	16.80	7.8	17	600	0.1	12	+0.083
ZMM5247B	17	16.15	17.85	7.4	19	600	0.1	13	+0.084
ZMM5248B	18	17.10	18.90	7.0	21	600	0.1	14	+0.085
ZMM5249B	19	18.05	19.95	6.6	23	600	0.1	14	+0.086
ZMM5250B	20	19.00	21.00	6.2	25	600	0.1	15	+0.086
ZMM5251B	22	20.90	23.10	5.6	29	600	0.1	17	+0.087
ZMM5252B	24	22.80	25.20	5.2	33	600	0.1	18	+0.087
ZMM5253B	25	23.75	26.25	5.0	35	600	0.1	19	+0.089
ZMM5254B	27	25.65	28.35	4.6	41	600	0.1	21	+0.090
ZMM5255B	28	26.60	29.40	4.5	44	600	0.1	21	+0.091
ZMM5256B	30	28.50	31.50	4.2	49	600	0.1	23	+0.091
ZMM5257B	33	31.35	34.65	3.8	58	700	0.1	25	+0.092
ZMM5258B	36	34.20	37.80	3.4	70	700	0.1	27	+0.093
ZMM5259B	39	37.05	40.95	3.2	80	800	0.1	30	+0.094
ZMM5260B	43	40.85	45.15	3.0	93	900	0.1	33	+0.095
ZMM5261B	47	44.65	49.35	2.7	105	1000	0.1	36	+0.095
ZMM5262B	51	48.45	53.55	2.5	125	1100	0.1	39	+0.096
ZMM5263B	56	53.20	58.80	2.2	150	1300	0.1	43	+0.096
ZMM5264B	60	57.00	63.00	2.1	170	1400	0.1	46	+0.097
ZMM5265B	62	58.90	65.10	2.0	185	1400	0.1	47	+0.097
ZMM5266B	68	64.60	71.40	1.8	230	1600	0.1	52	+0.097
ZMM5267B	75	71.25	78.75	1.7	270	1700	0.1	56	+0.098

 Notes: 2. Tested with pulses, T_p ≤ 100ms.

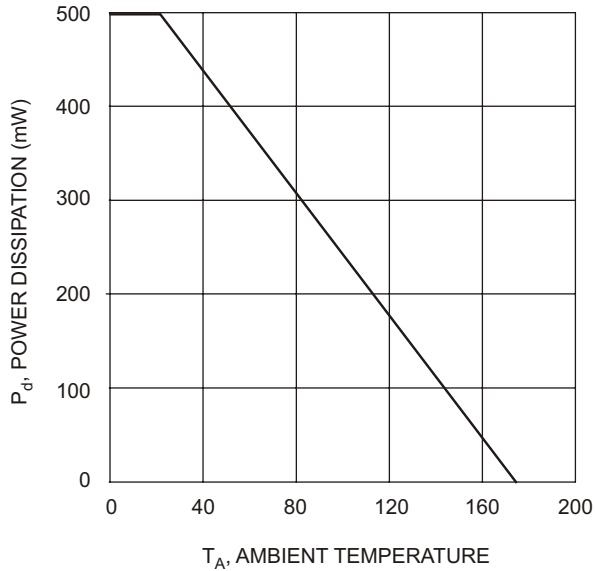


Fig. 1 Power Dissipation vs Ambient Temperature

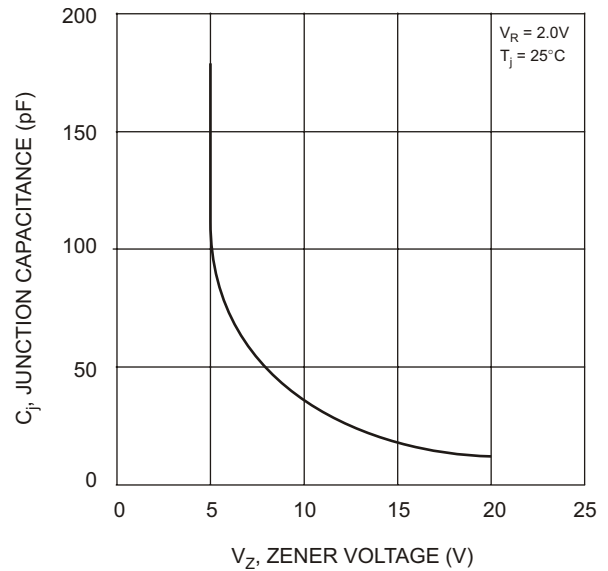


Fig. 2 Junction Capacitance vs Zener Voltage

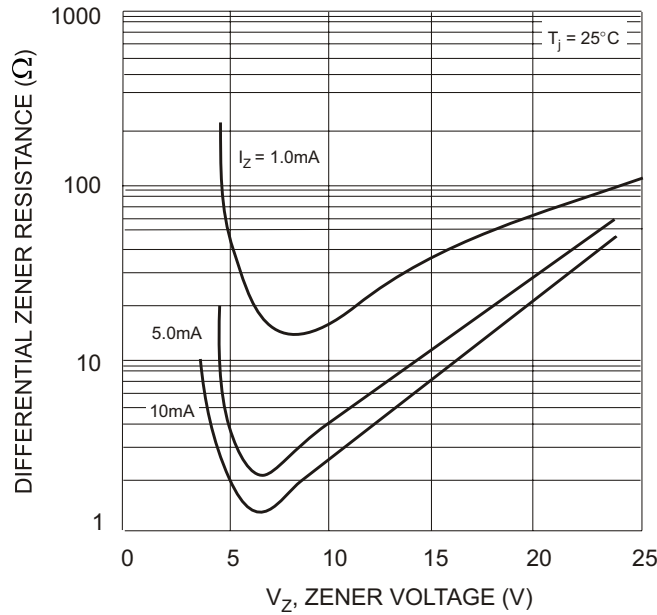


Fig. 3 Differential Zener Impedance

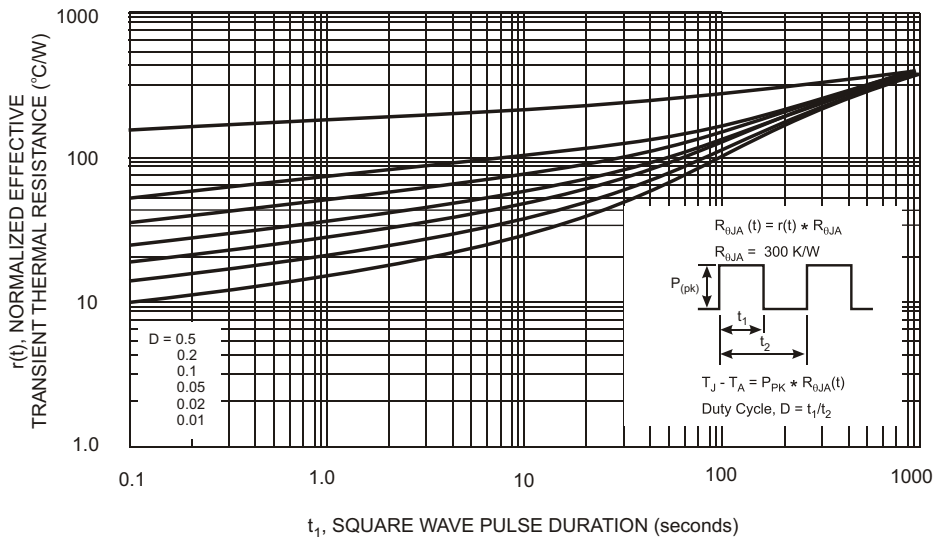


Fig. 4 Typical Normalized Transient Thermal Impedance Curves