



Chipsmall Limited consists of a professional team with an average of over 10 year of expertise in the distribution of electronic components. Based in Hongkong, we have already established firm and mutual-benefit business relationships with customers from,Europe,America and south Asia,supplying obsolete and hard-to-find components to meet their specific needs.

With the principle of “Quality Parts,Customers Priority,Honest Operation,and Considerate Service”,our business mainly focus on the distribution of electronic components. Line cards we deal with include Microchip,ALPS,ROHM,Xilinx,Pulse,ON,Everlight and Freescale. Main products comprise IC,Modules,Potentiometer,IC Socket,Relay,Connector.Our parts cover such applications as commercial,industrial, and automotives areas.

We are looking forward to setting up business relationship with you and hope to provide you with the best service and solution. Let us make a better world for our industry!



## Contact us

Tel: +86-755-8981 8866 Fax: +86-755-8427 6832

Email & Skype: info@chipsmall.com Web: www.chipsmall.com

Address: A1208, Overseas Decoration Building, #122 Zhenhua RD., Futian, Shenzhen, China



# ZXTP2014Z

---

## 140V PNP LOW SATURATION MEDIUM POWER TRANSISTOR IN SOT89

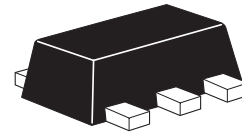
---

### SUMMARY

$BV_{CEO} = -140V$  ;  $R_{SAT} = 85m\Omega$ ;  $I_C = -3A$

### DESCRIPTION

Packaged in the SOT89 outline this new low saturation 140V PNP transistor offers low on state losses making it ideal for use in DC-DC circuits, line switching and various driving and power management functions.



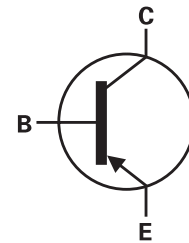
SOT89

### FEATURES

- 3 amps continuous current
- Up to 10 amps peak current
- Very low saturation voltages

### APPLICATIONS

- Motor driving
- Line switching
- High side switches
- Subscriber line interface cards (SLIC)



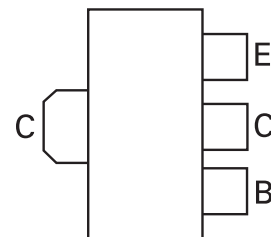
### ORDERING INFORMATION

DEVICE	REEL SIZE	TAPE WIDTH	QUANTITY PER REEL
ZXTP2014ZTA	7"	12mm embossed	1,000 units

### DEVICE MARKING

955

### PINOUT



TOP VIEW

# ZXTP2014Z

## ABSOLUTE MAXIMUM RATINGS

PARAMETER	SYMBOL	LIMIT	UNIT
Collector-base voltage	$BV_{CBO}$	-180	V
Collector-emitter voltage	$BV_{CEO}$	-140	V
Emitter-base voltage	$BV_{EBO}$	-7	V
Continuous collector current <sup>(a)</sup>	$I_C$	-3	A
Peak pulse current	$I_{CM}$	-10	A
Power dissipation at $T_A=25^\circ\text{C}$ <sup>(a)</sup>	$P_D$	1.5	W
Linear derating factor		12	mW/°C
Power dissipation at $T_A=25^\circ\text{C}$ <sup>(b)</sup>	$P_D$	2.1	W
Linear derating factor		16.8	mW/°C
Operating and storage temperature range	$T_j, T_{stg}$	-55 to 150	°C

## THERMAL RESISTANCE

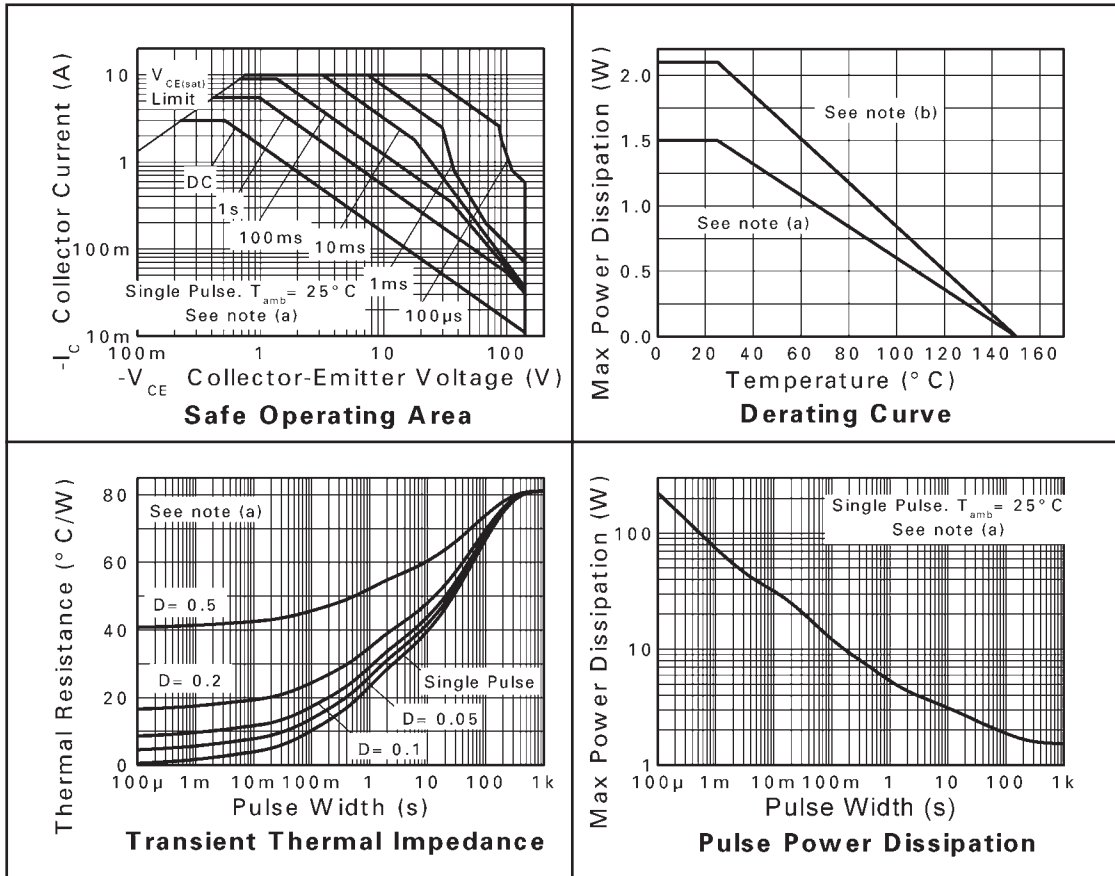
PARAMETER	SYMBOL	LIMIT	UNIT
Junction to ambient <sup>(a)</sup>	$R_{\theta JA}$	83	°C/W
Junction to ambient <sup>(b)</sup>	$R_{\theta JA}$	60	°C/W

### NOTES:

(a) For a device surface mounted on 25mm x 25mm x 1.6mm FR4 PCB with high coverage of single sided 1oz copper, in still air conditions.

(b) For a device surface mounted on 50mm x 50mm x 1.6mm FR4 PCB with high coverage of single sided 1oz copper, in still air conditions.

## CHARACTERISTICS



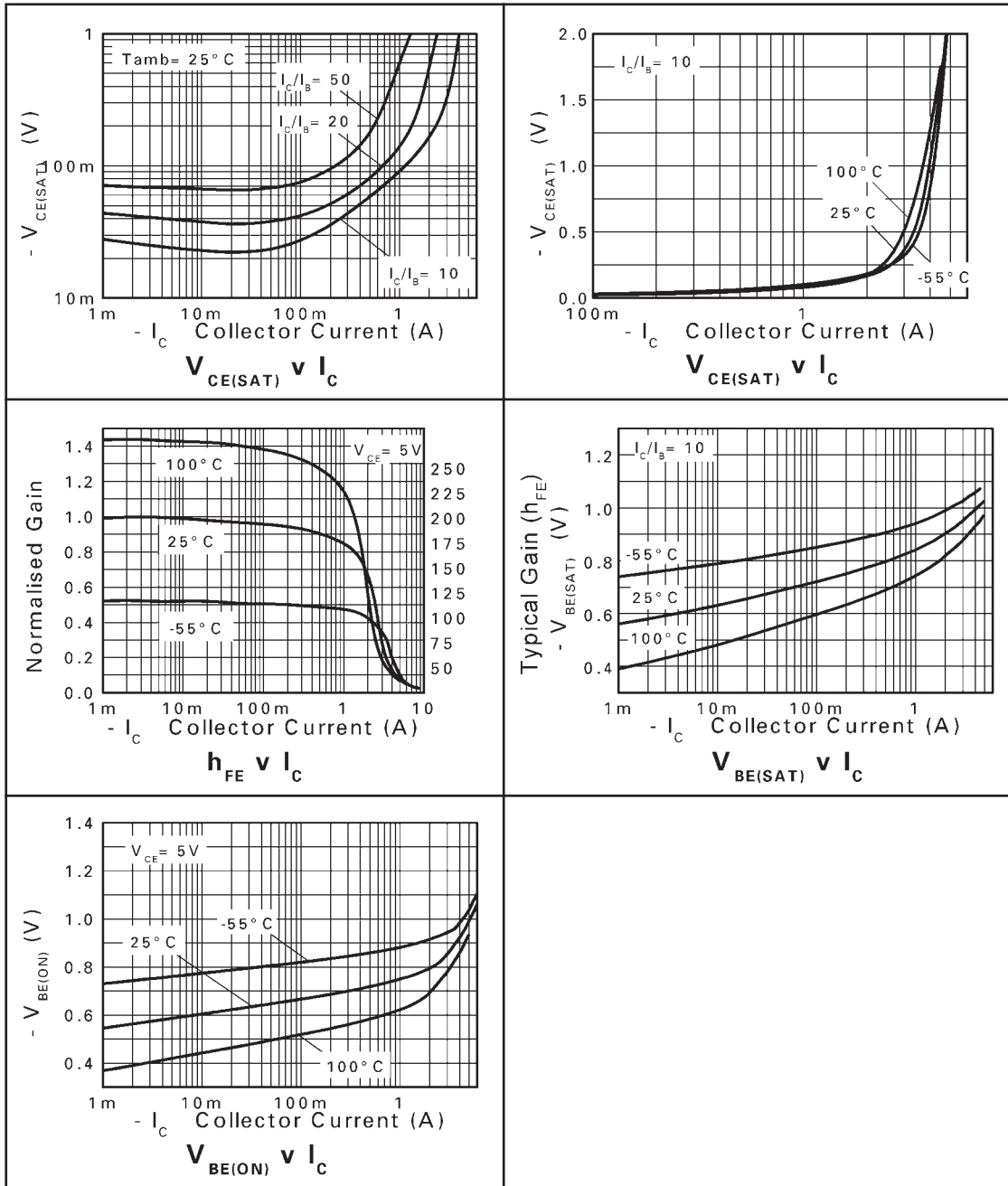
# ZXTP2014Z

## ELECTRICAL CHARACTERISTICS (at $T_{amb} = 25^{\circ}\text{C}$ unless otherwise stated)

PARAMETER	SYMBOL	MIN.	TYP.	MAX.	UNIT	CONDITIONS
Collector-base breakdown voltage	$BV_{CBO}$	-180	-200		V	$I_C = -100\mu\text{A}$
Collector-emitter breakdown voltage	$BV_{CER}$	-180	-200		V	$I_C = -1\mu\text{A}$ , $R_B \leq 1\text{k}\Omega$
Collector-emitter breakdown voltage	$BV_{CEO}$	-140	-160		V	$I_C = -10\text{mA}^*$
Emitter-base breakdown voltage	$BV_{EBO}$	-7.0	-8.0		V	$I_E = -100\mu\text{A}$
Collector cut-off current	$I_{CBO}$		<1	-20 -0.5	nA $\mu\text{A}$	$V_{CB} = -150\text{V}$ $V_{CB} = -150\text{V}$ , $T_{amb} = 100^{\circ}\text{C}$
Collector cut-off current	$I_{CER}$ $R \leq 1\text{k}\Omega$		<1	-20 -0.5	nA $\mu\text{A}$	$V_{CB} = -150\text{V}$ $V_{CB} = -150\text{V}$ , $T_{amb} = 100^{\circ}\text{C}$
Emitter cut-off current	$I_{EBO}$		<1	-10	nA	$V_{EB} = -6\text{V}$
Collector-emitter saturation voltage	$V_{CE(SAT)}$		-37 -50 -80 -255	-60 -75 -115 -330	mV	$I_C = -0.1\text{A}$ , $I_B = -5\text{mA}^*$ $I_C = -0.5\text{A}$ , $I_B = -50\text{mA}^*$ $I_C = -1\text{A}$ , $I_B = -100\text{mA}^*$ $I_C = -3\text{A}$ , $I_B = -300\text{mA}^*$
Base-emitter saturation voltage	$V_{BE(SAT)}$		-910	-1010	mV	$I_C = -3\text{A}$ , $I_B = -300\text{mA}^*$
Base-emitter turn on voltage	$V_{BE(ON)}$		-800	-900	mV	$I_C = -3\text{A}$ , $V_{CE} = -5\text{V}^*$
Static forward current transfer ratio	$h_{FE}$	100 100 45	225 200 100 5	300		$I_C = -10\text{mA}$ , $V_{CE} = -5\text{V}^*$ $I_C = -1\text{A}$ , $V_{CE} = -5\text{V}^*$ $I_C = -3\text{A}$ , $V_{CE} = -5\text{V}^*$ $I_C = -10\text{A}$ , $V_{CE} = -5\text{V}^*$
Transition frequency	$f_T$		120		MHz	$I_C = -100\text{mA}$ , $V_{CE} = -10\text{V}$ $f = 50\text{MHz}$
Output capacitance	$C_{OBO}$		33		pF	$V_{CB} = -10\text{V}$ , $f = 1\text{MHz}^*$
Switching times	$t_{ON}$ $t_{OFF}$		42 636		ns	$I_C = -1\text{A}$ , $V_{CC} = -50\text{V}$ , $I_{B1} = -I_{B2} = -100\text{mA}$

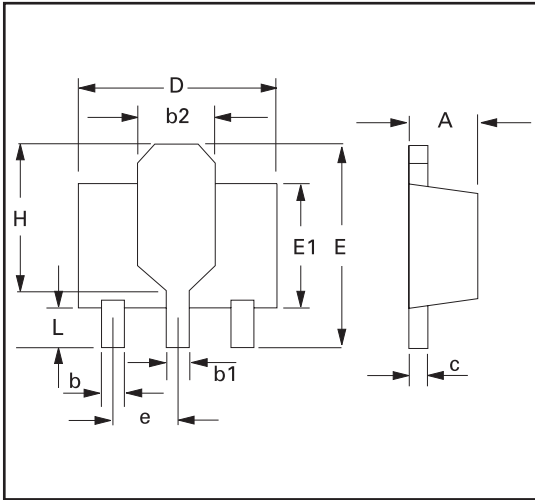
\* Measured under pulsed conditions. Pulse width  $\leq 300\mu\text{s}$ ; duty cycle  $\leq 2\%$ .

## TYPICAL CHARACTERISTICS



# ZXTP2014Z

## PACKAGE OUTLINE



## PACKAGE DIMENSIONS

DIM	Millimeters		Inches		DIM	Millimeters		Inches	
	Min	Max	Min	Max		Min	Max	Min	Max
A	1.40	1.60	0.550	0.630	e	1.40	1.50	0.055	0.059
b	0.38	0.48	0.015	0.019	E	3.75	4.25	0.150	0.167
b1	-	0.53	-	0.021	E1	-	2.60	-	0.102
b2	1.50	1.80	0.060	0.071	G	2.90	3.00	0.114	0.118
c	0.28	0.44	0.011	0.017	H	2.60	2.85	0.102	0.112
D	4.40	4.60	0.173	0.181	-	-	-	-	-

© Zetex Semiconductors plc 2005

Europe	Americas	Asia Pacific	Corporate Headquarters
Zetex GmbH Streitfeldstraße 19 D-81673 München Germany	Zetex Inc 700 Veterans Memorial Hwy Hauppauge, NY 11788 USA	Zetex (Asia) Ltd 3701-04 Metroplaza Tower 1 Hing Fong Road, Kwai Fong Hong Kong	Zetex Semiconductors plc Zetex Technology Park Chadderton, Oldham, OL9 9LL United Kingdom
Telefon: (49) 89 45 49 49 0 Fax: (49) 89 45 49 49 49 <a href="mailto:europa.sales@zetex.com">europa.sales@zetex.com</a>	Telephone: (1) 631 360 2222 Fax: (1) 631 360 8222 <a href="mailto:usa.sales@zetex.com">usa.sales@zetex.com</a>	Telephone: (852) 26100 611 Fax: (852) 24250 494 <a href="mailto:asia.sales@zetex.com">asia.sales@zetex.com</a>	Telephone (44) 161 622 4444 Fax: (44) 161 622 4446 <a href="mailto:hq@zetex.com">hq@zetex.com</a>

These offices are supported by agents and distributors in major countries world-wide.

This publication is issued to provide outline information only which (unless agreed by the Company in writing) may not be used, applied or reproduced for any purpose or form part of any order or contract or be regarded as a representation relating to the products or services concerned. The Company reserves the right to alter without notice the specification, design, price or conditions of supply of any product or service.

For the latest product information, log on to [www.zetex.com](http://www.zetex.com)



ISSUE 2 - AUGUST 2005